



Fortinet AP822

802.11ac performance for small to large environments

Dual-radio, Two-stream 802.11ac Wireless Access Point

The AP822 catalyzes the migration to Gigabit Wi-Fi by bringing the power of enterprise-wide, full channel 802.11ac to more customers. The AP822 is a cost-effective solution designed to meet the mid-range performance requirements of offices, schools, universities, hospitals, hotels, and retail stores, and it supports up to an aggregate 1.17 Gbps data rate for the most demanding business applications such as video and voice.

The AP822 is positioned to accelerate the adoption of 802.11ac into more cost-sensitive market segments. For schools, this means a more cost-effective solution can be deployed to meet the growing throughput demand from on-campus wireless devices. Hotels can more easily offer a richer Wi-Fi experience where availability of high-quality wireless services is often the primary criterion—above other amenities—for making reservations. Providing high-speed, high-capacity wireless LAN services for the small and medium business is now more attainable with the AP822.

The AP822 access point allows administrators to prioritize applications to improve the user experience based on Fortinet's unique ability to associate specific applications with deployed channel layers. For schools, this means Learning Management System applications can be assigned to one dedicated channel layer, while online classroom video feeds can be dedicated to another channel layer. For healthcare, life-critical applications such as patient monitoring can be assigned to one channel layer, doctor and nursing applications can be assigned to a second layer, and patient applications can be placed on a third channel layer.

Fortinet's single-channel option within the Mobile**FLEX** architecture uniquely allows the AP822 to support wide Wi-Fi channels in real-world deployments, effectively doubling the data rate over 802.11n and dramatically increasing throughput for Fortinet customers. The 2x2:2 spatial stream design provides very high throughput (VHT) data rates for the majority of tablets and smartphones, at a competitive price. Additionally, customer feedback has indicated up to a 40% increase in performance with legacy 802.11n devices because of the hardware design benefits of 802.11ac. The AP822 also provides unique roaming support. Fortinet's patented Air Traffic Control® technology enables the network to control client roams, resulting in the industry's lowest roaming latency figures—a true zero-handoff.

Like other Fortinet access points, the AP822 integrates seamlessly with our Mobile Center, Mobile Connect, Spectrum Manager, and other application solutions to bring intelligent management and resilient wireless services to your network.

AP822

802.11ac Wireless Access Point



Features

- Supports IEEE Std 802.11ac with two spatial streams
- Supports pervasive 80 MHz channel usage
- Supports radio frequency virtualization
- Supports multiple operating modes: centralized, distributed, MESH, bridged, and VPN tunnel
- Integration with Fortinet controllers and management software applications
- Supports either internal or external antennas

Benefits

- Provides an optimized 802.11ac experience, with VHT capabilities
- Only vendor to recommend one or two 80 MHz channel usage for maximum 802.11ac throughput
- No channel planning, and delivers seamless mobility
- Offers flexible deployment options for diverse customer requirements
- Offers full management and security assurances
- Provides a choice of two models to suit your needs



FortiCare Worldwide 24x7 Support
support.fortinet.com



FortiGuard Security Services
www.fortiguards.com

SPECIFICATIONS

Operating Modes
Centralized deployment mode
Distributed deployment mode
MESH mode
Bridge mode
Remote VPN tunnel mode
Security
WEP, WPA-PSK, WPA-TKIP, WPA2-AES, 802.11i, 802.1X (EAP-TLS, EAP-TTLS, PEAP, LEAP, EAP-FAST, EAP-SIM, EAP-AKA, and EAP-MD5)
802.1X and captive portal authentication against local database on the controller, RADIUS, and Active Directory
RADIUS-assisted per-user and per-ESSID access control via MAC filtering
Management
Centrally managed by any Fortinet controller running System Director 6.1 or later
Automatically discovers controllers and downloads configuration settings for plug-and-play deployment
Upgrades and management via System Director / Network Manager
Support for SNMP
Wireless Specifications
Model Introduction
AP822i dual-radio, single-band IEEE Std 802.11b/g/n for 2.4 GHz band and IEEE Std 802.11a/n/ac for 5.x GHz band access point with four internal omnidirectional antennas
AP822e dual-radio, single-band IEEE Std 802.11b/g/n for 2.4 GHz band and IEEE Std 802.11a/n/ac for 5.x GHz band access point with four RP-SMA connectors and four external omnidirectional antennas
Supported Radio Technologies
Dual-radio access point for indoor environment
2x2:2SS (two spatial streams)
Supported 2.4 GHz and 5.x GHz for single-band, dual-radio operation; data rate up to 1167 Mbps
IEEE Std 802.11n/a/g/ac with Orthogonal Frequency Division Multiplexing (OFDM)
IEEE Std 802.11b with 5 MHz channels and Direct Sequence Spread Spectrum (DSSS)
IEEE Std 802.11ac WAVE1 with 20/40/80 MHz (HT20/HT40/VHT80) channel width
IEEE Std 802.11n with 40 MHz (HT40) channel width
IEEE Std 802.11a/g with 20 MHz channel
Supported Modulation
IEEE Std 802.11ac: BPSK, QPSK, 16-QAM, 64-QAM, and 256-QAM
IEEE Std 802.11a/g/n: BPSK, QPSK, 16-QAM, and 64-QAM
IEEE Std 802.11b: BPSK, QPSK, CCK
Supported MCS Index
Supported MCS0–MCS9 for IEEE Std 802.11ac (NSS=1~2)
Supported MCS0–MCS15 for IEEE Std 802.11n
Supported Frequency Bands
2.400 ~ 2.4835 GHz (ISM)
5.150 ~ 5.250 GHz (UNII-1)
5.250 ~ 5.350 GHz (UNII-2, upon DFS approval)
5.470 ~ 5.725 GHz (UNII-2 Extended, upon DFS approval)
5.725 ~ 5.825 GHz (UNII-3) Country-Specific Restrictions Apply; Adjusted by Controller upon Approval; Data Rates Supported (Mbps):
IEEE Std 802.11ac two streams: 13.0 ~ 866.7 Mbps (MCS0-HT20 @ 800 nS–MCS9-VHT80 @ 400 nS)
IEEE Std 802.11ac per stream: 6.5 ~ 433.3 Mbps (MCS0-HT20 @ 800 nS ~ MCS9-VHT80 @ 400 nS)
IEEE Std 802.11n Two streams: 13.0 ~ 300.0 Mbps (MCS8-HT20@800nS to MCS15-HT40@400nS)
IEEE Std 802.11n per stream: 6.5 ~ 150.0 Mbps (MCS0-HT20 @ 800nS to MCS7-HT40@400nS)
IEEE Std 802.11a/g: 6, 9, 12, 18, 24, 36, 48, and 54 Mbps
IEEE Std 802.11b: 1, 2, 5.5, and 11 Mbps
Transmit Power (TX) and Receive Sensitivity (RX) per Stream

Antennas

Four integrated Single band omni-directional antennas for 2x2 MIMO with maximum antenna gain of 3.6 dBi in 2.4 GHz and 5 dBi in 5 GHz. Antennas are optimized for vertical wall mounted orientation of the AP.

Configuration	Maximum conductive point transmit power per stream (dBm)	Maximum EIRP per stream (dBm), External Antenna SKU	Maximum EIRP per stream (dBm), Internal Antenna SKU	RX (dBm)
802.11b	20.0	24.0	23.0	-91
802.11g	19.0	23.0	22.0	-77
802.11n, 2.4 GHz HT20	18.0	22.0	21.0	-73
802.11n, 2.4 GHz HT40	18.0	21.3	21.0	-71
802.11a	18.0	24.0	22.0	-77
802.11n, 5 GHz, HT20	17.0	23.0	21.0	-73
802.11n, 5 GHz, HT40	17.0	23.0	21.0	-70
802.11ac, 5 GHz, HT20	17.0	23.0	21.0	-71
802.11ac, 5 GHz, HT40	16.0	22.0	20.0	-65
802.11ac, 5 GHz, VHT80	16.0	22.0	20.0	-63

Physical Specifications

SKU

AP822i: Four integrated dual-band omnidirectional metal PIFA antennas

AP822e: Four reverse polarity SMA connectors; shipment comes with four omnidirectional antennas

Specification of Default Antenna

	Model Number	Description
1	MERU-P1633	Internal antenna (Default in AP822i): MERU-P1633 2.4/5.x GHz 3/4 dBi dual-band omnidirectional antenna
2	ANT-01ABGN-0406-O	External antenna (Default in AP822e): ANT-01ABGN-0406-O, 2.4/5 GHz 3.3/6 dBi omnidirectional antenna with a single RP-SMA jack

Specification of Optional External Antennas (Sold Separately)

	Model Number	Description
1	ANT-ABNG230-W	2.4/5.x GHz 2/3 dBi omnidirectional rubber ducky antenna with a single RP-SMA jack
2	ANT-ABGN-470	2.4/5.x GHz 4.7/4.7 dBi omnidirectional rubber ducky antenna with a single RP-SMA jack
3	ANT-I2ABGN-0304-O	2.4/5.x GHz 3/4 dBi omnidirectional ceiling mount antenna, with 36-inch external coaxial cables and 2x RP-SMA jacks
4	ANT-04ABGN-0607-PT	2.4/5.x GHz 6/7 dBi directional patch wall/pole-mount antenna, with 36-inch external coaxial cables and 4x RP-SMA jacks

SPECIFICATIONS

Power

Operated at IEEE Std 802.3af power, powered by IEEE Std 802.1af or at PoE (Power over Ethernet) injector or switch

12V external power adapter (sold separately)

Other Interfaces

Networks: One 10/100/1000 BASE-T Ethernet RJ45 uplink (G1), one 10/100/1000 BASE-T Ethernet RJ45 (G2) (disabled), auto-sensing link speed and MDI/MDX

Four RPSMA RF connectors (For AP822e, external antenna SKU)

One RJ45 port (G1) support IEEE Std 802.3af or at PoE

One USB 2.0 port (Type-A) (disabled)

One console port

One reset button

One Kensington security slot

LED Indicators

One tri-color LED for AP status

Additional LEDs for Ethernet activity over two RJ45 ports (G1 & G2)

Mounting

Wall mount: junction box wall mount bracket included

Three mounting kits included with access point:

650-00232, 15/16" T-bar & wall-mount combo adapter

650-00233, 9/16" T-bar adapter

Flat-surface wall-mount bracket (used with 650-00232)

840-00126, Wall Mount Hardware Kit (including to 669-00004 space, 665-00085 M3x10 screws, & 665-00102-M3x30 screws)

Option (ordered separately)

- CBL-SERIAL-DB9-35, DB9-stereo console cable

- CBL-RJ45-ADAPT-X5, GbE extension adapter

- MNT-FEET-SET-X5, rubber feet for desktop staging

Installation in the Air-Handling Space

AP822e metal enclosure only by removing plastic façade

Dimensions

AP822i or AP822e (with mounting bracket): 7.1" x 7.1" x 2.7" (18.0 cm x 18.0 cm x 6.8 cm)

AP822e without plastic façade: 6.3" x 6.3" x 2.1" (16.1 cm x 16.0 cm x 5.2 cm)

Weight

AP822i (with mounting bracket): 2.3 lb (1.1 kg)

AP822e (with mounting bracket): 1.9 lb (0.9 kg)

AP822e without façade and mounting bracket: 1.5 lb (0.7 kg)

Environmental

Operating temperature: 32° F to 122° F (0° C to 50° C)

Operating humidity: 5–95% (non-condensing)

Storage temperature: -40° F to 185° F (-40° C to 70° C) ambient

Storage humidity: 5–95% (non-condensing)

Regulatory Approval

FCC (United States of America)

CE Mark (European Community)

Industry Canada (Canada)

TELEC (Japan)

Safety Approval (worldwide)

For more country-specific regulatory approval, please contact your Fortinet representative

Certifications

Wi-Fi CERTIFIED™

EU RoHS

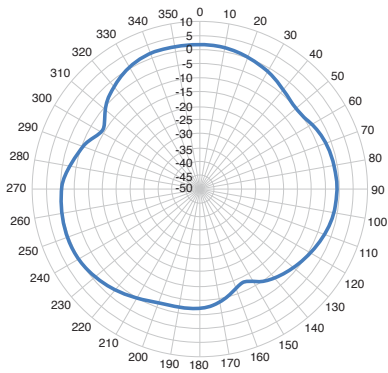


Warranty

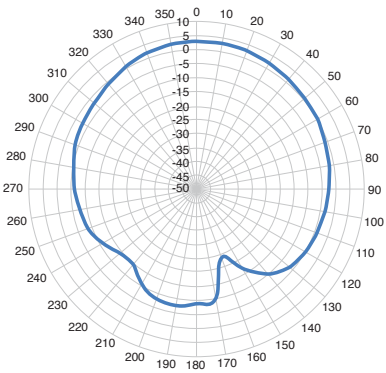
Limited lifetime warranty

AP822i INTERNAL ANTENNA MODEL

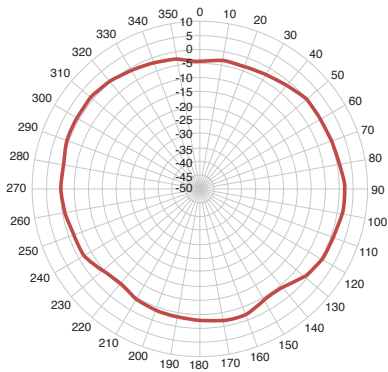
External Antenna	2.4 GHz ~ 2.5 GHz	4.9 GHz ~ 5.9 GHz
Average Antenna Gain	3.3 dBi	6.0 dBi
Polarization	Linear	Linear
Azimuth Beam-width	360°	360°
Elevation Beam-width	75°	55°
VSWR	1:1.5	1:1.5



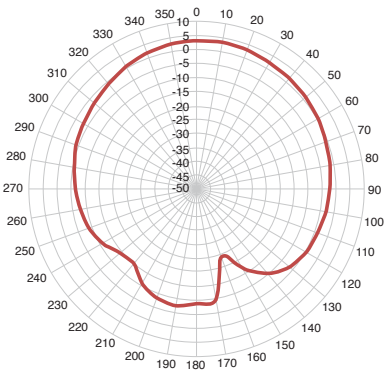
2.4 GHz H-plane



2.4 GHz E-plane



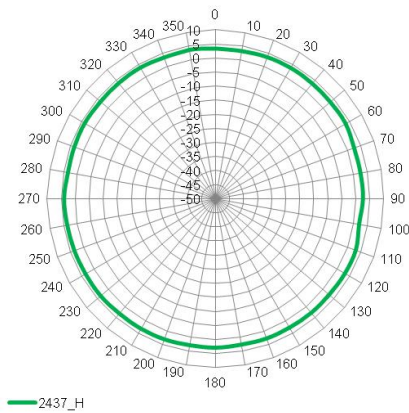
5 GHz H-plane



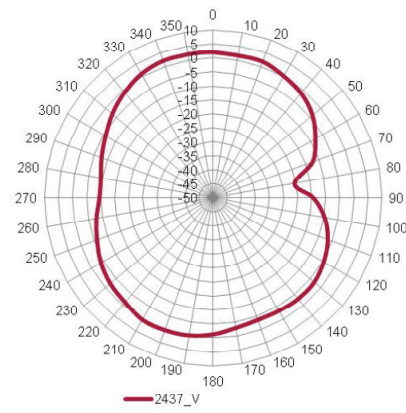
5 GHz E-plane

AP822i INTERNAL ANTENNA MODEL

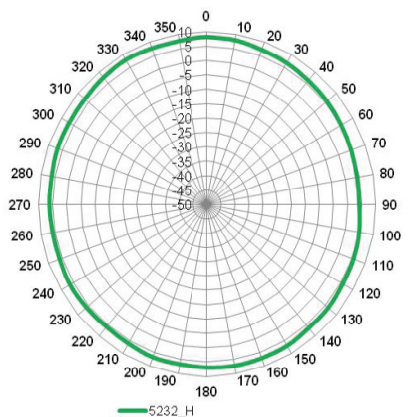
External Antenna	2.4 GHz ~ 2.5 GHz	4.9 GHz ~ 5.9 GHz
Average Antenna Gain	3.3 dBi	6.0 dBi
Polarization	Linear	Linear
Azimuth Beam-width	360°	360°
Elevation Beam-width	75°	55°
VSWR	1:1.5	1:1.5



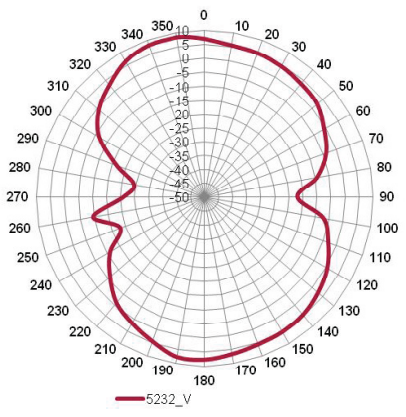
2.4 GHz H-plane



2.4 GHz E-plane



5 GHz H-plane



5 GHz E-plane



GLOBAL HEADQUARTERS
Fortinet Inc.
899 Kifer Road
Sunnyvale, CA 94086
United States
Tel: +1.408.235.7700
www.fortinet.com/sales

EMEA SALES OFFICE
120 rue Albert Caquot
06560, Sophia Antipolis,
France
Tel: +33.4.8987.0510

APAC SALES OFFICE
300 Beach Road 20-01
The Concourse
Singapore 199555
Tel: +65.6513.3730

LATIN AMERICA SALES OFFICE
Prol. Paseo de la Reforma 115 Int. 702
Col. Lomas de Santa Fe,
C.P. 01219
Del. Álvaro Obregón
México D.F.
Tel: 011-52-(55) 5524-8480