

## GV-UNP2500 2MP H.264 Super Low Lux WDR Pinhole Camera



- 1/2.8" progressive scan super low lux CMOS
- Minimum illumination at 0.02 lux
- Dual streams from H.264 and MJPEG
- Up to 30 fps at 1920 x 1080
- Megapixel lens
- Day and night function (electronic)
- Built-in micro SD card slot (SD/SDHC) for local storage
- Recording assigned by GV-Edge Recording Manager ([Windows & Mac](#))
- One-way audio
- 3D DNR (Digital Noise Reduction)
- Wide Dynamic Range (WDR)
- Defog
- Motion detection
- Tampering alarm
- Privacy mask
- Text overlay
- IP address filtering
- PoE (IEEE 802.3af)
- Supports iPhone, iPad, Android & 3GPP
- 31 languages on Web interface
- ONVIF (Profile S) conformant
- More storage option - [NAS](#)

\* No Memory card slot & local storage function for Argentina.

### Introduction

The GV-UNP2500 pinhole camera offers an option for clandestine surveillance. The compact camera lens can be installed in surveillance sites with limited space such as behind the panel of ATM machines. The camera is also ideal for locations where discreet surveillance is desirable, such as at the banks, hotels, museums, stores, and offices. The camera is equipped with 1/2.8" progressive scan super low lux CMOS, with a day and night electronic lens to provide a clear view anytime of a day.

### Active Tampering Alarm

Tampered



Focus Change

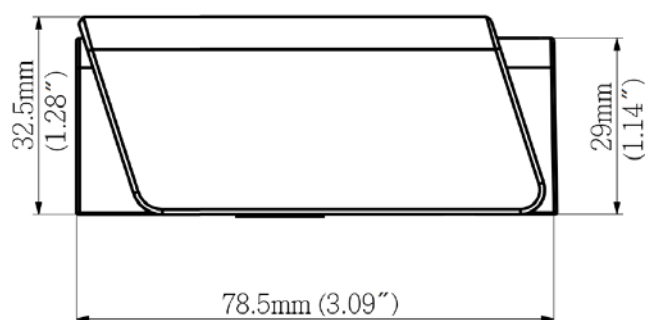
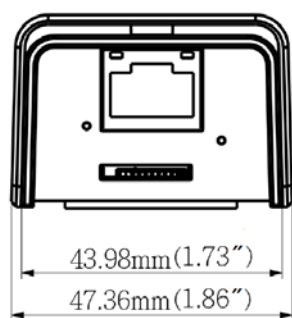


Camera Shift

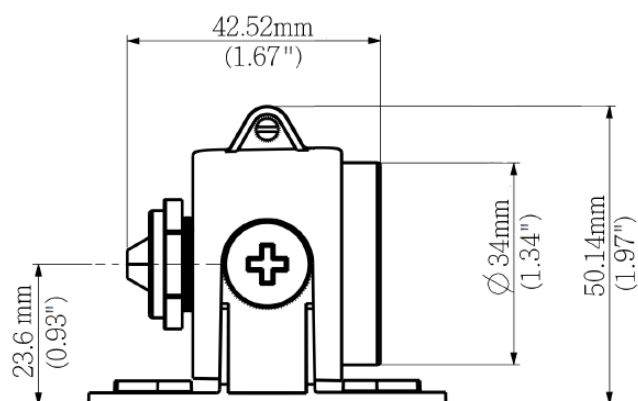
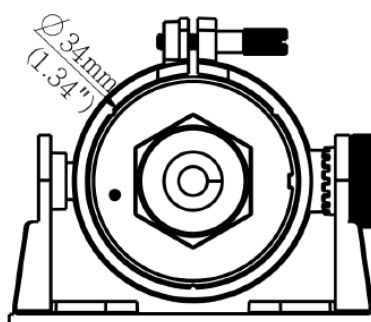
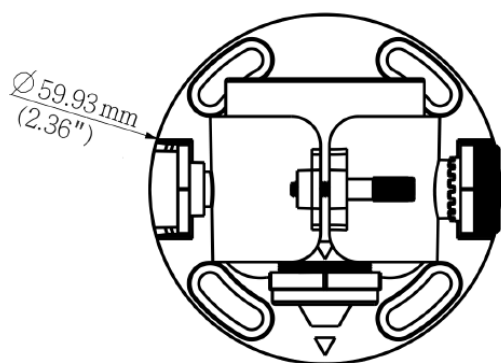


## Dimensions

### ● Main Body



### ● Camera Lens



## Specifications

### Camera

Image Sensor		1/2.8" progressive scan super low lux CMOS
Picture Elements		1920 (H) x 1080 (V)
Minimum Illumination	Color	0.02 Lux
	B/W	
Shutter Speed		Automatic, Manual (1/5 ~ 1/8000 sec.)
White Balance		Automatic, Manual (2800K ~ 8500K)
Gain Control		Automatic
S/N Ratio		52 dB
WDR		Yes

### Lens

Megapixel		Yes
Day/Night		Yes (Electronic)
Iris		Fixed
Focal Length		3.7 mm
Maximum Aperture		F/2.8
Mount		M12
Image Format		1/2.7"
Horizontal FOV		84°
Operation	Focus	Fixed
	Zoom	Fixed
	Iris	Fixed

### Operation

Video Compression		H.264, MJPEG
Video Streaming		Dual streams from H.264 and MJPEG
Frame Rate		30 fps at 1920 x 1080 * The frame rate and the performance may vary depending on the number of connections and data bitrates (different scenes).
Image Setting		Brightness, Contrast, Saturation, Sharpness, Gamma, White Balance, Flicker-less, Image Orientation, Shutter Speed, Backlight Compensation, D/N Sensitivity, WDR, Defog, Denoise, Metering
Audio Compression		AAC 32K
Audio Support		One-Way Audio
Sensor Input		No
Alarm Output		No

### Video Resolution

Main Stream	4:3	1600 x 1200, 1280 x 960
	16:9	1920 x 1080, 1280 x 720
	5:4	1280 x 1024
Sub Stream	4:3	640 x 480, 320 x 240
	16:9	640 x 360, 448 x 252
	5:4	640 x 512, 320 x 256

### Network

Interface		10/100M Ethernet
Ethernet Protocol		DHCP, DynDNS, FTP, HTTP, HTTPS, NTP, ONVIF (Profile S), PSIA, QoS (DSCP), RTSP, SNMP, SMTP, TCP, UDP, UPnP, 3GPP/ISMA

### Mechanical

Temperature Detector		Yes
Camera Angle Adjustment	Rotate	0° ~ 360°

Connectors	Power	PoE (IEEE 802.3af)
	Ethernet	RJ-45
	Audio	1 In (built-in microphone)
	Local Storage	Micro SD card slot (SD/SDHC, SD version 2.0 only, Class 10) * <b>SDXC</b> and <b>UHS-I</b> card types are not supported.
	Camera Unit Connect	RJ-12
LED Indicator		4 LEDs: Link, ACT, Camera Status, RJ-12 Status
<b>General</b>		
Environment Temperature		-5 °C ~50 °C (23 °F ~ 122 °F)
Humidity		10% to 90% (no condensation)
Power Source		PoE (IEEE 802.3af)
Max. Power Consumption		4.8 W
Dimension	Main Body	78.5 x 47.36 x 32.5 mm (3.09" x 1.86" x 1.28")
	Camera Lens	Ø 59.93 x 50.14 mm (2.36" x 1.97")
Cable Length		1 m (3.28 ft), 10 m (32.8 ft, optional)
Weight (with main body mount)		210 g (0.46 lb)
Regulatory		CE, FCC, RCM, RoHS compliant
<b>Power over Ethernet</b>		
PoE Standard		PoE (IEEE 802.3af Power over Ethernet / PD)
PoE Power Supply Type		End-Span
PoE Power Output		Per Port 48V DC, 350mA. Max. 15.4 watts
<b>Web Interface</b>		
Installation Management		Web-based configuration
Maintenance		Firmware upgrade through Web Browser or Utility
Access from Web Browser		Camera Live View, Video Recording, Change Video Quality, Bandwidth Control, Image Snapshot, Audio, Picture in Picture, Picture and Picture, Privacy Mask, Tampering Alarm, Text Overlay, Digital PTZ
Language		Arabic / Bulgarian / Czech / Danish / Dutch / English / Finnish / French / German / Greek / Hebrew / Hungarian / Indonesian / Italian / Japanese / Lithuanian / Norwegian / Persian / Polish / Portuguese / Romanian / Russian / Serbian / Simplified Chinese / Slovakian / Slovenian / Spanish / Swedish / Thai / Traditional Chinese / Turkish
<b>Applications</b>		
Network Storage		GV-System (GV-DVR/NVR), GV-Backup Center, GV-Recording Server, and GV-VMS
Smart Device Access		GV-Eye for iOS and Android
Live Viewing		IE, mobile phone
CMS Server support		GV-Control Center, GV-Center V2, GV-Vital Sign Monitor


**Note:**

- Specifications are subject to change without notice.
- Mind the following when using an inserted memory card for recording:
  - Recorded data on the memory card can be damaged or lost if the data are accessed while the camera is under physical shock, power interruption, memory card detachment or when the memory card reaches the end of its lifespan. No guarantee is provided for such causes.
  - The stored data can be lost if the memory card is not accessed for a long period of time. Back up your data periodically if you seldom access the memory card.
  - Memory cards are expendable and their durability varies according to the conditions of the installed site and how they are used. Back up your data regularly and replace the memory card annually.
  - To avoid power outage, it is highly suggested to apply a battery backup (UPS).
  - For better performance, it is highly suggested to use Micro SD card of MLC NAND flash, Class 10.
  - Replace the memory card when its read/write speed is lower than 6 MB/s or when the memory card is frequently undetected by the camera.

## Packing List

- |                              |                                |
|------------------------------|--------------------------------|
| 1. Pinhole Camera            | 7. M3 Screw x 2                |
| 2. 1 m (3.28 ft) RJ-12 Cable | 8. M2 Screw                    |
| 3. Camera Adhesive Tape x 2  | 9. GV-IPCAM H.264 Software DVD |
| 4. Installation Sticker      | 10. GV-NVR Software DVD        |
| 5. Main Body Mount           | 11. Warranty Card              |
| 6. Main Body Adhesive Tape   |                                |

## Accessories

Model No.	Details
GV-PA191 PoE Adapter 	The GV-PA191 PoE adapter is designed to provide power and network connection to the cameras over a single Ethernet cable.
GV-POE Switch	The GV-POE Switch is designed to provide power along with network connection for IP devices. The GV-POE Switch is available in various models with different numbers and types of ports.
10 m (32.8 ft) RJ-12 Cable	A 10 m (32.8 ft) RJ-12 Cable can be purchased to connect the camera lens and the main body.