

morphy richards®

smart ideas for your home





SMART IDEAS

BREAKFAST

Redefine Hot Water Dispenser	5
Elipta 60s Range	6-7
Chroma Range	8-9
Accents Range	10-11
New Accents Range	12-13
Coffee Maker	14
Meno Espresso	15
Travel Kettle	16
Filter Brita Kettle	17
Tea Maker	18
Illuma Kettle	19
Product Specifications	42-55

WORKTOP COOKING

Serrator Blade Range	21
Intellisteam Steamer	22
Breadmaker	
Premium Plus	23
Intelligrill	24
Rapid Cook	25
Soup Maker	26
Supreme Precision	
3-in-1 Slow Cooker	27
Supreme Precision	
Skillet & Roaster	28
Supreme Precision Wok	29
Kitchen Machine	30
Hand Mixer	31
Hand Blender	32
Blender	33
Product Specifications	56-64

HOUSEHOLD CLEANING

Clean & Steam Mop	35
9-in-1 Upright & Handheld Steam Mop	36-37
Product Specifications	65

GARMENT CARE

Steam Generator Iron with Surge	39
Comgrip Power Iron	40
Comgrip Eco Iron	41
Product Specifications	66

A picture of quality, innovation and style.

Morphy Richards have a rich history in producing outstanding electrical appliances. Today we continue to lead the market through our innovative designs and manufacturing to the highest standards, to provide products that make life easier.

The user-friendly nature of our range is coupled with the stylish and contemporary look that will complement any home. Innovation has always been at the heart of the Morphy Richards business.

With Morphy Richards' products our customers know that they will always benefit from the latest advances in design and technical function, which together keep our products a step ahead of our competitors.

With innovation, of course, must come style, usability and reliability, but it is the innovative nature of our approach to product technology that will always set our products apart.



BREAKFAST

Style and choice whatever's on the menu


131000

Redefine Hot Water Dispenser

Precise, Quiet Efficiency

For drinks or cooking, the Hot Water Dispenser delivers precisely the right amount at exactly the right temperature, whatever the task.

- 150ml – 1.5 litres heating capacity
- 20ml incremental volume choice
- Automatic switch off
- Polyphonic sound



Precise volume selection. Only boil the water you need

Digital display

Variable temperature
85°C, 95°C, 100°C

Stainless steel
translucent grey
painted front panel

Brita Maxtra Filter
Reduces unpleasant
substances, making
your drinks look and
taste better



Auto dispense up
to 600ml

Twin outlet
dispense

Removable tank
holds up to 3 litres

Stainless steel
removable drip tray
holds up to 600ml

Non-slip feet



Scan here to see
a demonstration

Elipta 60s

Go retro.

A distinctive, desirable current and fun breakfast range.



Kettle



Cornflower 102201




Sage 102202



Barley 102203

BREAKFAST



High-lift facility



Variable browning



Removable crumb tray

Toaster



Cornflower 220001



Sage 220002



Barley 220003

Chroma

Premium plastic breakfast range.

101402

Kettle



Removable limescale filter



Dual water window



1 cup boil



360° cordless base with a concealed element

BREAKFAST

221152

Toaster



Concealed, unique
cord storage

Non-slip feet

Plastic body with
brushed chrome trim

Cancel button



High rise function



Variable browning control



White LED illuminated reheat
and defrost button



Removable crumb tray

Accents

**Colour. Tradition.
Illumination.**



Cool touch handle

Pull up lid

Stainless
steel body



Removable limescale filter



360° cordless base



Illuminated on/off switch

Kettle



Red 43857



Brushed 43891



Plum 43859



Copper 43858

BREAKFAST



Frozen bread setting

Reheat button



Variable browning control



Removable crumb tray

Toaster



Red 44732 / 44742



Brushed 44738 / 44328



Plum 44737 / 44747



Copper 44744

New Accents

Add colour to your kitchen.

Available when stock of existing models is exhausted.



Removable limescale filter



Easy view water window



360° cordless base with a concealed element

Kettle



White 102005



Black 102002



Red 102004



Cream 102003



Plum 102020



Brushed 102257

BREAKFAST



Deep vari-width slots

High lift



Illuminated buttons



Variable browning control



Removable crumb tray

Toaster



White 242005



Black 242002



Red 242004



Cream 242003



Plum 242016

Coffee Maker

- Fast brew – makes 12 cups in 10 minutes
- Anti-drop device
- Fail safe cut out

Digital display

Programmable timer with delay and keep warm functions

Stainless steel



Water level indicator



Heat resistant glass jug and lid



Red 47089



Brushed 47086



Plum 47085



Copper 47096

BREAKFAST

47580

Meno Espresso

Delivering an affordable coffee shop experience at home.

Chrome plated buttons with LED illumination

Brushed stainless steel finish

Two stainless steel filters for 1 and 2 cup options

Removable drip tray with full indicator



Variable steam



Removable water tank or in-situ capability



Frother nozzle



Double cup dispenser

107000

Travel Kettle

Travel light.

- Auto shut off



Illuminated on/off switch



Dual voltage for use home and abroad



Easy clean concealed element

BREAKFAST

43960

Filter Brita Kettle

- Filters & boils at the same time
- Brita maxtra cartridge



Brita Maxtra Filter

Patented technology reduces unpleasant and unwanted substances, such as limescale, metals or chlorine.

43970

Tea Maker

The perfect cup of tea every time.



Unique Tea Steeping Technology

Water is heated to the optimum temperature before being pumped through the handle and over the tea for full flavour release.

BREAKFAST

43128

Illuma Kettle

Have you seen
the light?



Illumination on
whole body

Cool touch
handle



Hinged lid



Limescale filter



360° cordless base

Illumination on whole body

Stainless steel finish when switched off,
becomes transparent and lights up brightly
during heat-up.



WORKTOP COOKING

High-tech meets high-spec for tastier cooking

Serrator Blade

Stay sharp in the kitchen.

Unique serrator cutting technology ensures your blade stays sharper up to 12x longer, enhancing blending performance and results.

402010

Hand Blender Set Accessories



whisk



plastic measuring beaker



1.5 litre chopping bowl



Serrator Blade



8 speeds plus turbo setting

Stainless steel body

Stainless steel blending leg



402009
Hand Blender

403000
Table Blender

Die cast aluminium body

Unique cord storage



48780

Intellisteam Steamer

Brings the whole meal together at precisely the same time.

Intellisteam has an intelligent digital timer and three individually controlled heat elements that allows the cooking times of different foods to be coordinated so everything finishes cooking together, freeing you to relax.

- Ability to personalise time settings and save to memory



WORKTOP COOKING

48319

Breadmaker Premium Plus

Baking the perfect loaf of bread has never been easier.

- Fastbake setting – bakes a loaf in 70 minutes



Fruit and Nut Dispenser

Automatically dispenses your fruits and nuts at the right time during kneading.



Unique Collapsible Kneading Blade

Reduces the size of the hole in the bottom of the loaf.



19 programmes – including delay function which lets you wake up to fresh bread.

48018

Intelligrill

**Cooked to perfection
everytime.**



Floating hinge to accommodate all cuts of meat

Digital display with countdown timer

Internal drip tray



Removable easy clean cooking plates



Temperature probe for precise cooking. Measures exact food temperature inside.

Intelligrill Accessories



Temperature probe

WORKTOP COOKING

48815

Rapid Cook

Save time, energy,
money as well as
valuable nutrients.

- Seal, pressure cook & pressure steam



6 litre capacity
(5 working litres)

Brushed stainless
steel body

Non-slip feet



Sealing function



Safety dial



Digital programmer with 5
pre-set cooking times



Keep warm and delay time
functions

48823

Soup Maker

Homemade soup made by you in minutes.

- Unique pulse function for finishing to desired consistency
- Thermostat control



Motorised blending blade in lid

1.6 litre capacity

Stainless steel body

Heating element in base

Operating control in lid



No need for precisely chopped ingredients

smooth chunky pulse



3 x variable blend & heating functions: smooth, chunky & pulse settings



Easy clean

Cool touch handle

WORKTOP COOKING

461007

3-in-1 Slow Cooker

Seal, stew and slow cook. From start to finish, all in one.



2 x 15 minute browning cycles

MORE ENERGY EFFICIENT
USES UP TO
25%
LESS ENERGY*
THAN A REGULAR COOKER HOB

3 slow cook temperature settings,
1 fast stew setting and a keep
warm function

Glass lid

Silicone handles

Plastic base



Stainless steel hob proof pot suitable for gas or electric cookers



Preset digital display



Compact storage

Supreme Precision

Perfectly even heat distribution to create perfect results every time.



Even heat distribution across the entire cooking surface



Tempered glass lid

Non-slip feet

48898

Supreme Precision Skillet



Non-stick coating



Tempered glass lid

Non-slip feet

48897

Supreme Precision Roasting Skillet



Cool touch handles



Variable temperature control

WORKTOP COOKING

48899

Supreme Precision Electric Wok



Even heat distribution across the entire cooking surface



Non-stick coating



Cool touch handles



Variable temperature control

48955

Kitchen Machine

Fall in love with baking.

- Tidy cord storage



Die cast body

Plastic splash cover for bowl

4.6 litre stainless steel mixing bowl with side handles

10 speeds and pulse dial

Release lever

Kitchen Machine Accessories



48961
Meat mincer



48962
Vegetable shredder



Whisk



Cake beater



1.25 litre glass jug blender



Kneading blade

FOOD PREPARATION

48989

Hand Mixer



Easy release button

Soft touch handle

5 speed settings with turbo setting



Stainless steel dough hooks



Stainless steel beaters

Brushed 48954

48959

Hand Blender

48952

Hand Blender Set



Soft touch handle

Stainless steel body

Stainless steel whisk



8 speeds plus turbo setting



Ice crushing facility with plastic measuring beaker



Wall mounting kit



Red 48987

Stainless steel blending leg

1.5 litre chopping bowl

FOOD PREPARATION

48953

Blender



1.5 litre glass jug

Die cast aluminium
body

4 speed setting
with pulse function



Unique cord storage



HOUSEHOLD CLEANING

Supreme performance for superior cleaning

720503

Clean & Steam Mop

Provides convenience of a carpet sweeper and a steam cleaner in one.

- Steam and sweep – 2-in-1 functionality
- Steams in 30 seconds

Accessories:



micro-fibre cloth pads



micro-fibre cloth pads for hard floors

Suitable for:



carpets



hard floors



Cable storage with quick release & plus clips

Removable water tank with 550ml tank capacity

Lift-out dust tray

Brush bar for sweeping



Collapsible handle



Variable steam – 3 steam levels



Antiscal management system



2-in-1 sweep and steam functionality

720020

9-in-1 Upright & Handheld Steam Mop

Flexibility of an upright and a handheld steam cleaner with multifunctional use.

- Cleans a multitude of surfaces around the home.
- 9-in-1 functionality
- Heat up time less than 30 seconds
- 14 minutes running time

Accessories:



- 2 x micro-fibre floor cloths
- carpet glider
- extension nozzle
- upholstery attachment with elasticated cloth
- worktop surface attachment with micro-fibre cloth
- window cleaning attachment
- angled jet nozzle
- round brush
- crevice brush
- plastic scraper
- bag for accessories



Suitable for:



carpets



tiles



hard floors



windows



clothing



work surfaces



taps



oven/hobs/BBQs



upholstery

HOUSEHOLD CLEANING



Detachable handheld use

Cord storage hook



Upright steam trigger

Hand held steam trigger



Water level viewing window



5 metre cord length



Removable 400ml water tank





GARMENT CARE

Power and precision for a perfect finish

330001

Steam Generator with Surge

Steam ahead with ultimate power!

- 1.8 metre power cord
- 1.6 metre steam supply cord
- Auto shut off
- Vertical steaming

Ceramic soleplate for ultimate glide-ability



Removable 2 litre water tank for uninterrupted light ironing




6.5 bar pressure



260g surge steam



160g steam shot



3 steam settings



Limescale Management

Light will illuminate to indicate when the reservoir needs cleaning

40859

Comgrip Power

The power to perform.

- Permanent anti-scale
- Anti-drip
- Vertical steam
- Variable steam



Pressing plate removes excess moisture for a crease-free finish



200g turbo boost for hard to reach creases



40g constant steam relaxes the fabric for easy ironing



Easy fill



3 metre power cord

350ml clear view water tank



200g steam shot
Delivers faster crease free results.

Auto shut-off

When not in use, iron switches off after 1 minute in ironing position or after 8 minutes when left upright.

GARMENT CARE

40858

Comgrip Eco

Saves energy, saves money. Eco mode uses 23% less energy.

- Permanent anti-scale
- Anti-drip
- Vertical steam
- Variable steam

Pressing plate removes excess moisture for a crease-free finish



TRIZONE
SOLEPLATE TECHNOLOGY



170g turbo boost for hard to reach creases



40g constant steam relaxes the fabric for easy ironing



Easy fill

Auto shut-off

When not in use, iron switches off after 1 minute in ironing position or after 8 minutes when left upright.



3 metre power cord

350ml clear view water tank



Ecomode

Ecomode uses 23% less energy.

BREAKFAST



Model	102201	102202	102203
Sub Brand	Elipta 60s	Elipta 60s	Elipta 60s
Description	Elipta Pyramid Kettle	Elipta Pyramid Kettle	Elipta Pyramid Kettle
Power	2.2kW	2.2kW	2.2kW
Finish	Painted stainless steel body	Painted stainless steel body	Painted stainless steel body
Colour	Cornflower Blue	Sage	Barley
Capacity	1.5 litres	1.5 litres	1.5 litres
Tea Strength			
Dispense Temperature (°C)			
Keep Warm			
Stop Button			
Fail Safe Cut Out	•	•	•
Limescale Filter	•	•	•
Hinged Lid			
Water Level Indicator	•	•	•
Concealed Element	•	•	•
360° Cordless Base	•	•	•
Illumination	Internal	Internal	Internal
Whistles on Boil			
Matching Toaster	220001	220002	220003
Additional Features	Non slip feet Cord storage	Non slip feet Cord storage	Non slip feet Cord storage
Product dimensions w x h x d (mm)	205 x 270 x 230	205 x 270 x 230	205 x 270 x 230
Product weight (g)	1385	1385	1385
Gift box dimensions w x h x d (mm)	260 x 295 x 260	260 x 295 x 260	260 x 295 x 260
Gift box weight (g)	1991	1991	1991
Gift box barcode	5011832043108	5011832043115	5011832043122
Transit barcode	05033114021628	05033114021635	05033114021642

BREAKFAST



Model	43891	43857	43858
Sub Brand	Accents	Accents	Accents
Description	Pyramid Traditional Kettle	Pyramid Traditional Kettle	Pyramid Traditional Kettle
Power	2.2kW	2.2kW	2.2kW
Finish	Stainless steel body	Stainless steel body	Stainless steel body
Colour	Brushed	Red	Copper
Capacity	1.5 litres	1.5 litres	1.5 litres
Tea Strength			
Dispense Temperature (°C)			
Keep Warm			
Stop Button			
Fail Safe Cut Out	•	•	•
Limescale Filter	•	•	•
Hinged Lid			
Water Level Indicator	•	•	•
Concealed Element	•	•	•
360° Cordless Base	•	•	•
Illumination	Neon Power On	Neon Power On	Neon Power On
Whistles on Boil	•	•	•
Matching Toaster / Coffee Maker	44328 / 47086	44742 / 44732 / 47089	44744 / 44096
Additional Features			

Product dimensions w x h x d (mm)	220 x 273 x 240	215 x 273 x 240	215 x 270 x 240
Product weight (g)	1394	1405	1405
Gift box dimensions w x h x d (mm)	260 x 290 x 260	262 x 290 x 262	262 x 290 x 262
Gift box weight (g)	2145	2042	2042
Gift box barcode	5011832031402	5011832032713	5011832033727
Transit barcode	05033114010936	5033114011841	05033114012749

BREAKFAST



Model	102005	102002	102004
Sub Brand	New Accents	Accents	Accents
Description	Pyramid traditional kettle	Pyramid traditional kettle	Pyramid traditional kettle
Power	2.2kW	2.2kW	2.2kW
Finish	Stainless steel body	Stainless steel body	Stainless steel body
Colour	White	Black	Red
Capacity	1.5 litres	1.5 litres	1.5 litres
Tea Strength			
Dispense Temperature (°C)			
Keep Warm			
Stop Button			
Fail Safe Cut Out	•	•	•
Limescale Filter	•	•	•
Hinged Lid			
Water Level Indicator	•	•	•
Concealed Element	•	•	•
360° Cordless Base	•	•	•
Illumination	On / Off Switch	On / Off Switch	On / Off Switch
Whistles on Boil	•	•	•
Matching Toaster	242005	242002	242004
Additional Features			

Product dimensions w x h x d (mm)	220 x 273 x 220	220 x 273 x 220	220 x 273 x 220
Product weight (g)	1390	1390	1390
Gift box dimensions w x h x d (mm)	260 x 276 x 260	260 x 276 x 260	260 x 276 x 260
Gift box weight (g)	1985	1985	1985
Gift box barcode	5011832049247	5011832049216	5011832049230
Transit barcode	5033114027330	5033114027309	5033114027323

BREAKFAST



Model	220001	220002	220003
Sub Brand	Elipta 60s	Elipta 60s	Elipta 60s
Description	Elipta 2 slice toaster	Elipta 2 slice toaster	Elipta 2 slice toaster
Power	950 watts	950 watts	950 watts
Finish	Painted stainless steel body	Painted stainless steel body	Painted stainless steel body
Colour	Cornflower Blue	Sage	Barley
Variable Browning Control	•	•	•
Frozen Bread Setting	•	•	•
Cancel Button	•	•	•
Removable Crumb Tray	•	•	•
Vari-width slots	•	•	•
Illumination	White LED illuminated function buttons	White LED illuminated function buttons	White LED illuminated function buttons
Matching Kettle	102201	102202	102203
Additional Features	Hi-lift facility for small items Non-slip feet Cord storage Re-heat button Removable crumb tray	Hi-lift facility for small items Non-slip feet Cord storage Re-heat button Removable crumb tray	Hi-lift facility for small items Non-slip feet Cord storage Re-heat button Removable crumb tray
Product dimensions w x h x d (mm)	180 x 190 x 280	180 x 190 x 280	180 x 190 x 280
Product weight (g)	1940	1940	1940
Gift box dimensions w x h x d (mm)	205 x 220 x 310	205 x 220 x 310	205 x 220 x 310
Gift box weight (g)	2384	2384	2384
Gift box barcode	5011382043139	5011832043146	5011832043153
Transit barcode	5033114021659	5033114021666	5033114021673

Specifications



221152

Chroma

Chroma 2 slice toaster

1000 watts

Black plastic body with a brushed chrome trim

Black and chrome

-

-

-

-

-

White LED illuminated function buttons

101402

Hi-lift facility for small items

Non-slip feet

Cord storage

Re-heat

Removable crumb tray

160 X 190 X 250

1255

200 X 226 X 315

1720

05033114021840

5011832043337



44328

Accents

Accents 2 slice toaster

900 watts

Stainless steel body

Brushed

-

-

-

-

-

43891 / 47086

Hi-lift for small items

Non-slip feet

Removable crumb tray

170 x 202 x 265

1610

206 x 225 x 320

2050

5011832029218

05033114009572



44738

Accents

Accents 4 slice toaster

1800 watts

Stainless steel body

Brushed

-

-

-

-

-

43891 / 47086

Hi-lift facility for small items

Non-slip feet

Ideal for toasting bagels and crumpets

Removable crumb tray

250 x 205 x 290

2611

308 x 235 x 322

3285

5011832036032

05033114014385

Model

Sub Brand

Description

Power

Finish

Colour

Variable Browning Control

Frozen Bread Setting

Cancel Button

Removable Crumb Tray

Vari-width slots

Illumination

Matching Kettle / Coffee Maker

Additional Features

Product dimensions w x h x d (mm)

Product weight (g)

Gift box dimensions w x h x d (mm)

Gift box weight (g)

Gift box barcode

Transit barcode

BREAKFAST



Model	44742	44732	44744
Sub Brand	Accents	Accents	Accents
Description	Accents 2 slice toaster	Accents 4 slice toaster	Accents 4 slice toaster
Power	900 watts	1800 watts	1800 watts
Finish	Stainless steel body	Stainless steel body	Stainless steel body
Colour	Red	Red	Copper
Variable Browning Control	•	•	•
Frozen Bread Setting	•	•	•
Cancel Button	•	•	•
Removable Crumb Tray	•	•	•
Vari-width slots	•	•	•
Illumination			
Matching Kettle / Coffee Maker	43857 / 47089	43857 / 47089	43858 / 47096
Additional Features	Hi-lift facility for small items Non-slip feet Removable crumb tray	Hi-lift facility for small items Non-slip feet Ideal for toasting bagels and crumpets Removable crumb tray	Hi-lift facility for small items Non-slip feet Ideal for toasting bagels and crumpets Removable crumb tray
Product dimensions w x h x d (mm)	170 x 202 x 265	250 x 205 x 290	250 x 205 x 290
Product weight (g)	1610	2611	2611
Gift box dimensions w x h x d (mm)	206 x 225 x 320	308 x 235 x 322	308 x 235 x 322
Gift box weight (g)	1934	3285	3285
Gift box barcode	5011832032805	5011832032294	5011832035080
Transit barcode	05033114012091	05033114011537	05033114013753

Specifications



44747

Accents

Accents 2 slice toaster

900 watts

Stainless steel body

Plum

-
-
-
-
-

43859 / 47085

Hi-lift for small items

Non-slip feet

Removable crumb tray

170 x 202 x 265

1610

206 x 225 x 320

1934

5011832037473

05033114016549



44737

Accents

Accents 4 slice toaster

1800 watts

Stainless steel body

Plum

-
-
-
-
-

43859 / 47085

Hi-lift facility for small items

Non-slip feet

Ideal for toasting bagels and crumpets

Removable crumb tray

250 x 205 x 290

2611

308 x 235 x 322

3285

5011832035714

05033114014149

Model

Sub Brand

Description

Power

Finish

Colour

Variable Browning Control

Frozen Bread Setting

Cancel Button

Removable Crumb Tray

Vari-width slots

Illumination

Matching Kettle / Coffee Maker

Additional Features

Product dimensions w x h x d (mm)

Product weight (g)

Gift box dimensions w x h x d (mm)

Gift box weight (g)

Gift box barcode

Transit barcode

BREAKFAST



Model	242005	242002	242004
Sub Brand	New Accents	New Accents	New Accents
Description	New Accents 4 slice toaster	New Accents 4 slice toaster	New Accents 4 slice toaster
Power	1880 watts	1880 watts	1880 watts
Finish	Painted stainless steel body with chrome accents	Painted stainless steel body with chrome accents	Painted stainless steel body with chrome accents
Colour	White	Black	Red
Variable Browning Control	•	•	•
Frozen Bread Setting	•	•	•
Cancel Button	•	•	•
Removable Crumb Tray	•	•	•
Vari-width slots	•	•	•
Illumination	Reheat and Frozen buttons	Reheat and Frozen buttons	Reheat and Frozen buttons
Matching Kettle	102005	102002	102004
Additional Features	Hi-lift facility for small items Non-slip feet	Hi-lift facility for small items Non-slip feet	Hi-lift facility for small items Non-slip feet

Product dimensions w x h x d (mm)	250 x 210 x 290	250 x 210 x 290	250 x 210 x 290
Product weight (g)	2348	2348	2348
Gift box dimensions w x h x d (mm)	307 x 238 x 324	307 x 238 x 324	307 x 238 x 324
Gift box weight (g)	3030	3030	3030
Gift box barcode	5011832046000	5011832045973	5011832045997
Transit barcode	5033114024292	5033114024261	5033114024285

Specifications



242003

New Accents

New Accents 4 slice toaster

1880 watts

Painted stainless steel body with chrome accents

Cream

-

-

-

-

-

Reheat and Frozen buttons

102003

Hi-lift facility for small items

Non-slip feet

242016

New Accents

New Accents 4 slice toaster

1880 watts

Painted stainless steel body with chrome accents

Plum

-

-

-

-

-

Reheat and Frozen buttons

102020

Hi-lift facility for small items

Non-slip feet

Model

Sub Brand

Description

Power

Finish

Colour

Variable Browning Control

Frozen Bread Setting

Cancel Button

Removable Crumb Tray

Vari-width slots

Illumination

Matching Kettle

Additional Features

250 x 210 x 290

2348

307 x 238 x 324

3030

5011832045980

5033114024278

250 x 210 x 290

2348

307 x 238 x 324

3030

5011832047335

5033114025558

Product dimensions w x h x d (mm)

Product weight (g)

Gift box dimensions w x h x d (mm)

Gift box weight (g)

Gift box barcode

Transit barcode

BREAKFAST



Model	47086	47089	47096	47085
Sub Brand	Accents	Accents	Accents	Accents
Description	Accents Filter Coffee Maker	Accents Filter Coffee Maker	Accents Filter Coffee Maker	Accents Filter Coffee Maker
Power	1000 watts	1000 watts	1000 watts	1000 watts
Finish	Stainless steel body	Stainless steel body	Stainless steel body	Stainless steel body
Colour	Brushed	Red	Copper	Plum
Capacity	12 cup	12 cup	12 cup	12 cup
Type	Filter	Filter	Filter	Filter
Hot Plate	Thermostatic	Thermostatic	Thermostatic	Thermostatic
Keep Warm	•	•	•	•
Fail Safe Cut Out	•	•	•	•
Water Level Indicator	•	•	•	•
Illumination	On / Off switch	On / Off switch	On / Off switch	On / Off switch
Washable Filter	•	•	•	•
Digital Timer	•	•	•	•
Matching Kettle / Toaster	43891 / 44328	43857 / 44742 / 44732	43858 / 44734 / 44744	43859 / 44747 / 44737
Additional Features	Glass heat resistant with lid Fixed water tank Anti-drop device Fail safe cut out Non slip feet	Glass heat resistant with lid Fixed water tank Anti-drop device Fail safe cut out Non slip feet	Glass heat resistant with lid Fixed water tank Anti-drop device Fail safe cut out Non slip feet	Glass heat resistant with lid Fixed water tank Anti-drop device Fail safe cut out Non slip feet
Product dimensions w x h x d (mm)	210 x 355 x 233	210 x 355 x 233	210 x 355 x 233	210 x 355 x 233
Product weight (g)	2820	2820	2820	2820
Gift box dimensions w x h x d (mm)	252 x 410 x 273	252 x 410 x 273	252 x 410 x 273	252 x 410 x 273
Gift box weight (g)	3800	3800	3800	3800
Gift box barcode	5011832037442	5011832032751	5011832033734	5011832042804
Transit barcode	05033114016501	05033114011889	05033114012756	05033114021383

Specifications



Model	47580
Sub Brand	Meno
Description	Meno Espresso Brushed
Power	1000 watts
Finish	Brushed stainless steel and black plastic body
Capacity	1.2 litres
Heating Capacity	
Type	Pump
Pressure	15 bar
Hot Plate	
Keep Warm	
Fail Safe Cut Out	•
Water Level Indicator	•
Illumination	LED illumination
Washable Filter	
Digital Timer	
Additional Features	1 and 2 cup filters Steam wand for frothing Thermostatic temperature control Removable water tank or in-situ fill capacity Removable drip tray with 'full' indicator Cord storage
Product dimensions w x h x d (mm)	220 x 315 x 288
Product weight (g)	3580
Gift box dimensions w x h x d (mm)	270 x 350 x 337
Gift box weight (g)	4677
Gift box barcode	5011832034175
Transit barcode	N / A



Model	131000
Sub Brand	Redefine
Description	Hot Water Dispenser
Power	2.2kW
Finish	Stainless steel translucent grey painted front panel
Capacity	3 litres (50/50 split with Brita Maxtra Filter)
Heating Capacity	150ml – 1.5 litres
Incremental volume choice	20ml
Dispense Temperature (°C)	85°, 95°, 100°
Digital Display	•
Automatic Dispense	•
Filter	Brita Maxtra
Water Level Indicator	•
Illumination	Volume Selection Dispense Button
Concealed Element	•
Additional Features	Automatic switch-off Polyphonic sound Removable tank Twin outlet dispense Stainless steel drip tray cover Removable drip tray with full float Non slip feet Cord storage
Product dimensions w x h x d (mm)	180 x 360 x 385
Product weight (g)	3945
Gift box dimensions w x h x d (mm)	240 x 410 x 380
Gift box weight (g)	4950
Gift box barcode	5011832044242
Transit barcode	05011832044228

WORKTOP COOKING



Model	48018	48823	48815
Sub Brand	Intelligrill	Soup Maker	Rapid Cook
Description	Intelligrill Health Grill	Soup Maker	Rapid Cook
Power	1500 watt	1000 watt	900 watt
Finish	Brushed stainless steel top	Brushed stainless steel body	Brushed stainless steel body
Capacity		1.6 litres	6 litres (5 working litres)
Portions	4		
Settings	Manual and Intelligrill mode	Blend, smooth, chunky and pulse	5 pre-set cooking times
Temperature Probe	Manual or Probe		
Removable Cooking Plates	•		
Internal Drip Tray	•		
Floating Hinges	•		
Digital Thermostat	•	•	•
Keep Warm			Up to 4 hours
Dishwasher Proof Pot			•
Cool Touch Handles	•	•	•
Additional Features	Removable easy clean cooking plates Internal drip tray Temperature probe	Measuring cup Heating element in base	Trivet & Basket Non-slip feet Auto shut-off / Thermostat cut out Pressure release valve Pan pressure switch, pressure lid lock
Product dimensions w x h x d (mm)	312 x 173 x 348	165 x 323 x 225	320 x 320 x 325
Product weight (g)	5147	2270	6020
Gift box dimensions w x h x d (mm)	360 x 215 x 395	220 x 355 x 220	333 x 350 x 333
Gift box weight (g)	5783	2588	6600
Gift box barcode	5011832035851	5011832038647	5011832032553
Transit barcode	N / A	05033114017546	N / A

Specifications



Model	48780
Sub Brand	Intellisteam
Description	Intellisteam Steamer
Power	1600 watts
Finish	Brushed stainless steel base
Capacity	8 litres
Rice Bowl	1 litre
Sauce Containers	2 x 500ml
Tiers	1
Dishwasher Safe	•
Visible Water Gauge	•
Programmable Settings	
Loaf Settings	
Digital Timer	
Collapsible Blade	
Viewing Window	
Interior Light	
Recipes	•
Additional Features	Programmable digital control – enables different foods & quantities to finish cooking at the same time

Model	48319
Sub Brand	
Description	Breadmaker Premium Plus
Power	600 watts
Finish	Brushed stainless steel body
Capacity	2lb loaf
Rice Bowl	
Sauce Containers	
Tiers	
Dishwasher Safe	
Visible Water Gauge	
Programmable Settings	19 including fastbake
Loaf Settings	3
Digital Timer	•
Collapsible Blade	•
Viewing Window	•
Interior Light	•
Recipes	•
Additional Features	Fruit and nut dispenser

Product dimensions w x h x d (mm)	306 x 260 x 355
Product weight (g)	4816
Gift box dimensions w x h x d (mm)	358 x 318 x 385
Gift box weight (g)	5750
Gift box barcode	5011832027856
Transit barcode	05011832027856

Product dimensions w x h x d (mm)	165 x 323 x 225
Product weight (g)	2270
Gift box dimensions w x h x d (mm)	220 x 355 x 220
Gift box weight (g)	2588
Gift box barcode	5011832038647
Transit barcode	05033114017546

WORKTOP COOKING



Model	461007
Sub Brand	Supreme Precision
Description	3-in-1 Slow Cooker
Power	800 watt
Finish	Brushed stainless steel with plastic base
Capacity	6.5 litres
Portions	
Settings	3 slow cook and 1 fast stew setting
Digital Thermostat	•
Keep Warm	•
Toughened Glass Lid	•
Dishwasher Proof Pot	•
Cool Touch Handles	• (silicone)
Additional Features	Compact storage – base fits in pan Hob proof pot – suitable for gas or electric cookers

Product dimensions w x h x d (mm)	395 x 300 x 320
Product weight (g)	3303
Gift box dimensions w x h x d (mm)	214 x 358 x 358
Gift box weight (g)	4172
Gift box barcode	5011832049438
Transit barcode	N / A



Model	48898
Sub Brand	Supreme Precision
Description	Skillet
Power	1500 watt
Finish	Stainless steel body
Capacity	3.5 litres
Settings	Temperature control
Cool Touch Handles	•
Non-Stick Coating	•
Toughened Glass Lid	•
Additional Features	Non-slip feet

Product dimensions w x h x d (mm)	315 x 160 x 400
Product weight (g)	3575
Gift box dimensions w x h x d (mm)	360 x 150 x 405
Gift box weight (g)	4260
Gift box barcode	5011832042972
Transit barcode	N / A

Specifications



48897

Supreme Precision

Roasting Skillet

2400 watt

Stainless steel body

9.5 litres

Temperature control

-
-
-

Non-slip feet

280 x 240 x 520

3922

292 x 220 x 525

4700

5011832042965

N / A



48899

Supreme Precision

Electric Wok

1800 watt

Stainless steel body

4.5 litres

Temperature control

-
-
-

Non-slip feet

340 x 240 x 460

3983

200 x 390 x 390

4950

5011832042989

N / A

Model

Sub Brand

Description

Power

Finish

Capacity

Settings

Cool Touch Handles

Non-Stick Coating

Toughened Glass Lid

Additional Features

Product dimensions w x h x d (mm)

Product weight (g)

Gift box dimensions w x h x d (mm)

Gift box weight (g)

Gift box barcode

Transit barcode

FOOD PREPARATION



Model	48955	48961	48962
Sub Brand	Food Fusion	Food Fusion	Food Fusion
Description	Kitchen Machine	Meat Mincer Accessory	Vegetable Shredder Accessory
Power	700 watt		
Finish	Die cast aluminium	Stainless steel	Plastic
Capacity	4.6 litre mixing bowl		
Speeds	10 speeds and pulse setting		
Unique Cord Storage	•		
Motor Type	Universal		
Accessories	Glass blender Whisk Beater Dough hooks Splash guard		

Product dimensions w x h x d (mm)	205 x 360 x 380	80 x 160 x 160	165 x 115 x 235
Product weight (g)	11120	1290	1080
Gift box dimensions w x h x d (mm)	332 x 408 x 595	170 x 243 x 185	124 x 205 x 230
Gift box weight (g)	13100	1495	1275
Gift box barcode	5011832022080	5011832024992	5011832025005
Transit barcode	N / A	05033114005260	05033114005277

Specifications



Model	48954
Sub Brand	Food Fusion
Description	Hand Mixer
Power	300 watt
Finish	Plastic
Speeds	5 + turbo
Motor Type	Universal
Unique Cord Storage	
Soft Touch Handle	•
Accessories	Stainless steel dough hooks Stainless steel beaters



Model	48989
Sub Brand	Food Fusion
Description	Hand Mixer
Power	300 watt
Finish	Plastic
Speeds	5 + turbo
Motor Type	Universal
Unique Cord Storage	
Soft Touch Handle	•
Accessories	Stainless steel dough hooks Stainless steel beaters

Product dimensions w x h x d (mm)	100 x 175 x 200
Product weight (g)	1424
Gift box dimensions w x h x d (mm)	140 x 200 x 250
Gift box weight (g)	1755
Gift box barcode	5011832021762
Transit barcode	05033114002610

Product dimensions w x h x d (mm)	100 x 175 x 200
Product weight (g)	1424
Gift box dimensions w x h x d (mm)	140 x 200 x 250
Gift box weight (g)	1755
Gift box barcode	5011832021762
Transit barcode	05033114002610

FOOD PREPARATION



Model	48959
Sub Brand	Food Fusion
Description	Hand Blender
Power	500 watt
Finish	Stainless steel body
Capacity	
Speeds	8 + turbo
Motor Type	Universal
Unique Cord Storage	•
Soft Touch Handle	•
Accessories	Blender leg Plastic measuring beaker Wall mounting bracket



Model	48952
Sub Brand	Food Fusion
Description	Hand Blender Set
Power	500 watt
Finish	Stainless steel body
Capacity	1.5 litre chopping bowl
Speeds	8 + turbo
Motor Type	Universal
Unique Cord Storage	•
Soft Touch Handle	•
Accessories	Blender leg Whisk Plastic measuring beaker Wall mounted bracket



Model	48987
Sub Brand	Food Fusion
Description	Hand Blender Set
Power	500 watt
Finish	Stainless steel body
Capacity	1.5 litre chopping bowl
Speeds	4 + pulse
Motor Type	Universal
Unique Cord Storage	•
Soft Touch Handle	•
Accessories	Blender leg Whisk Plastic measuring beaker Wall mounted bracket

Product dimensions w x h x d (mm)	57 x 375 x 57
Product weight (g)	1220
Gift box dimensions w x h x d (mm)	177 x 104 x 235
Gift box weight (g)	1465
Gift box barcode	5011832023834
Transit barcode	05033114004355

Product dimensions w x h x d (mm)	150 x 367 x 200
Product weight (g)	1880
Gift box dimensions w x h x d (mm)	210 x 230 x 240
Gift box weight (g)	2370
Gift box barcode	5011832021748
Transit barcode	05033114002603

Product dimensions w x h x d (mm)	150 x 367 x 200
Product weight (g)	1880
Gift box dimensions w x h x d (mm)	210 x 230 x 240
Gift box weight (g)	2370
Gift box barcode	5011832035820
Transit barcode	05033114014262

Specifications



Model	48953	403000
Sub Brand	Food Fusion	Serrator Blade
Description	Blender	Table Blender
Power	800 watt on pulse function	800 watt on pulse function
Finish	Die cast aluminium body	Die cast aluminium body
Capacity	1.5 litre glass jug	1.5 litre glass jug
Speeds	4 + pulse speeds	4 + pulse speeds
Motor Type	Universal	Universal
Unique Cord Storage	•	•
Soft Touch Handle		
Accessories		Serrator blade Measuring cap
Additional Features		6 position jug placement Ice crushing ability
Product dimensions w x h x d (mm)	150 x 390 x 160	150 x 390 x 160
Product weight (g)	4351	4351
Gift box dimensions w x h x d (mm)	225 x 265 x 365	225 x 265 x 365
Gift box weight (g)	4973	4973
Gift box barcode	5011832021755	5011832043863
Transit barcode	05033114004140	05033114022359

FOOD PREPARATION



Model	402009
Sub Brand	Serrator Blade
Description	Hand Blender
Power	500 watt
Finish	Stainless steel body
Capacity	
Speeds	8 + turbo
Motor Type	Universal
Unique Cord Storage	
Soft Touch Handle	•
Accessories	Serrator blade (4 blades) Measuring beaker Wall mounting bracket
Additional Features	Easy release button Ice crushing ability

Product dimensions w x h x d (mm)	57 x 375 x 57
Product weight (g)	1220
Gift box dimensions w x h x d (mm)	177 x 104 x 235
Gift box weight (g)	1465
Gift box barcode	5011832043993
Transit barcode	05033114022472



Model	402010
Sub Brand	Serrator Blade
Description	Hand Blender Set
Power	500 watt
Finish	Stainless steel body
Capacity	1.5 litre chopping bowl
Speeds	8 + turbo
Motor Type	Universal
Unique Cord Storage	
Soft Touch Handle	•
Accessories	Serrator blade (4 blades) Whisk Measuring beaker Wall mounting bracket
Additional Features	Easy release button Ice crushing ability

Product dimensions w x h x d (mm)	150 x 367 x 200
Product weight (g)	1920
Gift box dimensions w x h x d (mm)	220 x 230 x 240
Gift box weight (g)	2370
Gift box barcode	5011832044006
Transit barcode	05033114022489

HOUSEHOLD CLEANING

Specifications



Model	720020	720503
Description	9-in-1 Upright & Handheld Steam Cleaner	Clean & Steam Mop
Power	1500 watt	1500 watt
Capacity	400ml	400ml
Heat Up Time	30 seconds instant refill	30 seconds instant refill
Running Time	14 minutes	25 minutes
Steam Settings	One steam setting, 30g/min	3 steam settings up to 40g
Controls	Handheld trigger, upright trigger	Trigger operated steam control On/off push button for sweep control 3-in-1 functionality
Easy Fill	•	•
Antiscale		•
Suitable Surfaces	Carpets, hard floors, work surfaces, windows, tiles/grouting, ovens/hobs/BBQs, upholstery, taps/sanitary ware, garments	Hard floors, carpets
Cable Length	5 metres	5 metres
Key USP	Upright and handheld mode, 9 different uses around the home	3-in-1, sweep, steam or sweep and steam together!
Accessories	2 x micro-fibre floor cloths, carpet glider, extension nozzle, upholstery attachment with elasticated cloth, worktop surface attachment with micro-fibre cloth, window cleaning attachment, angled jet nozzle, round brush, crevice brush, plastic scraper and bag for accessories	2 x micro-fibre cloth pads, carpet glider, lift-out dust tray, fold-away handle, removable front cover for easy cleaning, cable storage with quick release & plus clips
Product dimensions w x h x d (mm)	300 x 1100 x 140	275 x 1200 x 220
Product weight (g)	3000	3900
Gift box dimensions w x h x d (mm)	230 x 650 x 245	180 x 710 x 238
Gift box weight (g)	4230	4950
Gift box barcode	5011832043474	5011832044372
Transit barcode	5033114021970	5033114022816

GARMENT CARE



Model	330001	40858	40859
Sub Brand	Power Steam Elite with Surge	Comfi Grip Eco	Comfi Grip Power
Description	Steam Generator	Steam Iron	Steam Iron
Wattage	2400 watt	2200 watt	2200 watt
Soleplate	Ceramic	Ceramic	Ceramic
Water Tank Capacity	2 litres	350ml	350ml
Anti-scale	Limescale management	•	•
Steam Shot	270g	170g	200g
Steam Rate	160g	40g	40g
Variable Steam	•	•	•
Vertical Steam	•	•	•
Non-drip System		•	•
Auto Shut Off	•	•	•
Water Spray		•	•
Bar Pressure	6.5		
Steam Surge	•		
Power Cord Length	1.8 metres	3 metres	3 metres
Steam Cord Supply	1.6 metres		

Product dimensions w x h x d (mm)	200 x 300 x 380	120 x 155 x 314	120 x 155 x 314
Product weight (g)	4960	1584	1584
Gift box dimensions w x h x d (mm)	275 x 359 x 438	135 x 178 x 340	135 x 178 x 340
Gift box weight (g)	6550	1900	1900
Gift box barcode	5011832043085	5011832039873	5011832042637
Transit barcode	N / A	05033114018505	05033114021253

morphy richards®

