

Ez2[®] Rotary Action File

Commercial and GSA Price Book and Specification Guide

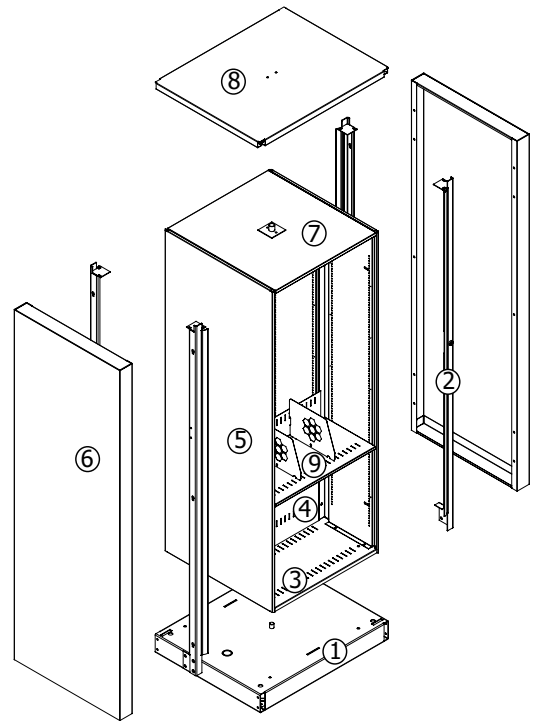
Version 5.0

Effective February 1, 2012



Ez2[®] General Information & Specifications

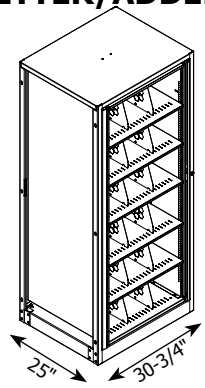
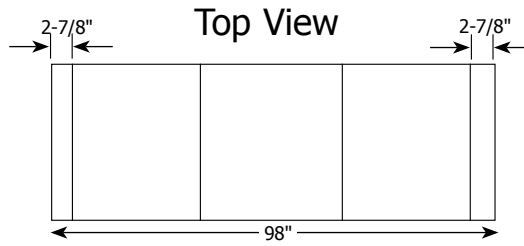
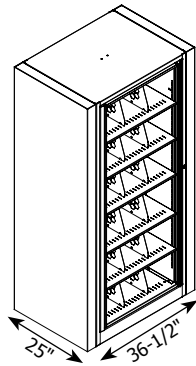
- ① **BASE:** The Ez2[®] base is formed out of 13 gauge steel with 13 gauge steel-formed U-Channel reinforcements. These 13 gauge steel channels have a 4" wide x 3-1/2" deep cross-section and run the full length and width of the base. These channels are mig welded to the base forming a rigid structure capable of supporting the weight of the cabinet. At each corner, a welded steel 11 gauge gusset adds strength and rigidity to the base. Four adjustable leveling feet allow the base to be leveled from the top of the base. The base mechanism provides 90° indexing of the rotary file cabinet. The base does not require the use of a foot pedal to index the cabinet.
- ② **UPRIGHTS AND LOCK:** Each Ez2[®] unit has (4) upright posts with dual durometer PVC closing strips. The posts are made from 11 gauge steel and are bolted directly to the unit base with (2) 1/4" – 20 flat head bolts per post. A lock assembly and locking rod is supplied with each unit and is conveniently located on the right front post. All cabinets are random-keyed. Lock bar is formed from 3/8" diameter steel rod for maximum durability. Locks have field removable core for easy key changes. Locks can be installed on both sides of unit. Unit can be locked in the open or closed position.
- ③ **ROTARY BOTTOM:** The Ez2[®] rotary bottom rides on top of the base and is fully supported by 5/8" diameter, hardened steel ball bearings. The letter size unit has a 19-1/4" diameter bearing cage with 22 each, 5/8" diameter ball bearings. The legal size unit has a 24" diameter bearing cage with 44 each 5/8" diameter ball bearings. The rotor bottom pivots on a 3/4" diameter pin and a mating steel brushing, that is mig welded to the underside of the rotor shelf. The rotor bottom is constructed by mig welding and spot welding an 11 gauge steel bottom support plate to an 18 gauge steel top. Two (2) each 14 gauge steel reinforcement angles are sandwiched between and support the full length of the top and bottom plates. The 90° index indentation is formed on the bottom support plate. Slots in 1" centers are punched on top of the rotary bottom to accept dividers.
- ④ **CENTER PANELS:** A structural center panel is provided with each rotary file unit. The 13-1/2" high, 16 gauge steel panel is bolted to the inner flange of the doors for outstanding cabinet strength.
- ⑤ **ROTARY SIDE PANELS:** Each 3-piece rotary side panel is formed for maximum strength and rigidity. The outer panel is formed from 20 gauge steel and is beveled on each leading edge for superior post clearance. The 18 gauge inner panel is spot welded to the outer panel for high load carrying capacity. The inner door panel has holes on 1/2" center to support and provide vertical height adjustment of accessories.
- ⑥ **END PANELS:** The end panels complete the unit and are formed from 18 gauge cold rolled steel. The end panel bolts directly to the unit posts and converts an adder unit to a starter unit. The end panels are connected to the unit with a keyhole system that allows panels to be installed by 1 person.
- ⑦ **ROTARY TOP:** The 20 gauge steel rotary top is formed for strength and is bolted to the side panels. The rotary top has a 3/4" diameter welded pivot pin.
- ⑧ **CANOPY TOP:** Formed and welded for rigidity and strength, the 18 gauge canopy top is mechanically fastened to each post. The 1" I.D. steel bushing that mates with the rotary top pivot pin is mig welded to an 11 gauge steel plate. The bushing plate is spot welded to the center of the canopy top.
- ⑨ **SHELF:** Shelves are formed of 18 gauge steel with a 5-3/8" high integral back stop. Shelf is slotted on 1" centers to accept file dividers. Shelf is fastened in place with four self-tapping screws and is adjustable on 1/2" centers.
- ⑩ **FINISH:** All steel parts are thoroughly cleaned using a three-stage iron phosphate washer and then coated with an Epoxy-Hybrid powder coat finish using a state-of-the-art electrostatic paint system. Powder coating is more environmentally friendly than liquid paint and provides a durable uniform finish that is scratch and corrosion resistant.



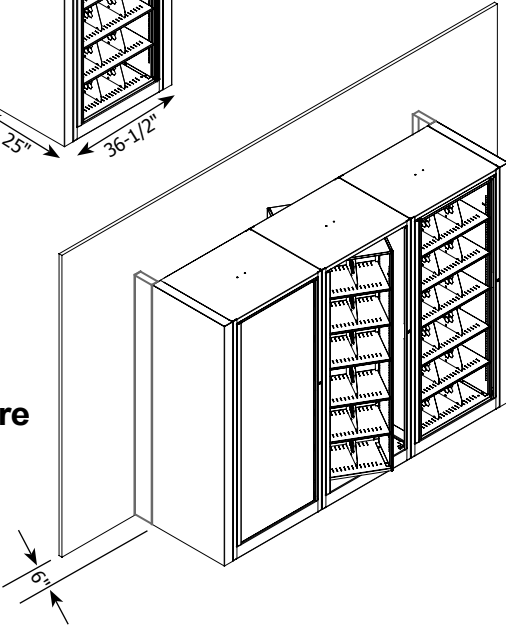
Space Planner Letter and Legal

LETTER/ADDER

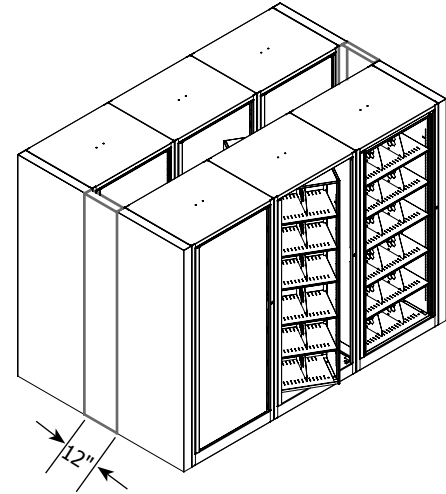
LETTER/STARTER



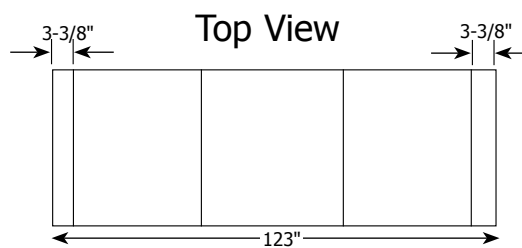
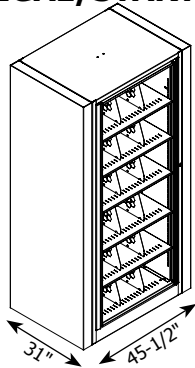
Wall
Closure
Panel



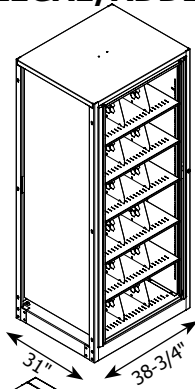
Wall Closure
Panels Double
Wide



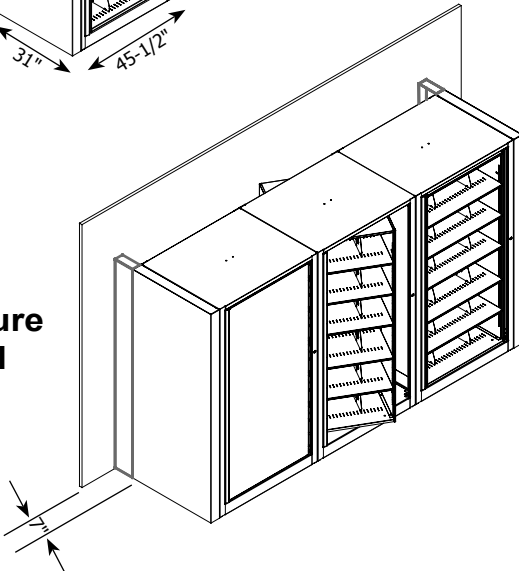
LEGAL/STARTER



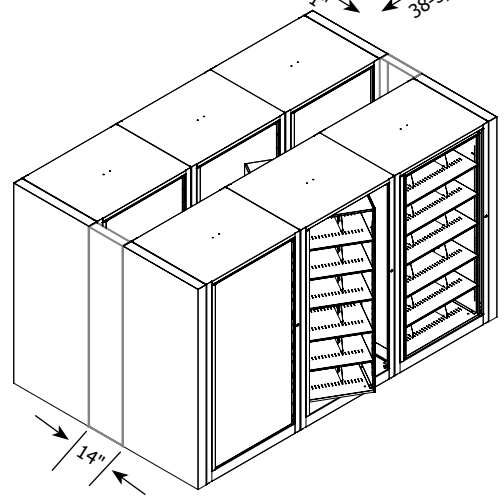
LEGAL/ADDER



Wall
Closure
Panel

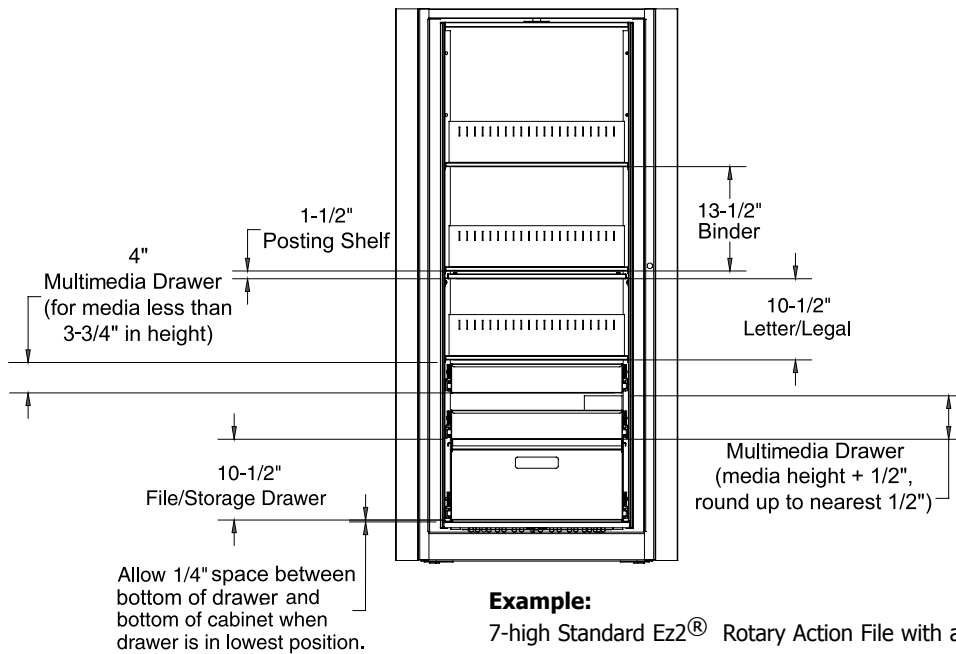


Wall Closure
Panels Double
Wide



Planning Guide

STANDARD Ez2® SPACING



For your convenience, the charts shown represent both typical storage applications and standard spacing requirements. Determine allowable storage requirements and choose your required height Ez2® Rotary Action File. Refer to the adjacent Clear Opening Chart to determine allowable inside clear height. Subtract listed shelf/drawer height to determine allowable number of shelves and/or drawers. Note: Mixed media can be specified on all Ez2® Rotary Action Files with Pull-out Drawers limited to the first five levels only.

Example:

7-high Standard Ez2® Rotary Action File with an internal clear height of 75.5"

Storage Requirement Include:

- (2) Pull-out File Drawers (10-1/2" H x 3) -31.5"
 - (2) Multimedia drawer with CD's (calculate media height (5-1/2" H)
plus 1/2" (round-up to nearest 1/2")) -6.0"
 - (1) Fixed shelf for Letter Size Folders (10-1/2" H) -10.5"
 - (2) Fixed shelf for Binders (13-1/2" H) -27.0"
- Remaining Vertical Space: 0.5"

SPACING CHART FOR LETTER AND LEGAL SHELVES

CLEAR OPENING REQUIRED	NUMBER OF SHELF OPENINGS BY UNIT HEIGHT*						
	2-HIGH	3 - HIGH	4 - HIGH	5 - HIGH	6 - HIGH	7 - HIGH	8 - HIGH
6"	2 + 4-3/4"	5 + 0"	6 + 5-1/2"	8 + 3-1/2"	10 + 1-1/2"	11 + 5-1/2"	13 + 3-1/2"
6-1/2"	2 + 4-1/4"	5 + 1/2"	6 + 2-1/2"	7 + 6"	9 + 3"	11 + 0"	12 + 3-1/2"
7"	2 + 3-3/4"	4 + 5"	5 + 6-1/2"	7 + 2-1/2"	8 + 5-1/2"	10 + 1-1/2"	11 + 4-1/2"
7-1/2"	2 + 3-1/4"	4 + 3"	5 + 4"	6 + 6-1/2"	8 + 1-1/2"	9 + 4"	10 + 6-1/2"
8"	2 + 2-3/4"	4 + 1"	5 + 1-1/2"	6 + 3-1/2"	7 + 5-1/2"	8 + 7-1/2"	10 + 1-1/2"
Above units due to height of opening will not accommodate adjustable file dividers.							
8-1/2"	2 + 2-1/4"	3 + 7-1/2"	4 + 7-1/2"	6 +-1/2"	7 + 2"	8 + 3-1/2"	9 + 5"
9"	2 + 1-3/4"	3 + 6"	4 + 5-1/2"	5 + 6-1/2"	6 + 7-1/2"	7 + 8-1/2"	9 +-1/2"
9-1/2"	2 + 1-1/4"	3 + 4-1/2"	4 + 3-1/2"	5 + 4"	6 + 4-1/2"	7 + 5"	8 + 5-1/2"
10"	2 + 3/4"	3 + 3"	4 + 1-1/2"	5 + 1-1/2"	6 + 1-1/2"	7 + 1-1/2"	8 + 1-1/2"
10-1/2"	1 + 10-3/4"	3 + 1-1/2"	3 + 10"	4 + 9-1/2"	5 + 9"	6 + 8-1/2"	7 + 8"
11"	1 + 10-1/4"	3 + 0"	3 + 8-1/2"	4 + 7-1/2"	5 + 6-1/2"	6 + 5-1/2"	7 + 4-1/2"
11-1/2"	1 + 9-3/4"	2 + 10"	3 + 7"	4 + 5-1/2"	5 + 4"	6 + 2-1/2"	7 + 1"
12"	1 + 9-1/4"	2 + 9"	3 + 5-1/2"	4 + 3-1/2"	5 + 1-1/2"	5 + 11-1/2"	6 + 9-1/2"
12-1/2"	1 + 8-3/4"	2 + 8"	3 + 4"	4 + 1-1/2"	4 + 11-1/2"	5 + 9"	6 + 6-1/2"
13"	1 + 8-1/4"	2 + 7"	3 + 2-1/2"	3 + 12-1/2"	4 + 9-1/2"	5 + 6-1/2"	6 + 3-1/2"
13-1/2"	1 + 7-3/4"	2 + 6"	3 + 1"	3 + 11"	4 + 7-1/2"	5 + 4"	6 +-1/2"
14"	1 + 7-1/4"	2 + 5"	2 + 13-1/2"	3 + 9-1/2"	4 + 5-1/2"	5 + 1-1/2"	5 + 11-1/2"
14-1/2"	1 + 6-3/4"	2 + 4"	2 + 12-1/2"	3 + 8"	4 + 3-1/2"	4 + 13-1/2"	5 + 9"
15"	1 + 6-1/4"	2 + 3"	2 + 11-1/2"	3 + 6-1/2"	4 + 1-1/2"	4 + 11-1/2"	5 + 6-1/2"

*All units include 1 fixed base shelf.

All preconfigured units shown on pages 5-6 have shelf openings of 10".

Planning Guide

SPACING CHART FOR FILE/STORAGE AND MULTIMEDIA DRAWERS

DRAWER/MEDIA SIZE (HT)	STANDARD Ez2® UNITS						
	2 - HIGH	3 - HIGH	4 - HIGH	5 - HIGH	6 - HIGH	7 - HIGH	8 - HIGH
File/Storage Drawer*	2 + 0"	3+2-1/4"	4+1/2"	5+1/2"	6+1/2"	7+1/2"	8+1/2"
Multimedia Drawer**	5 + 1-1/4"	8+2"	10+3"	13+1-1/2"	15+3-1/2"	18+2-1/2"	21+1"
MEDIA SIZE UP TO:	Use the following for specific media height requirements.						
4-1/4"	4 + 3-1/4"	7+2-1/4"	9+2-1/4"	11+3-3/4"	14+3/4"	16+2-1/4"	18+3-3/4"
4-3/4"	4 + 1-1/4"	6+3-3/4"	8+2-3/4"	10+3-1/4"	12+3-3/4"	14+4-1/4"	16+3-3/4"
5-1/4"	3 + 4-3/4"	6+3/4"	7+4-1/4"	9+3-3/4"	11+3-1/4"	13+2-3/4"	15+2-1/4"
5-3/4"	3 + 3-1/4"	6+3-3/4"	7+1-3/4"	8+5-1/4"	10+3-3/4"	12+2-1/4"	14+3/4"
6-1/4"	3 + 1-3/4"	5+1-1/4"	6+3-3/4"	8+1-1/4"	9+5-1/4"	11+2-3/4"	13+1/4"
6-3/4"	3 + 1/4"	4+5-3/4"	6+3/4"	7+4-1/4"	9+3/4"	10+4-1/4"	12+3/4"
7-1/4"	2 + 6-1/4"	4+3-3/4"	5+5-1/4"	7+3/4"	8+3-3/4"	9+6-3/4"	11+2-1/4"
7-3/4"	2 + 5-1/4"	4+1-3/4"	5+2-3/4"	6+5-1/4"	7+7-3/4"	9+2-1/4"	10+4-3/4"
8-1/4"	2 + 4-1/4"	3+7-3/4"	5+1/4"	6+2-1/4"	7+4-1/4"	8+6-1/4"	9+7-3/4"
8-3/4"	2 + 3-1/4"	3+6-3/4"	4+6-3/4"	5+8-1/4"	7+3/4"	8+2-1/4"	9+3-3/4"
9-1/4"	2 + 2-1/4"	3+5-1/4"	4+4-3/4"	5+5-3/4"	6+6-3/4"	7+7-3/4"	8+8-3/4"
9-3/4"	2 + 1-1/4"	3+4"	4+2-3/4"	5+3-1/4"	6+4"	7+4-1/4"	8+4-3/4"

Above chart reflects standard drawer configurations only. Refer to Standard Shelf Spacing chart for letter or legal depth shelves.

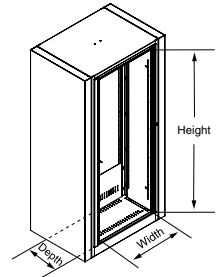
All drawers are adjustable on 1/2" increments.

*Drawer height is 10" high. Standard spacing for File/Storage drawers allows for 1/2" clearance between drawers for top-tab requirements.

**Drawer height is 3-3/4" high. Refer to the below chart for additional drawer spacing options based on your specific media height requirements.

CLEAR OPENING CHART

		INSIDE CLEAR OPENING*						
		2 - HIGH	3 - HIGH	4 - HIGH	5 - HIGH	6 - HIGH	7 - HIGH	8 - HIGH
LETTER LEGAL	Height	21-1/4"	34"	43"	53-1/2"	64"	74-1/2"	85"
	Width	23-3/4"	23-3/4"	23-3/4"	23-3/4"	23-3/4"	23-3/4"	23-3/4"
	Depth	12-1/2"	12-1/2"	12-1/2"	12-1/2"	12-1/2"	12-1/2"	12-1/2"
	Height	21-1/4"	34"	43"	53-1/2"	64"	74-1/2"	85"
	Width	30"	30"	30"	30"	30"	30"	30"
	Depth	15-1/2"	15-1/2"	15-1/2"	15-1/2"	15-1/2"	15-1/2"	15-1/2"



*Includes base shelf.

The Corresponding Molding Colors are the dual durometer PVC closing strips referred to in the specifications sheet which help prevent pinch points as well as provide an aesthetic, finished look for the Ez2® Rotary Action File.

Standard Datum Paint	Charcoal Gray	Putty	Black
T22 - Warm Brown			X
T15 - Bone White		X	
T46 - Soft White		X	
T48 - Ivory		X	
T45 - Dark Gray Metallic			X
T23 - Medium Gray Metallic			X
T34 - Light Gray Metallic	X		
T56 - Tan Metallic			X
T25 - Black			X
T86 - Gray Mist			X
T47 - Light Gray	X		
T12 - Dove Gray	X		
T29 - Sage			X
T41 - Slate Blue			X
T42 - Tech Blue			X
T17 - Burgundy			X
P58 - Blue			X
P93 - Safety Yellow			X
P27 - Industrial Red			X

Assembled Preconfigured Letter & Legal Depth Units

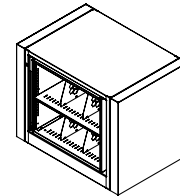
All Preconfigured Units include shelves placed on 10-1/2" centers for 10" clear vertical height. All shelves are adjustable on 1/2" centers, refer to Standard Shelf Spacing Chart found on page 3 for more information. Standard shelf spacing allows for the addition of pull-out posting shelf (sold separately). See page 11 for posting shelf information.

2-OPENING

Includes 2 shelves per side – 1 fixed base shelf and 1 adjustable. Includes 8 adjustable file dividers.

LETTER	Item #	Type	D	W	H	LFI	Est Lbs.	List Price
	XLT-S2	Starter	25"	36-1/2"	30"	96	192	1,892.00
	XLT-A2	Adder	25"	30-3/4"	30"	96	157	1,747.00

LEGAL	Item #	Type	D	W	H	LFI	Est Lbs.	List Price
	XLG-S2	Starter	31"	45-1/2"	30"	120	255	2,409.00
	XLG-A2	Adder	31"	38-3/4"	30"	120	207	2,098.00

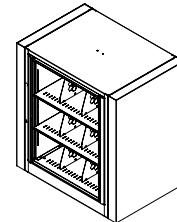


3-OPENING

Includes 3 shelves per side – 1 fixed base shelf and 2 adjustable. Includes 12 adjustable file dividers.

LETTER	Item #	Type	D	W	H	LFI	Est Lbs.	List Price
	XLT-S3	Starter	25"	36-1/2"	42"	144	269	2,078.00
	XLT-A3	Adder	25"	30-3/4"	42"	144	235	1,878.00

LEGAL	Item #	Type	D	W	H	LFI	Est Lbs.	List Price
	XLG-S3	Starter	31"	45-1/2"	42"	180	363	2,534.00
	XLG-A3	Adder	31"	38-3/4"	42"	180	321	2,209.00

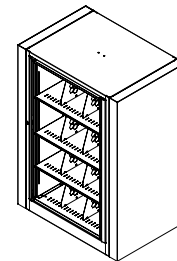


4-OPENING

Includes 4 shelves per side – 1 fixed base shelf and 3 adjustable. Includes 16 adjustable file dividers.

LETTER	Item #	Type	D	W	H	LFI	Est Lbs.	List Price
	XLT-S4	Starter	25"	36-1/2"	51"	192	296	2,317.00
	XLT-A4	Adder	25"	30-3/4"	51"	192	262	2,066.00

LEGAL	Item #	Type	D	W	H	LFI	Est Lbs.	List Price
	XLG-S4	Starter	31"	45-1/2"	51"	240	423	2,744.00
	XLG-A4	Adder	31"	38-3/4"	51"	240	361	2,379.00

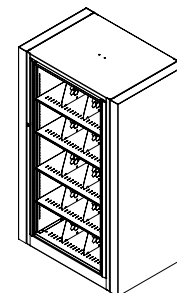


5-OPENING

Includes 5 shelves per side – 1 fixed base shelf and 4 adjustable. Includes 20 adjustable file dividers.

LETTER	Item #	Type	D	W	H	LFI	Est Lbs.	List Price
	XLT-S5	Starter	25"	36-1/2"	61-1/2"	240	351	2,381.00
	XLT-A5	Adder	25"	30-3/4"	61-1/2"	240	303	2,113.00

LEGAL	Item #	Type	D	W	H	LFI	Est Lbs.	List Price
	XLG-S5	Starter	31"	45-1/2"	61-1/2"	300	471	2,936.00
	XLG-A5	Adder	31"	38-3/4"	61-1/2"	300	414	2,667.00

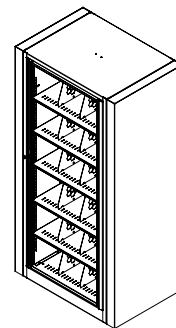


Assembled Preconfigured Letter & Legal Depth Units, Continued

6-OPENING

Includes 6 shelves per side – 1 fixed base shelf and 5 adjustable. Includes 24 adjustable file dividers.

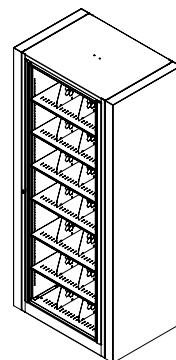
LETTER	Item #	Type	D	W	H	LFI	Est Lbs.	List Price
	XLT-S6	Starter	25"	36-1/2"	72"	288	387	2,622.00
	XLT-A6	Adder	25"	30-3/4"	72"	288	337	2,417.00
LEGAL	Item #	Type	D	W	H	LFI	Est Lbs.	List Price
	XLG-S6	Starter	31"	45-1/2"	72"	360	546	3,249.00
	XLG-A6	Adder	31"	38-3/4"	72"	360	458	2,946.00



7-OPENING

Includes 7 shelves per side – 1 fixed base shelf and 6 adjustable. Includes 28 adjustable file dividers.

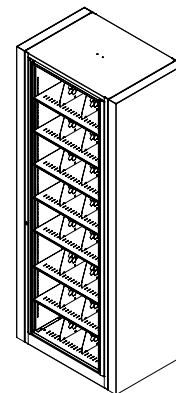
LETTER	Item #	Type	D	W	H	LFI	Est Lbs.	List Price
	XLT-S7	Starter	25"	36-1/2"	82-1/2"	336	432	3,044.00
	XLT-A7	Adder	25"	30-3/4"	82-1/2"	336	369	2,776.00
LEGAL	Item #	Type	D	W	H	LFI	Est Lbs.	List Price
	XLG-S7	Starter	31"	45-1/2"	82-1/2"	420	585	3,682.00
	XLG-A7	Adder	31"	38-3/4"	82-1/2"	420	510	3,404.00



8-OPENING

Includes 8 shelves per side – 1 fixed base shelf and 7 adjustable. Includes 32 adjustable file dividers.

LETTER	Item #	Type	D	W	H	LFI	Est Lbs.	List Price
	XLT-S8	Starter	25"	36-1/2"	93"	384	469	3,334.00
	XLT-A8	Adder	25"	30-3/4"	93"	384	402	2,974.00
LEGAL	Item #	Type	D	W	H	LFI	Est Lbs.	List Price
	XLG-S8	Starter	31"	45-1/2"	93"	480	638	4,031.00
	XLG-A8	Adder	31"	38-3/4"	93"	480	555	3,686.00



Notes:

All units ship assembled unless otherwise specified
Add the suffix "KD" to the part number for unassembled cabinets. EXAMPLE: XLT-S3KD

All shelves are independent (excluding Base Shelf) and adjustable on 1/2" centers with 10" clear vertical height.
 All shelves are punched on 1" centers to accept file dividers.
 All units include 2 adjustable file dividers per shelf opening.
 See page 11 for additional pricing for file dividers.

All Starter units include End Panel Kit.

End panel Kit may be added onto adder unit to convert to a starter unit. See page 11 for end panel pricing.
 Standard shelf spacing will allow for add-on posting shelf. See page 11 for posting shelf pricing and additional information.

Letter Shelf Capacity of 24 LFI.

Legal Shelf Capacity of 30 LFI.

Packaging and skid adds 5-1/2" to the overall height.

Assembled Preconfigured Letter & Legal Depth Units With Drawers

****TO ORDER UNITS WITH DRAWER LATCH KIT, ADD -DLK TO THE PART NUMBER.
SEE APPROPRIATE COLUMN FOR PRICING.****

2-OPENING

Includes 2 drawers per side.

LETTER	Item #	Type	Locking/Non Locking	D	W	H	LFI	Est Lbs.	List Price	Add -DLK List Price
	XLT-FS1-S2	Starter	Non-Locking	25"	36-1/2"	30"	88	244	2,385.00	2,429.00
	XLT-FS1-A2	Adder	Non-Locking	25"	30-3/4"	30"	88	209	2,254.00	2,298.00
	XLT-FS1L-S2	Starter	Locking	25"	36-1/2"	30"	88	244	2,506.00	2,550.00
	XLT-FS1L-A2	Adder	Locking	25"	30-3/4"	30"	88	209	2,376.00	2,420.00

LEGAL	Item #	Type	Locking/Non Locking	D	W	H	LFI	Est Lbs.	List Price	Add -DLK List Price
	XLG-FS1-S2	Starter	Non-Locking	31"	45-1/2"	30"	112	340	2,775.00	2,819.00
	XLG-FS1-A2	Adder	Non-Locking	31"	38-3/4"	30"	112	292	2,482.00	2,526.00
	XLG-FS1L-S2	Starter	Locking	31"	45-1/2"	30"	112	340	2,896.00	2,940.00
	XLG-FS1L-A2	Adder	Locking	31"	38-3/4"	30"	112	292	2,603.00	2,647.00



3-OPENING

Includes 3 drawers per side.

LETTER	Item #	Type	Locking/Non Locking	D	W	H	LFI	Est Lbs.	List Price	Add -DLK List Price
	XLT-FS1-S3	Starter	Non-Locking	25"	36-1/2"	42"	132	295	2,838.00	2,904.00
	XLT-FS1-A3	Adder	Non-Locking	25"	30-3/4"	42"	132	251	2,541.00	2,607.00
	XLT-FS1L-S3	Starter	Locking	25"	36-1/2"	42"	132	295	3,020.00	3,086.00
	XLT-FS1L-A3	Adder	Locking	25"	30-3/4"	42"	132	251	2,724.00	2,790.00

LEGAL	Item #	Type	Locking/Non Locking	D	W	H	LFI	Est Lbs.	List Price	Add -DLK List Price
	XLG-FS1-S3	Starter	Non-Locking	31"	45-1/2"	42"	168	413	3,279.00	3,345.00
	XLG-FS1-A3	Adder	Non-Locking	31"	38-3/4"	42"	168	355	2,984.00	3,050.00
	XLG-FS1L-S3	Starter	Locking	31"	45-1/2"	42"	168	413	3,461.00	3,527.00
	XLG-FS1L-A3	Adder	Locking	31"	38-3/4"	42"	168	355	3,167.00	3,233.00



4-OPENING

Includes 4 drawers per side.

LETTER	Item #	Type	Locking/Non Locking	D	W	H	LFI	Est Lbs.	List Price	Add -DLK List Price
	XLT-FS1-S4	Starter	Non-Locking	25"	36-1/2"	51"	176	348	3,285.00	3,373.00
	XLT-FS1-A4	Adder	Non-Locking	25"	30-3/4"	51"	176	295	3,042.00	3,130.00
	XLT-FS1L-S4	Starter	Locking	25"	36-1/2"	51"	176	348	3,528.00	3,616.00
	XLT-FS1L-A4	Adder	Locking	25"	30-3/4"	51"	176	295	3,284.00	3,372.00

LEGAL	Item #	Type	Locking/Non Locking	D	W	H	LFI	Est Lbs.	List Price	Add -DLK List Price
	XLG-FS1-S4	Starter	Non-Locking	31"	45-1/2"	51"	224	485	3,756.00	3,844.00
	XLG-FS1-A4	Adder	Non-Locking	31"	38-3/4"	51"	224	418	3,426.00	3,514.00
	XLG-FS1L-S4	Starter	Locking	31"	45-1/2"	51"	224	485	3,998.00	4,086.00
	XLG-FS1L-A4	Adder	Locking	31"	38-3/4"	51"	224	418	3,669.00	3,757.00



Assembled Preconfigured Letter & Legal Depth Units With Drawers

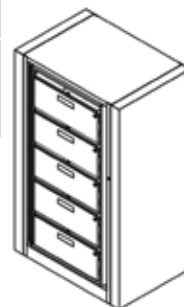
****TO ORDER UNITS WITH DRAWER LATCH KIT, ADD -DLK TO THE PART NUMBER.
SEE APPROPRIATE COLUMN FOR PRICING.****

5-OPENING

Includes 5 drawers per side.

L E T T E R	Item #	Type	Locking/Non Locking	D	W	H	LFI	Est Lbs.	List Price	Add -DLK List Price
	XLT-FS1-S5	Starter	Non-Locking	25"	36-1/2"	61-1/2"	220	404	3,734.00	3,844.00
	XLT-FS1-A5	Adder	Non-Locking	25"	30-3/4"	61-1/2"	220	341	3,506.00	3,616.00
	XLT-FS1L-S5	Starter	Locking	25"	36-1/2"	61-1/2"	220	404	4,037.00	4,147.00
	XLT-FS1L-A5	Adder	Locking	25"	30-3/4"	61-1/2"	220	341	3,809.00	3,919.00

L E G A L	Item #	Type	Locking/Non Locking	D	W	H	LFI	Est Lbs.	List Price	Add -DLK List Price
	XLG-FS1-S5	Starter	Non-Locking	31"	45-1/2"	61-1/2"	280	563	4,217.00	4,327.00
	XLG-FS1-A5	Adder	Non-Locking	31"	38-3/4"	61-1/2"	280	483	3,973.00	4,083.00
	XLG-FS1L-S5	Starter	Locking	31"	45-1/2"	61-1/2"	280	563	4,520.00	4,630.00
	XLG-FS1L-A5	Adder	Locking	31"	38-3/4"	61-1/2"	280	483	4,277.00	4,387.00

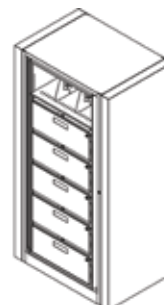


6-OPENING

Includes 5 drawers per side.

L E T T E R	Item #	Type	Locking/Non Locking	D	W	H	LFI	Est Lbs.	List Price	Add -DLK List Price
	XLT-FS1-S6	Starter	Non-Locking	25"	36-1/2"	72"	268	460	4,183.00	4,293.00
	XLT-FS1-A6	Adder	Non-Locking	25"	30-3/4"	72"	268	388	3,997.00	4,107.00
	XLT-FS1L-S6	Starter	Locking	25"	36-1/2"	72"	268	460	4,547.00	4,657.00
	XLT-FS1L-A6	Adder	Locking	25"	30-3/4"	72"	268	388	4,362.00	4,472.00

L E G A L	Item #	Type	Locking/Non Locking	D	W	H	LFI	Est Lbs.	List Price	Add -DLK List Price
	XLG-FS1-S6	Starter	Non-Locking	31"	45-1/2"	72"	336	640	4,787.00	4,897.00
	XLG-FS1-A6	Adder	Non-Locking	31"	38-3/4"	72"	336	548	4,513.00	4,623.00
	XLG-FS1L-S6	Starter	Locking	31"	45-1/2"	72"	336	640	5,151.00	5,261.00
	XLG-FS1L-A6	Adder	Locking	31"	38-3/4"	72"	336	548	4,876.00	4,986.00

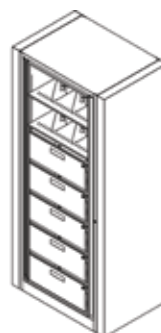


7-OPENING

Includes 5 drawers per side.

L E T T E R	Item #	Type	Locking/Non Locking	D	W	H	LFI	Est Lbs.	List Price	Add -DLK List Price
	XLT-FS1-S7	Starter	Non-Locking	25"	36-1/2"	82-1/2"	316	517	4,850.00	4,960.00
	XLT-FS1-A7	Adder	Non-Locking	25"	30-3/4"	82-1/2"	316	434	4,607.00	4,717.00
	XLT-FS1L-S7	Starter	Locking	25"	36-1/2"	82-1/2"	316	517	5,274.00	5,384.00
	XLT-FS1L-A7	Adder	Locking	25"	30-3/4"	82-1/2"	316	434	5,032.00	5,142.00

L E G A L	Item #	Type	Locking/Non Locking	D	W	H	LFI	Est Lbs.	List Price	Add -DLK List Price
	XLG-FS1-S7	Starter	Non-Locking	31"	45-1/2"	82-1/2"	392	718	5,467.00	5,577.00
	XLG-FS1-A7	Adder	Non-Locking	31"	38-3/4"	82-1/2"	392	613	5,215.00	5,325.00
	XLG-FS1L-S7	Starter	Locking	31"	45-1/2"	82-1/2"	392	718	5,979.00	6,089.00
	XLG-FS1L-A7	Adder	Locking	31"	38-3/4"	82-1/2"	392	613	5,640.00	5,750.00



Assembled Preconfigured Letter & Legal Depth Units With Drawers

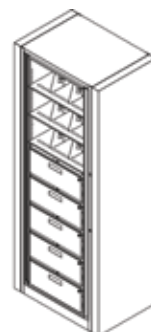
****TO ORDER UNITS WITH DRAWER LATCH KIT, ADD -DLK TO THE PART NUMBER.
SEE APPROPRIATE COLUMN FOR PRICING.****

8-OPENING

Includes 5 drawers per side.

L E T T E R	Item #	Type	Locking/Non Locking	D	W	H	LFI	Est Lbs.	List Price	Add -DLK List Price
	XLT-FS1-S8	Starter	Non-Locking	25"	36-1/2"	93"	364	573	5,397.00	5,507.00
	XLT-FS1-A8	Adder	Non-Locking	25"	30-3/4"	93"	364	480	5,069.00	5,179.00
	XLT-FS1L-S8	Starter	Locking	25"	36-1/2"	93"	364	573	5,882.00	5,992.00
	XLT-FS1L-A8	Adder	Locking	25"	30-3/4"	93"	364	480	5,433.00	5,543.00

L E G A L	Item #	Type	Locking/Non Locking	D	W	H	LFI	Est Lbs.	List Price	Add -DLK List Price
	XLG-FS1-S8	Starter	Non-Locking	31"	45-1/2"	93"	448	795	6,072.00	6,182.00
	XLG-FS1-A8	Adder	Non-Locking	31"	38-3/4"	93"	448	679	5,758.00	5,868.00
	XLG-FS1L-S8	Starter	Locking	31"	45-1/2"	93"	448	795	6,557.00	6,667.00
	XLG-FS1L-A8	Adder	Locking	31"	38-3/4"	93"	448	679	6,280.00	6,390.00



Notes:

**** IS NOT RECOMMENDED TO ORDER DRAWERS ABOVE 5 TIERS HIGH** All units ship assembled unless otherwise specified. Add the suffix "KD" to the part number for unassembled cabinets.**

EXAMPLE: XLT-FS1-S3KD.

All Starter units include End Panel Kit. End Panel Kit may be added onto any adder unit to convert to a starter unit. See page 11 for end panel pricing. Packaging and skid adds 5-1/2" to the overall height.

Basic Units - Ez2 & Ez2 Plus

All Basic Units include base shelf only. Additional shelves and/or File/Storage Drawers are available, refer to current page for more information. All shelves and File/Storage Drawers are adjustable on 1/2" centers, refer to Standard Shelf Spacing Chart found on page 3 for more information.

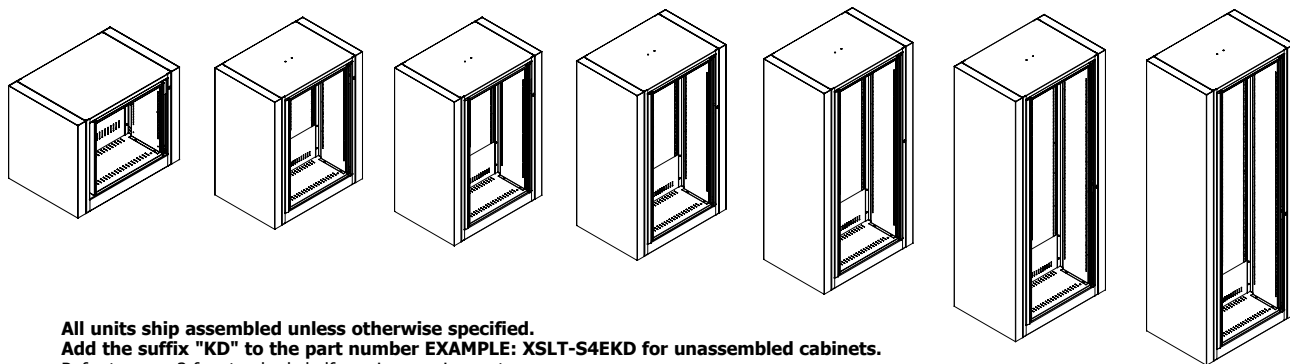
Standard

LETTER

Item #	Description	Est. Lbs	List Price
XSLT-S2E	2-High Starter	180	1,755.00
XSLT-A2E	2-High Adder	145	1,611.00
XSLT-S3E	3-High Starter	199	1,817.00
XSLT-A3E	3-High Adder	155	1,491.00
XSLT-S4E	4-High Starter	220	1,875.00
XSLT-A4E	4-High Adder	167	1,605.00
XSLT-S5E	5-High Starter	244	1,933.00
XSLT-A5E	5-High Adder	181	1,682.00
XSLT-S6E	6-High Starter	268	1,991.00
XSLT-A6E	6-High Adder	196	1,787.00
XSLT-S7E	7-High Starter	293	2,291.00
XSLT-A7E	7-High Adder	210	2,024.00
XSLT-S8E	8-High Starter	317	2,457.00
XSLT-A8E	8-High Adder	224	2,097.00

LEGAL

Item #	Description	Est. Lbs	List Price
XSLG-S2E	2-High Starter	244	2,135.00
XSLG-A2E	2-High Adder	196	1,811.00
XSLG-S3E	3-High Starter	269	2,230.00
XSLG-A3E	3-High Adder	211	1,906.00
XSLG-S4E	4-High Starter	293	2,295.00
XSLG-A4E	4-High Adder	226	1,933.00
XSLG-S5E	5-High Starter	323	2,344.00
XSLG-A5E	5-High Adder	243	2,076.00
XSLG-S6E	6-High Starter	352	2,512.00
XSLG-A6E	6-High Adder	260	2,210.00
XSLG-S7E	7-High Starter	382	2,801.00
XSLG-A7E	7-High Adder	277	2,523.00
XSLG-S8E	8-High Starter	411	3,008.00
XSLG-A8E	8-High Adder	295	2,664.00



All units ship assembled unless otherwise specified.

Add the suffix "KD" to the part number EXAMPLE: XSLT-S4EKD for unassembled cabinets.

Refer to page 3 for standard shelf spacing requirements.

Letter and legal depth cannot be mixed on same unit.

See below for appropriate file dividers.

See below for appropriate shelf depth for above units.

Above cabinets include slotted base shelf only.

Packaging and skid adds 5-1/2" to the overall height.

Plus

LETTER

Item #	Description	Est. Lbs	List Price
XSLT-S5EX	5-High Starter	258	2,381.00
XSLT-A5EX	5-High Adder	188	2,113.00
XSLT-S6EX	6-High Starter	290	2,622.00
XSLT-A6EX	6-High Adder	203	2,417.00
XSLT-S7EX	7-High Starter	306	3,044.00
XSLT-A7EX	7-High Adder	217	2,776.00

LEGAL

Item #	Description	Est. Lbs	List Price
XSLG-S5EX	5-High Starter	338	2,936.00
XSLG-A5EX	5-High Adder	250	2,667.00
XSLG-S6EX	6-High Starter	367	3,249.00
XSLG-A6EX	6-High Adder	269	2,946.00
XSLG-S7EX	7-High Starter	397	3,682.00
XSLG-A7EX	7-High Adder	284	3,404.00

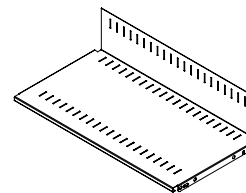
5 high and 6 high Ez2 Plus units are 4-1/2" taller than the standard basic units. 7 high Ez2 Plus units are 6" taller than the standard basic units.

Component Parts - Accessories

SLOTTED SHELVES

Item #	Description	Est. Lbs	List Price
XSLT	Slotted Letter Depth Shelf	6	56.00
XSLG	Slotted Legal Depth Shelf	11	64.00

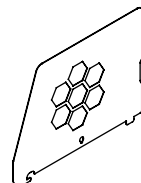
Formed from 18 gauge steel shelf slotted on 1" centers for file dividers (sold separately).



FILE DIVIDERS

Item #	Description	Est. Lbs	List Price
FDL5	5 pack of Letter/Legal File Dividers	5	19.00

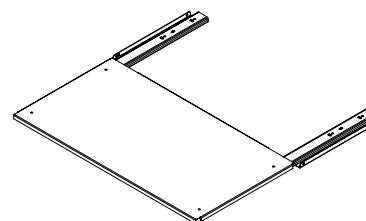
Letter/Legal File Divider used to support media on shelf.



POSTING SHELVES

Item #	Description	Est. Lbs	List Price
XLTPOS	Letter Posting Shelf	10	221.00
XLTGPOS	Legal Posting Shelf	12	225.00

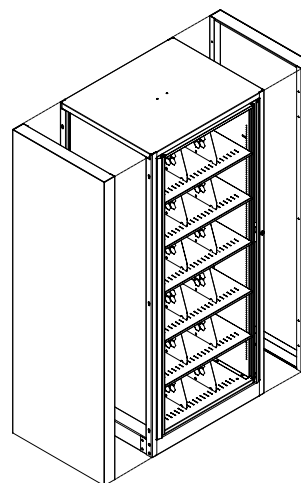
Full extension pull-out reference shelf to provide convenient worksurface. Available for units 5-8 levels high. Typically installed between 3rd and 4th opening – will require 1-1/2" additional vertical clear opening.



End Panel Kit

Item #	Description	Est. Lbs	List Price
XLT-3E	3-High Letter End Panel Kit	40	301.00
XLT-4E	4-High Letter End Panel Kit	42	314.00
XLT-5E	5-High Letter End Panel Kit	57	328.00
XLT-6E	6-High Letter End Panel Kit	60	387.00
XLT-7E	7-High Letter End Panel Kit	74	432.00
XLT-8E	8-High Letter End Panel Kit	78	467.00
XLG-3E	3-High Legal End Panel Kit	54	322.00
XLG-4E	4-High Legal End Panel Kit	63	380.00
XLG-5E	5-High Legal End Panel Kit	70	412.00
XLG-6E	6-High Legal End Panel Kit	80	467.00
XLG-7E	7-High Legal End Panel Kit	90	480.00
XLG-8E	8-High Legal End Panel Kit	99	524.00

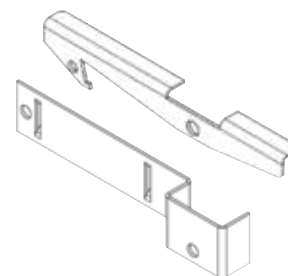
Add-On End Panel Kits convert adder unit to a starter unit. All Kits include two closed ends. Allow additional space for expansion – refer to page 3 for space requirements.



Component Parts - Accessories Continued

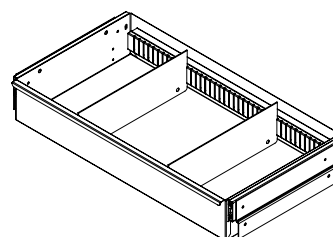
An optional Drawer Latch Kit (-DLK) may be added to any of the units listed on this page. To order the kit, please add -DLK to the part number and reference the correct column for pricing.

For existing units, paint color must be specified. Otherwise, paint color will match the drawer.



3-3/4" Multimedia Drawers

Item #	Description	Est. Lbs	List Price	Add -DLK List Price
XLT-MM3	Letter Multimedia Drawer (Includes 3 dividers)	14	250.00	261.00
XLG-MM3	Legal Multimedia Drawer (Includes 4 dividers)	20	256.00	267.00
XL-MD3	3" Media Divider (each)	1	27.00	38.00



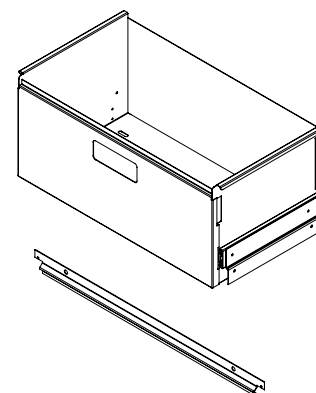
3-3/4" high profile drawer are slotted on 1/2" centers (front & rear) to accept Drawer Dividers. Ideal for a variety of storage applications including cards, checks, VHS, CD, DVD, and Microfilm. Additional dividers are available.

Includes pullout suspension and mounting hardware.

Letter drawer: 12-1/2" Deep x 22-1/4" Wide x 3-3/4" High – Legal drawer: 15-1/2" Deep x 28-1/2" Wide x 3-3/4" High

File/Storage Drawers

Item #	Description	Est. Lbs	List Price	Add -DLK List Price
XLT-FS1	Letter File/Storage Drawer - Non Locking	16	197.00	208.00
XLT-FS1L	Letter File/Storage Drawer - Locking	18	225.00	236.00
XLG-FS1	Legal File/Storage Drawer - Non Locking	24	208.00	219.00
XLG-FS1L	Legal File/Storage Drawer - Locking	26	236.00	247.00



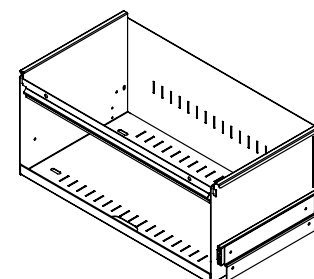
The File/Storage Drawer provides storage for a multitude of items and is ideal for letter and legal depth hanging folders. Available locking or non-locking.

Includes pullout suspension and mounting hardware.

Letter drawer: 12-1/2" Deep x 22-1/4" Wide x 10" High – Legal drawer: 15-1/2" Deep x 28-1/2" Wide x 10" High

Hanging Folder Drawer

Item #	Description	Est. Lbs	List Price	Add -DLK List Price
XLT-HF2	Letter Depth Hanging Folder Drawer - Non Locking	15	139.00	150.00
XHFLT2	Letter Front Hanging Folder Rail (each)	2	43.00	54.00
XLG-HF2	Legal Depth Hanging Folder Drawer - Non Locking	22	153.00	164.00
XHFLG2	Legal Front Hanging Folder Rail (each)	3	51.00	62.00



The Hanging Folder Drawer is ideal for multimedia applications. Suitable for top tab folders, hanging files, or remove front rail for side tab use. Deep drawer allows for a variety of storage uses.

All drawers include one removable front hanging folder rail.

Adjustable Dividers Sold separately. Specify FDL5 Dividers found on page 80.

Letter drawer: 12-1/2" Deep x 22-1/4" Wide x 10" High – Legal drawer: 15-1/2" Deep x 28-1/2" Wide x 10" High

Component Parts - Accessories

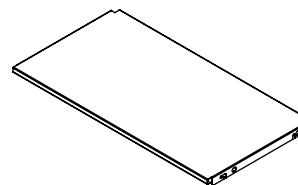
Flat Shelf (Pass Through)

Item #	Description	Est. Lbs	List Price
XFSLT	Letter Depth Flat Shelf (each)	6	57.00
XFSLG	Legal Depth Flat Shelf (each)	8	81.00

Accommodates material storage through both sides of cabinet.

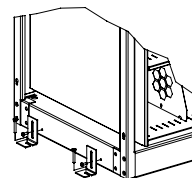
All shelves are unslotted (two shelves per opening required).

Flat shelves must be located at a minimum of 14" above the Rotary Bottom to clear Center Panel.



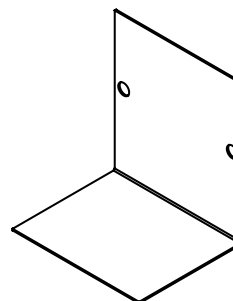
Seismic Bracket

Item #	Description	Est. Lbs	List Price
XFA	Seismic Bracket (pair)	3	38.00




Magnetic Dividers

Item #	Description	Est. Lbs	List Price
MAG4	1 Mini Magnetic Divider (4"H x 4"W)	1	15.00
MAG7	1 Mini Magnetic Divider (4"H x 7"W)	2	22.00



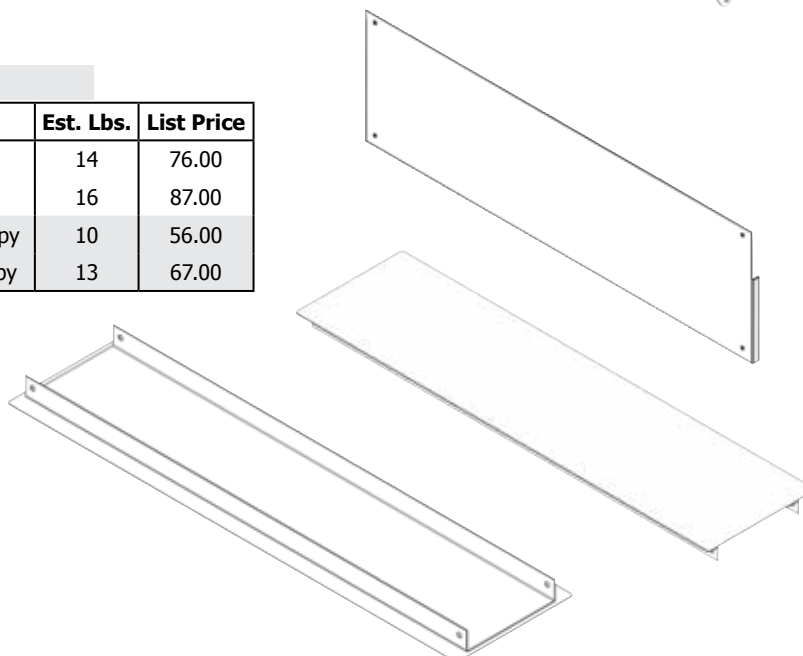
Garment Rod

Item #	Description	Est. Lbs	List Price
XLT-GR	24" Garment Rod	3	96.00
XLG-GR	30" Garment Rod	4	104.00



Canopy Top

Item #	Description	Est. Lbs.	List Price
EZLT-CT	Letter Depth Canopy Top	14	76.00
EZLG-CT	Legal Depth Canopy Top	16	87.00
EZLT-WCT	Letter Depth Top Cover Canopy	10	56.00
EZLG-WCT	Legal Depth Top Cover Canopy	13	67.00

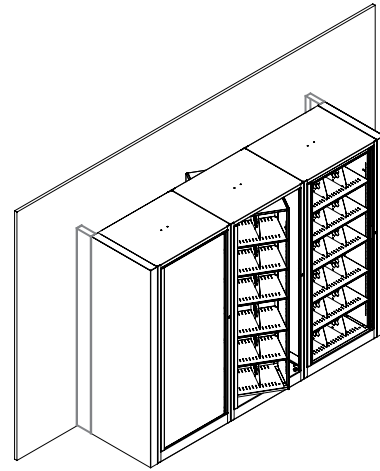


Component Parts – Wall Closure Panels

Wall Closure Panel - Single Depth

Item #	Description	Est. Lbs	List Price
XL-2CS	2-High Letter Closure Panel	9	128.00
XL-3SC	3-High Letter Closure Panel	10	130.00
XL-4CS	4-High Letter Closure Panel	12	131.00
XL-5CS	5-High Letter Closure Panel	13	132.00
XL-6CS	6-High Letter Closure Panel	17	133.00
XL-7CS	7-High Letter Closure Panel	21	134.00
XL-8CS	8-High Letter Closure Panel	23	135.00
XLG-2CS	2-High Legal Closure Panel	10	131.00
XLG-3CS	3-High Legal Closure Panel	12	132.00
XLG-4CS	4-High Legal Closure Panel	15	133.00
XLG-5CS	5-High Legal Closure Panel	18	134.00
XLG-6CS	6-High Legal Closure Panel	21	135.00
XLG-7CS	7-High Legal Closure Panel	25	138.00
XLG-8CS	8-High Legal Closure Panel	29	141.00

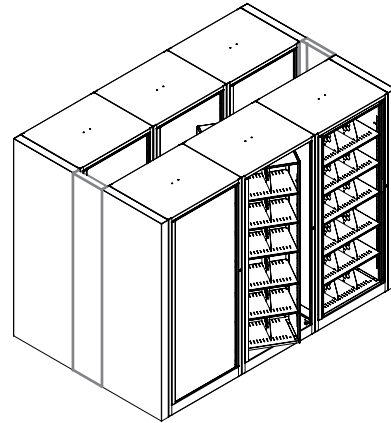
Full-height closure panel between wall and Ez2® Rotary Action File applications.
Refer to page 3 for space planning information.




Wall Closure Panel - Double Depth

Item #	Description	Est. Lbs	List Price
XL-2CD	2-High Letter Closure Panel	16	168.00
XL-3SD	3-High Letter Closure Panel	19	169.00
XL-4CD	4-High Letter Closure Panel	23	172.00
XL-5CD	5-High Letter Closure Panel	25	179.00
XL-6CD	6-High Letter Closure Panel	33	184.00
XL-7CD	7-High Letter Closure Panel	42	191.00
XL-8CD	8-High Letter Closure Panel	45	196.00
XLG-2CD	2-High Legal Closure Panel	19	162.00
XLG-3CD	3-High Legal Closure Panel	23	170.00
XLG-4CD	4-High Legal Closure Panel	29	176.00
XLG-5CD	5-High Legal Closure Panel	33	182.00
XLG-6CD	6-High Legal Closure Panel	41	189.00
XLG-7CD	7-High Legal Closure Panel	52	195.00
XLG-8CD	8-High Legal Closure Panel	58	202.00

Full-height closure panel for back-to-back Ez2® Rotary Action File applications.
Refer to page 3 for space planning information.





89 Church Road, PO Box 355
Emigsville, PA 17318-0355
Factory / 1-800-828-8018
National / 1-800-FILING-1 Fax / 1-888-FILING-1 (345-4641)
www.datumfiling.com / sales@datumfiling.com