



# OFFICE STAR PRODUCTS

LIST PRICER - JANUARY 2014

SUPERSEDES JULY 2013

## Table of Contents

Finder .....	4
Fabrics .....	164
General Information .....	175
Multi Purpose Table and Chair Warranty Information .....	160
OSP Furniture Lounge, Hospitality and Casegoods General Information .....	177
OSP Furniture Lounge, Hospitality and Casegoods Warranty Information .....	176
Pro-Line II Warranty Information .....	177
Seating Feature Information .....	179
Space Seating® Warranty Information .....	175
Work Smart and General Warranty Information .....	178



13 Series .....	8-10
15 Series (includes 1587C) .....	11
23 and 24 Series .....	12-13
25 and 27 Series .....	13-14
32 Series .....	14
33 Series .....	24
36 Series (3680 series) .....	14-15
37 Series (3700 series) .....	16
55 Series (Includes 5500 series) .....	16-18
57 Series (5700 series) .....	18-19
62 Series (6216, 6236) .....	19
63 Series .....	19
67 Series .....	19-20
68 Series .....	20-21
75 Series (Big and Tall) .....	21
81 Series .....	21-22
86 Series (REVV®) .....	22-24
88 Series (EPICC) .....	24
93 Series (9333E Deluxe Conference) .....	25
213 Series .....	10, 11-12, 19
215 Series .....	25
317 Series .....	25-26
327 Series .....	15-16
335 Series .....	27
529 Series .....	27-28
801 Series .....	28
818 and 818A Series .....	28-29
819 Series .....	30
829 Series .....	31-31
839 Big and Tall .....	31
9370 Series .....	31
Options .....	32
Fabrics and Backs .....	33
Space Arms .....	34



Custom Fabric Lounge Seating .....	36
Lounge Seating .....	37-41
Hospitality Seating .....	42-45
Wood Guest Seating .....	46-49
Townsend .....	52-55
Mendocino .....	56-58
Kenwood .....	59-61
Sonoma .....	62-64
Intelligent Tables .....	65-66
Napa .....	67-71, 73-74
Expandable Tables .....	72
Lodi .....	75-77
Wood Occasional Tables .....	78
Folding/Nesting Training Tables .....	79-81
Pace .....	82-84
Metal/Laminate .....	85-87
Metal Files, Storage & Pedestals .....	88-91
Casegood Details .....	92-94

7600R's Big and Tall .....	96
8000's & 7270's Leather Executive Series .....	96-97
8200's & 8500's Leather Executive Series .....	97-98
Fabric Series with "Titanium Finish" .....	98-99
7160's Mesh Back Executive Series "Titanium Finish" .....	99
ProGrid® Back .....	99-102
Deluxe Stack Chair .....	103-104
Deluxe Folding/Training Chairs .....	105-106
Veneer Conference Tables Mahogany and Cherry Finish .....	107
Laptop Tables .....	107
Desks, Horizon and Prado .....	108

## **work smart**

Ergonomic Fabric .....	110-112
Ergonomic Leather .....	112
Pneumatic Task Chairs .....	112-114
Specialty Seating .....	114-116
Executive Fabric .....	116-117
Executive Seating Big Mans. ....	117-118
Executive Seating - Eco Leather .....	118-119
Executive Seating - Eco Leather & Coated Base .....	119-122
Executive Seating - Leather with Wood. ....	123-124
Executive Seating - Leather .....	124-125
Executive Seating - Faux Leather .....	125-128
Reception Tables .....	129-130
Reception Seating .....	131-133
Reception Seating - Wood .....	133-135
Reception Seating - Wood Modular .....	135-138
Merge Collection .....	139-140
Inspired by Bassett® Traditional Seating .....	140-141
Traditional Executive Seating .....	141-142
Drafting Chairs .....	143-145
Visitors Chairs .....	146
Stack Chairs .....	146-148
Folding Chairs .....	148-150
Folding Table .....	150
Ventilated Seating .....	150-154
Self-Skinned Urethane Seating .....	155-156
Arm Kits, Floor Glides, Casters and Stool Kits .....	156
Models Available in New Jersey/Georgia .....	157
Multi Purpose Tables and Chairs .....	158-160
Caddies and Dollies .....	161
Break Room Collection .....	162

## **FABRICS**

A Grade Fabrics .....	164-166
B Grade Fabrics .....	167-171
C Grade Fabrics .....	172-173
R Grade Fabrics .....	174

Items marked with "★" are New Jersey stocking items. Items marked with "●" are Georgia stocking items.

Items marked with "◆" denotes general chair warranty.

Note: Marked items may only be available in a limited fabric selection. Any fabric or item can be ordered with additional delivery time.

### **Additional Notes:**

1. Most chairs without oversized casters will accept SW70 soft wheel casters from our Work Smart™ catalog or SW392 Soft wheel casters. Both have a List Price of \$30.00 for a set of 5.

2. Space Drafting chairs will accept CG50 glides from our Work Smart™ catalog. List Price \$25.00 for a set of 5.

# Chair Finder

## Hospitality

7360MLT.....	42
7361MLT.....	42
73023.....	43
73603.....	42
73631.....	42
73632.....	44
73633.....	43
73638.....	45
74023LT.....	43
74123LT.....	43
74523.....	43
74602LT.....	44
74603LT.....	42
74608LT.....	44
74612LT.....	44
74613LT.....	42
74618LT.....	44
74652.....	44
74653.....	43
74658.....	45
78023LT.....	45
78603LT.....	45

## OSP Furniture

KEN-99-LCH.....	48
KEN-99-MAH.....	48
KEN-129-LCH.....	49
KEN-129-MAH.....	49
KEN-992-LCH.....	48
KEN-992-MAH.....	48
KEN-1292-LCH.....	49
KEN-1292-MAH.....	49
MEN-94-CHY.....	48
MEN-98-MAH.....	48
MEN-98-MPL.....	48
MEN-942-CHY.....	48
MEN-982-MAH.....	48
MEN-982-MPL.....	48
NAP91CHY.....	46
NAP91ESP.....	46
NAP91MAH.....	46
NAP91MPL.....	46
NAP95CHY.....	46
NAP95ESP.....	46
NAP95MAH.....	47
NAP95MPL.....	47
NAP97CHY.....	47
NAP97ESP.....	47
NAP97MAH.....	47
NAP97MPL.....	47
SF2471.....	36
SF2472.....	36
SF2473.....	36
SF8471.....	36
SF8472.....	36
SF8473.....	36
SL1511.....	37
SL1512.....	37
SL1513.....	37
SL1571.....	37
SL1572.....	37
SL1573.....	37
SL1871.....	38

SL1872.....	38
SL1873.....	38
SL2271.....	38
SL2272.....	38
SL2273.....	38
SL2371EC9.....	39
SL2372EC9.....	39
SL2373EC9.....	39
SL2431EC3.....	39
SL2432EC3.....	39
SL2433EC3.....	39
SL2471EC11.....	40
SL2472EC11.....	40
SL2473EC11.....	40
SL2571U1.....	40
SL2572U1.....	40
SL2573U1.....	40
SL2811.....	41
SL2812.....	41
SL2813.....	41
SL8471.....	41
SL8472.....	41
SL8473.....	41
SL8871.....	41
SL8872.....	41
SL8873.....	41
SON-99-CHY.....	49
SON-129-CHY.....	49
SON-992-CHY.....	49
SON-1292-CHY.....	49

## Pro-Line II

2902.....	99
7103M.....	96
7160.....	99
7161.....	99
7270.....	97
7271.....	97
7275.....	97
7600R.....	96
7602R.....	96
7605R.....	96
8000.....	96
8001.....	96
8005.....	97
8200.....	97
8201.....	97
8205.....	98
8455.....	103
8500.....	98
8501.....	98
8505.....	98
8511.....	98
8512.....	99
8610.....	104
8620.....	104
8640.....	104
29024.....	99
54666.....	98
80885AL.....	100
81108.....	106
81308.....	106
81608.....	106
82710.....	103
82720.....	103
82740.....	104
83220.....	105
84220.....	105
84330.....	105

84440.....	105
84510.....	102
84540.....	103
85640.....	102
85670.....	102
86710.....	104
86724.....	103
86725.....	103
86740.....	104
90662.....	101
92343.....	101
92892.....	101
92893.....	101
93720.....	101
95344.....	102
97720.....	101
97728.....	102
98341.....	100
98344.....	100
98346.....	102
511342AL.....	100
511343AT.....	100
CT42R3.....	107
CT42R7.....	107
CT7236RT3.....	107
CT7236RT7.....	107
CT9642RT3.....	107
CT9642RT7.....	107
HRX52.....	100
HRX53.....	100
HZN25.....	108
HZN25L.....	108
PRD3060-BLK.....	108
PRD3060-WH.....	108
PRD3085-BLK.....	108
PRD3085-WH.....	108
PSN620.....	107
PSN621.....	107
PSN623.....	107
PSN625.....	107
PSN627.....	107
PSN628.....	107
SW72.....	105

## Space

13-7N1P3.....	8
13-7N9WA.....	8
13-7N20D.....	8
13-37N1P3.....	8
13-37N9WA.....	8
13-37N20D.....	8
13-37N30D.....	9
13-37P500D.....	9
13-38N1P3.....	9
13-77N1P3.....	9
13-77N9WA.....	9
13-77N30D.....	9
13-88N1P3.....	10
13-V22N1WA.....	10
13-V44N1WA.....	10
13-V66N1WA.....	10
13-V77N1WA.....	11
13-V88N1WA.....	11
15-37A720D.....	11
32-E33P918P.....	14
32-E33P918PHL.....	14
32-E3371F3.....	14
32-E3371F3HL.....	14
33-Y22P91A8.....	24

37-33N1A7U.....	16
55-7N17.....	16
55-7V30.....	16
55-38N17.....	16
55-38V30.....	17
55-88N15.....	17
55-M22N17.....	17
63-37A773HM.....	19
67-37N1G5.....	20
67-37N9G5.....	20
67-66N69R5.....	20
67-77N9G5.....	20
67-E36N61R5.....	20
67-E36N69R5.....	19
68-50764.....	20
75-7A773.....	21
75-37A773.....	21
75-47A773.....	21
81-V47N18P.....	21
81-V77N18P.....	22
81-V87N18P.....	22
86-M22C625R.....	22
86-M32C625R.....	22
86-M33BN2W.....	22
86-M33C625R.....	22
86-M34C625R.....	23
86-M35C625R.....	23
86-M39C625R.....	23
86-M66C625R.....	23
86-M74C625R.....	23
86-M77C625R.....	23
86-M88C625R.....	24
88-33BB918P.....	24
88-Y22BP91A8.....	24
88-Y33BP91A8.....	24
213-37N2F3D.....	10
213-38N1F3.....	11
213-88N1F3.....	12
213-E37P91F3.....	19
215-3R2C62R5.....	25
317-66C61R5.....	26
317-ME3R2C6KR5.....	26
317-ME3R2C7KG5.....	26
317-ME36C61R5.....	26
317-R22C6KR5.....	26
317-R22C7KG5.....	26
317W-W1C1F2W.....	25
317W-W11C1F2W.....	25
327-66C61F6.....	15
327-66C61F6HL.....	16
327-E36C61F6.....	15
327-E36C61F6HL.....	16
335-E37P918P.....	27
529-3R2N1F2.....	27
529-3R2V30.....	28
529-E3R2N1F2.....	27
529-E3R2V30.....	28
529-R22N1F2.....	27
801-###AC.....	28
801-###AG.....	28
801-###C.....	28
801-###G.....	28
818-11G9C18P.....	28
818-31G9C18P.....	28
818-41G9C18P.....	29
818A-11P9C1A8.....	29
818A-11P9C1C3.....	29
818A-41P9C1A8.....	29
818A-41P9C1C3.....	29

819-23N8WF.....	30
819-73N8WF.....	30
819-83N8WF.....	30
819-Y13N8WV.....	30
829-1N2U.....	31
829-1N7U.....	31
829-3R1C728P.....	30
829-R2C728P.....	30
829-R11C628P.....	31
829-R22C728P.....	31
839-11B35WA.....	31
1587C.....	11
2300.....	12
2305.....	12
2387C.....	13
2400E.....	13
2405E.....	13
2787.....	13
3680.....	14
3685.....	15
5200W.....	24
5500®.....	17
5500V.....	17
5505.....	17
5540.....	18
5560.....	18
5565.....	18
5700E®.....	18
5705E.....	18
6216.....	19
6236.....	19
6806.....	21
6876.....	21
9333E.....	25
9370-55NC17U.....	31
25004.....	13
27008.....	13
27876.....	14
36806.....	15
55403.....	18
57906E.....	19
A7U.....	32
A15.....	32
A27WA.....	32
CG50.....	32
EHRL006.....	32
HRL818.....	32
HRM003.....	32
HRM818.....	32
HRX818.....	32
SW70.....	32
SW392.....	32

## Work Smart

04.....	156
07.....	156
2907.....	111
3121.....	111
3121FB.....	111
3121TB.....	111
8120.....	113
8180.....	111
33101.....	113
33107.....	113
33320.....	110
33327.....	110
33340.....	110
33347.....	110
36420.....	110



36427.....	110	ECH12801-EC1.....	118	EX2655.....	117	MST52.....	133	TEX228.....	141
41572.....	116	ECH30621-EC1.....	120	EX3301.....	117	NAP91CHY.....	133	TEX232.....	141
41573.....	116	ECH30627-EC3.....	120	EX3302.....	117	NAP91ESP.....	134	TEX234.....	141
41575.....	116	ECH31826-EC3.....	120	EX5161.....	124	NAP91MAH.....	134	TND941A.....	116
43808.....	112	ECH31827-EC3.....	120	EX5162.....	124	NAP91MPL.....	134	TND945A.....	116
43819.....	112	ECH31827-EC6.....	120	EX6710.....	125	NAP95CHY.....	134	TSX1121.....	142
43891.....	111	ECH37811-EC1.....	119	EX6711.....	125	NAP95ESP.....	134	TSX1122.....	142
43998.....	112	ECH37816-EC3.....	119	EX9381.....	125	NAP95MAH.....	134	TSX1123.....	142
53603.....	153	ECH37817-EC3.....	119	EX9382.....	125	NAP95MPL.....	135	TV230.....	141
183305.....	154	ECH38615A-EC1.....	120	FC8000NB.....	148	NAP97CHY.....	135	TV231.....	142
183905.....	154	ECH38665A-EC3.....	120	FC8000NBG.....	149	NAP97ESP.....	135	TV233.....	142
583713.....	152	ECH38675A-EC3.....	120	FC8000NP.....	149	NAP97MAH.....	135	V3460.....	146
583814.....	152	ECH51191-EC1.....	122	FC8000NS.....	149	NAP97MPL.....	135	V4410.....	146
599302.....	153	ECH51196-EC3.....	122	FC8100NBG.....	149	OPH61601-EC1.....	122	V4420.....	146
599402.....	153	ECH51197-EC3.....	122	FC8100NP.....	149	OPH61601-EC6.....	122	WA383.....	136
BN09.....	140	ECH52661-EC1.....	120	FC8100NS.....	149	OPH61606-EC3.....	122	WA387.....	136
BN12.....	140	ECH52666-EC3.....	120	FF-22124M.....	150	OPH61607-EC3.....	122	WA388.....	136
BP-CHTX-EC9.....	140	ECH66301-EC1.....	120	FF-22324M.....	150	OPH62606-EC3.....	122	WA1353.....	137
BP-DXTX-EC3.....	140	ECH66306-EC3.....	120	FF-23124V.....	150	PAC51.....	133	WA1357.....	137
BP-MGTC.....	141	ECH67101-EC1.....	120	FF-23324V.....	150	PAC52.....	133	WA1358.....	137
BT04FA.....	158	ECH67106-EC3.....	120	FF-33311.....	158	PAC53.....	133	WD380.....	135
BT04Q.....	158	ECH68801-EC1.....	121	FF-33314.....	158	PC-02.....	160	WD383.....	136
BT5FQW.....	159	ECH68807-EC3.....	121	FF-223012.....	150	PC-03.....	160	WD387.....	136
BT05Q.....	158	ECH69601-EC1.....	121	FF-227012.....	150	PC-15F.....	160	WD388.....	136
BT06A.....	159	ECH69606-EC3.....	121	FL605.....	157	PC-54.....	160	WD1353.....	137
BT6FQ.....	159	ECH69608-EC6.....	121	FL642.....	126	PCT-05.....	160	WD1357.....	137
BT6FQW.....	159	ECH83501-EC1.....	121	FL660.....	126	PE9401.....	157	WD1358.....	137
BT06Q.....	159	ECH83507-EC3.....	121	FL1055.....	128	PTR2830A2.....	162	WD1643.....	138
BT08Q.....	159	ECH85801-EC1.....	121	FL2604C.....	125	PTR2830A4.....	162	WD1647.....	138
BT22.....	160	ECH85806-EC3.....	121	FL3422.....	126	PTR3024A2.....	162	WD1648.....	138
BT36.....	159	ECH85807-EC3.....	121	FL3830C.....	115	PTR3024A4.....	162	WD5330.....	123
BT48F.....	159	ECH85807-EC6.....	121	FL3836C.....	115	PTR3030A2.....	162	WD5331.....	123
BT48Q.....	159	ECH89181-EC1.....	122	FL5388C.....	125	PTR3030A4.....	162	WD5335.....	123
BT60Q.....	159	ECH89181-EC6.....	122	FL7480.....	127	QT3965.....	160	WD5380.....	123
BT71Q.....	160	ECH89186-EC3.....	121	FL7481.....	128	QT6173-05.....	160	WD5381.....	123
BT244.....	158	ECH89187-EC3.....	121	FL7485.....	128	S2721.....	153	WD5385.....	123
CG50.....	156	ECH89301-EC1.....	122	FL9097.....	126	SC59.....	113	WD5670.....	124
DC420V-3.....	144	ECH89307-EC3.....	122	FL89675.....	128	SC66.....	114	WD5671.....	124
DC430.....	144	EM2910.....	151	FLH24981-U1.....	127	SC117.....	112	WD5675.....	124
DC517.....	144	EM2910V.....	151	FLH24987-U6.....	127	SC3014.....	113	WST07.....	129
DC517V.....	144	EM5972V.....	154	FLH80001-U1.....	127	SK1.....	156	WST07-WH.....	129
DC550.....	144	EM5972V-EC3.....	155	FLH80006-U6.....	127	SK5.....	156	WST09.....	129
DC630.....	145	EM20200.....	151	FLH80011-U1.....	127	ST203.....	143	WST09-WH.....	129
DC640.....	145	EM20222.....	151	FLH80016-U6.....	127	ST205.....	143	WST12.....	129
DC800.....	145	EM20522.....	151	FT6634.....	158	ST215.....	143	WST12-WH.....	129
DC940.....	145	EM20522-3U.....	151	FT6635.....	158	ST217.....	143	WST17.....	130
DC2990.....	145	EM20600.....	151	HA424-CM.....	150	ST235V-3.....	143	WST17-WH.....	130
DC2990V.....	145	EM35201-EC1.....	152	HA424-ES.....	150	ST428V-3.....	144	WST51A.....	132
DH3400.....	113	EM35206-EC3.....	152	HA424-RD.....	150	ST52050C.....	114	WST51C.....	131
DOL865.....	161	EM35207-3.....	152	HA432.....	150	ST52052CA.....	114	WST51LF.....	131
DOL8000.....	161	EM42327N.....	157	KCM1420.....	114	STC865.....	148	WST51N.....	131
DOL8300.....	161	EM46827N-EM3.....	157	KCM1425.....	114	STC866.....	148	WST51RF.....	131
DOL8302.....	161	EM48727N.....	157	KCW773.....	114	STC2020A2.....	146	YLD07.....	130
DOR24C.....	115	EM50727.....	152	KCW778.....	114	STC2020A4.....	147	YLD09.....	130
DOR26.....	115	EM51022N.....	152	KH206.....	155	STC3030.....	147	YLD12.....	130
DOR242C.....	115	EM52022C.....	150	KH503.....	155	STC3030C30.....	147	YLD17.....	130
EC1283C-EC3.....	117	EM59722.....	154	KH507.....	155	STC3230.....	147	YLD905.....	132
EC3393.....	118	EM59722-EC3.....	154	KH520.....	155	STC3410.....	147	YLD5130.....	132
EC4300.....	112	EMH5102JG5-3.....	153	KH540.....	156	STC3440.....	147	YLD5141.....	132
EC4350.....	112	EMH5102JR5-EC3.....	153	KH550.....	156	STC8300.....	148	YLD5372.....	132
EC6582.....	119	EMMH5681JG5-3.....	154	KH570.....	156	STC8302.....	148		
EC6583.....	119	EMMH5681JK5-EC1.....	154	KH580.....	155	SW70.....	156		
EC8124.....	119	EMMH5681JR5-EC3.....	154	MRG07R1.....	140	TBB2020.....	143		
EC9230.....	118	EX31.....	146	MRG09.....	139	TBB4020.....	142		
EC9231.....	118	EX35.....	146	MRG09S.....	139	TC102.....	161		
EC9235.....	118	EX1098-3M.....	117	MRG12.....	139	TC103.....	161		
EC22070.....	118	EX1580.....	153	MRG12R.....	140	TC104.....	161		
ECH8967K5-EC1.....	119	EX2651.....	116	MRG12SR1.....	139	TC106.....	161		
ECH8967R5-EC3.....	119	EX2654.....	117	MST51.....	133	TEX220.....	141		

\*\* All Measurements and Weights are nominal \* Prices subject to change without notice



Shown:  
5200W-6  
and 317W-W11C1F2W



SPACE<sup>®</sup>  
SEATING  
solutions for every atmosphere



## 13 Series



**13-7N1P3** Deluxe AirGrid® Back Chair with Custom Fabric Seat, Cantilever Arms and Angled Nylon Base

**Overall Size:** 27W x 24D x 41.25H

**Seat:** 19.5W x 20D x 4T **Back:** 20W x 19H **Seat Range:** 19 - 23.5

**Arms to Floor:** 25.5 **Weight:** 41 **UPS Weight:** 53 **COM:** N/A

**Carton:** 29L x 27W x 13H **Cube:** 5.89

**Options:** N/A **Features:** 1, 4, 7, 8, 9 **Control:** 2-to-1 Synchro Tilt

**Notes:**

Has achieved GREENGUARD Certification



Fabric	List Price
Dark AirGrid® Back and Custom Fabric Seat	
A	450.00
B	470.00
C	495.00
R	525.00



**13-7N9WA** Deluxe AirGrid® Back Chair with Custom Fabric Seat, 2-Way Adjustable Arms, Seat Slider and Angled Nylon Base

**Overall Size:** 27W x 24D x 41.25H

**Seat:** 19.5W x 20D x 4T **Back:** 20W x 19H **Seat Range:** 19 - 23.5

**Arms to Floor:** 25.5 **Weight:** 43 **UPS Weight:** 53 **COM:** 1 yd

**Carton:** 29L x 27W x 13H **Cube:** 5.89

**Options:** N/A **Features:** 1, 3, 4, 9, 13 **Control:** Multi-Function w/Seat Slider

**Notes:** No Ratchet Back

Has achieved GREENGUARD Certification



Fabric	List Price
Dark AirGrid® Back and Custom Fabric Seat	
A	510.00
B	530.00
C	555.00
R	595.00



**13-7N20D** Deluxe AirGrid® Back Drafting Chair with Custom Fabric Seat, Adjustable Footring and Nylon Base

**Overall Size:** 21.25W x 25.5D x 51H

**Seat:** 19.5W x 20D x 4T **Back:** 20W x 19H **Seat Range:** 27.5 - 32.5

**Arms to Floor:** N/A **Weight:** 37 **UPS Weight:** 55 **COM:** 1 yd

**Carton:** 28L x 27W x 14H **Cube:** 6.12

**Options:** A15 Arms **Features:** 1, 4 **Control:** Pneumatic Seat Height

**Notes:**

Has achieved GREENGUARD Certification



Fabric	List Price
Dark AirGrid® Back and Custom Fabric Seat	
A	510.00
B	530.00
C	555.00
R	595.00



**13-37N1P3** Deluxe AirGrid® Back Chair with Mesh Seat, Cantilever Arms and Angled Nylon Base

**Overall Size:** 27W x 24D x 41.25H

**Seat:** 19.5W x 20D x 4T **Back:** 20W x 19H **Seat Range:** 19 - 23.5

**Arms to Floor:** 25.5 **Weight:** 41 **UPS Weight:** 53 **COM:** N/A

**Carton:** 29L x 27W x 13H **Cube:** 5.89

**Options:** N/A **Features:** 1, 4, 7, 8, 9 **Control:** 2-to-1 Synchro Tilt

**Notes:**

Has achieved GREENGUARD Certification



Fabric	List Price
Dark AirGrid® Back & Black Mesh Seat	435.00
Fun Colors	435.00



★ **13-37N9WA** Deluxe AirGrid® Back Chair with Mesh Seat, 2-Way Adjustable Arms, Seat Slider and Angled Nylon Base

**Overall Size:** 27W x 24D x 41.25H

**Seat:** 19.5W x 20D x 4T **Back:** 20W x 19H **Seat Range:** 19 - 23.5

**Arms to Floor:** 25.5 **Weight:** 43 **UPS Weight:** 53 **COM:** N/A

**Carton:** 29L x 27W x 13H **Cube:** 5.89

**Options:** N/A **Features:** 1, 3, 4, 9, 13 **Control:** Multi-Function w/Seat Slider

**Notes:** No Ratchet Back

Has achieved GREENGUARD Certification



Fabric	List Price
Dark AirGrid® Back & Black Mesh Seat	495.00
Fun Colors	495.00



★ **13-37N20D** Deluxe AirGrid® Back Drafting Chair with Black Mesh Seat, Adjustable Footring and Nylon Base

**Overall Size:** 21.25W x 25.5D x 51H

**Seat:** 19.5W x 20D x 4T **Back:** 20W x 19H **Seat Range:** 27.5 - 32.5

**Arms to Floor:** N/A **Weight:** 37 **UPS Weight:** 55 **COM:** N/A

**Carton:** 28L x 27W x 14H **Cube:** 6.12

**Options:** A15 Arms **Features:** 1, 4 **Control:** Pneumatic Seat Height

**Notes:**

Has achieved GREENGUARD Certification



Fabric	List Price
Dark AirGrid® Back & Black Mesh Seat	495.00
Fun Colors	495.00



- ★ **13-37N30D** Deluxe AirGrid® Back Drafting Chair with Black Mesh Seat, Dual Function Control, Adjustable Footring and Angled Nylon Base
- Overall Size:** 20W x 26D x 45H  
**Seat:** 19.5W x 20D x 4T **Back:** 20W x 19H **Seat Range:** 19.75-27.25  
**Arms to Floor:** N/A **Weight:** 40 **UPS Weight:** 55 **COM:** N/A  
**Carton:** 28L x 27W x 14H **Cube:** 6.12  
**Options:** A15 Arms **Features:** 1, 4, 11 **Control:** Dual Function  
**Notes:**  
 Has achieved GREENGUARD Certification

Fabric	List Price
Dark AirGrid® Back and Black Mesh Seat	550.00



- 13-37P500D** Deluxe AirGrid® Back Drafting Chair with Black Mesh Seat, Adjustable Footring, Chrome Finish Base and Accents
- Overall Size:** 21.25W x 25.5D x 51H  
**Seat:** 19.5W x 20D x 4T **Back:** 20W x 19H **Seat Range:** 27.5 - 32.5  
**Arms to Floor:** N/A **Weight:** 37 **UPS Weight:** 55 **COM:** N/A  
**Carton:** 28L x 27W x 14H **Cube:** 6.13  
**Options:** A15 Arms **Features:** 1, 4 **Control:** Pneumatic Seat Height  
**Notes:**  
 Has achieved GREENGUARD Certification

Fabric	List Price
Dark AirGrid® Back and Black Mesh Seat	550.00



- 13-38N1P3** Deluxe Latte AirGrid® Back Chair with Black Mesh Seat and Cantilever Arms
- Overall Size:** 27W x 24D x 41.25H  
**Seat:** 19.5W x 20D x 4T **Back:** 20W x 19H **Seat Range:** 19 - 23.5  
**Arms to Floor:** 25.5 **Weight:** 41 **UPS Weight:** 57 **COM:** N/A  
**Carton:** 29L x 27W x 14H **Cube:** 6.34  
**Options:** N/A **Features:** 1, 4, 7, 8, 9 **Control:** 2-to-1 Synchro Tilt  
**Notes:**  
 Has achieved GREENGUARD Certification

Fabric	List Price
Latte AirGrid® Back and Black Mesh Seat	435.00



- 13-77N1P3** Deluxe AirGrid® Seat and Back Chair with Cantilever Arms
- Overall Size:** 27W x 24D x 41.25H  
**Seat:** 20W x 20D **Back:** 20W x 19H **Seat Range:** 19 - 23.5  
**Arms to Floor:** 25.5 **Weight:** 43 **UPS Weight:** 53 **COM:** N/A  
**Carton:** 29L x 27W x 13H **Cube:** 5.89  
**Options:** N/A **Features:** 1, 4, 7, 8, 9 **Control:** 2-to-1 Synchro Tilt  
**Notes:**  
 Has achieved GREENGUARD Certification

Fabric	List Price
Dark AirGrid® Seat and Back	465.00



- 13-77N9WA** Deluxe AirGrid® Seat and Back Chair with Dual-Function Control, Seat Slider and 2-Way Adjustable Arms
- Overall Size:** 26.5W x 28.25D x 42.5H  
**Seat:** 20W x 20D **Back:** 20W x 19H **Seat Range:** 19 - 23.5  
**Arms to Floor:** 26.25 **Weight:** 43 **UPS Weight:** 53 **COM:** N/A  
**Carton:** 29L x 27W x 13H **Cube:** 5.89  
**Options:** N/A **Features:** 1, 4, 9, 11 **Control:** Dual Function w/Seat Slider  
**Notes:**  
 Has achieved GREENGUARD Certification

Fabric	List Price
Dark AirGrid® Seat and Back	595.00



- 13-77N30D** Deluxe Ergonomic AirGrid® Seat and Back Drafting Chair with Dual Function Control, Adjustable Footring and Nylon Base
- Overall Size:** 20W x 26D x 45H  
**Seat:** 20W x 20D **Back:** 20W x 19H **Seat Range:** 19.5 - 27  
**Arms to Floor:** N/A **Weight:** 40 **UPS Weight:** 55 **COM:** N/A  
**Carton:** 28L x 27W x 14H **Cube:** 6.12  
**Options:** A15 Arms **Features:** 1, 4, 9, 11 **Control:** Dual Function  
**Notes:**  
 Has achieved GREENGUARD Certification

Fabric	List Price
Dark AirGrid® Seat and Back	595.00



213-37N2F3D



★ **213-37N2F3D** Deluxe AirGrid® Back and Padded Mesh Seat Chair with 4-Way Adjustable Flip Arms **Included**  
**Overall Size:** 27.5W x 23.75D x 48.25H  
**Seat:** 20.5W x 19.25D x 3.5T **Back:** 21.25W x 21.25H **Seat Range:** 20 - 27.5  
**Arms to Floor:** 27.75 **Weight:** 46 **UPS Weight:** 53 **COM:** N/A  
**Carton:** 30L x 26W x 13H **Cube:** 5.86  
**Options:** N/A **Features:** 1, 4 **Control:** Pneumatic Seat Height  
**Notes:**  
 Has achieved GREENGUARD Certification

Fabric	List Price
Deluxe AirGrid® Back and Black Mesh Seat	600.00
<b>NEW</b>	



**13-88N1P3** Deluxe Latte AirGrid® Seat and Back Chair with Cantilever Arms

**Overall Size:** 27W x 24D x 41.25H  
**Seat:** 20W x 20D **Back:** 20W x 19H **Seat Range:** 19 - 23.5  
**Arms to Floor:** 25.5 **Weight:** 43 **UPS Weight:** 53 **COM:** N/A  
**Carton:** 29L x 27W x 13H **Cube:** 5.89  
**Options:** N/A **Features:** 1, 4, 7, 8, 9 **Control:** 2-to-1 Synchro Tilt  
**Notes:**  
 Has achieved GREENGUARD Certification

Fabric	List Price
Latte AirGrid® Seat and Back	465.00



★ **13-V22N1WA** Deluxe Chair with Shadow VeraFlex® Back 2-to-1 Synchro Tilt Control and 2-Way Adjustable Arms  
**Overall Size:** 27W x 26.5D x 40H  
**Seat:** 19.5W x 20D x 4T **Back:** 20W x 19H **Seat Range:** 17.75-22.5  
**Arms to Floor:** 25.5 **Weight:** 41 **UPS Weight:** 48 **COM:** N/A  
**Carton:** 27L x 26W x 13H **Cube:** 5.28  
**Options:** N/A **Features:** 1, 4, 7, 8, 9 **Control:** 2-to-1 Synchro Tilt  
**Notes:**  
 Has achieved GREENGUARD Certification

Fabric	List Price
Shadow VeraFlex® Back and Matching Seat	440.00



★ **13-V44N1WA** Deluxe Chair with Charcoal VeraFlex® Back 2-to-1 Synchro Tilt Control and 2-Way Adjustable Arms  
**Overall Size:** 27W x 26.5D x 40H  
**Seat:** 19.5W x 20D x 4T **Back:** 20W x 19H **Seat Range:** 17.75-22.5  
**Arms to Floor:** 25.5 **Weight:** 41 **UPS Weight:** 48 **COM:** N/A  
**Carton:** 27L x 26W x 13H **Cube:** 5.28  
**Options:** N/A **Features:** 1, 4, 7, 8, 9 **Control:** 2-to-1 Synchro Tilt  
**Notes:**  
 Has achieved GREENGUARD Certification

Fabric	List Price
Charcoal VeraFlex® Back and Matching Seat	440.00



★ **13-V66N1WA** Deluxe Chair with Kiwi VeraFlex® Back 2-to-1 Synchro Tilt Control and 2-Way Adjustable Arms  
**Overall Size:** 27W x 26.5D x 40H  
**Seat:** 19.5W x 20D x 4T **Back:** 20W x 19H **Seat Range:** 17.75-22.5  
**Arms to Floor:** 25.5 **Weight:** 41 **UPS Weight:** 48 **COM:** N/A  
**Carton:** 27L x 26W x 13H **Cube:** 5.28  
**Options:** N/A **Features:** 1, 4, 7, 8, 9 **Control:** 2-to-1 Synchro Tilt  
**Notes:**  
 Has achieved GREENGUARD Certification

Fabric	List Price
Kiwi VeraFlex® Back and Matching Seat	440.00



- ★ **13-V77N1WA** Deluxe Chair with Blue Mist VeraFlex® Back 2-to-1 Synchro Tilt Control and 2-Way Adjustable Arms
- Overall Size:** 27W x 26.5D x 40H  
**Seat:** 19.5W x 20D x 4T **Back:** 20W x 19H **Seat Range:** 17.75-22.5  
**Arms to Floor:** 25.5 **Weight:** 41 **UPS Weight:** 48 **COM:** N/A  
**Carton:** 27L x 26W x 13H **Cube:** 5.28  
**Options:** N/A **Features:** 1, 4, 7, 8, 9 **Control:** 2-to-1 Synchro Tilt  
**Notes:**  
 Has achieved GREENGUARD Certification

Fabric	List Price
Blue Mist VeraFlex® Back and Matching Seat	440.00



- ★ **13-V88N1WA** Deluxe Chair with Latte VeraFlex® Back 2-to-1 Synchro Tilt Control and 2-Way Adjustable Arms
- Overall Size:** 27W x 26.5D x 40H  
**Seat:** 19.5W x 20D x 4T **Back:** 20W x 19H **Seat Range:** 17.75-22.5  
**Arms to Floor:** 25.5 **Weight:** 41 **UPS Weight:** 48 **COM:** N/A  
**Carton:** 27L x 26W x 13H **Cube:** 5.28  
**Options:** N/A **Features:** 1, 4, 7, 8, 9 **Control:** 2-to-1 Synchro Tilt  
**Notes:**  
 Has achieved GREENGUARD Certification

Fabric	List Price
Latte VeraFlex® Back and Matching Seat	440.00

## 15 Series



- ★ **15-37A720D** Double AirGrid® Back Drafting Chair with Black Mesh Seat, Adjustable Footring and Gunmetal Finish Base
- Overall Size:** 21.5W x 25.5D x 54.5H  
**Seat:** 21.5W x 20D x 4T **Back:** 20.5W x 22.5H **Seat Range:** 28 - 33  
**Arms to Floor:** N/A **Weight:** 45 **UPS Weight:** 55 **COM:** N/A  
**Carton:** 31L x 26W x 13H **Cube:** 6.06  
**Options:** A27WA Arms **Features:** 1, 4 **Control:** Pneumatic Seat Height  
**Notes:** Big and Tall 325 lbs. Rating **Optional A27WA Arms Available**  
 Has achieved GREENGUARD Certification

Fabric	List Price
Double Dark AirGrid® Back and Black Mesh Seat	595.00

**Big & Tall  
325 lbs.**



- 1587C** Professional AirGrid® Back and Fabric Seat Managers Chair with Adjustable Arms, Adjustable Lumbar and Gunmetal Finish Base
- Overall Size:** 28W x 25.5D x 44.75H  
**Seat:** 19.5W x 19.5D x 4T **Back:** 20.5W x 21.25H **Seat Range:** 18.5-22.5  
**Arms to Floor:** 25.25 **Weight:** 45 **UPS Weight:** 57 **COM:** N/A  
**Carton:** 31L x 27W x 13H **Cube:** 6.29  
**Options:** N/A **Features:** 1, 4, 7, 8, 9 **Control:** 2-to-1 Synchro Tilt  
**Notes:**  
 Has achieved GREENGUARD Certification

Fabric	List Price
-6303 Amazon -6304 Steel -6306 Cornstalk -6315 Rosewood -6342 Indigo -6352 Grape	570.00



- ★ **213-38N1F3** Latte AirGrid® Back and Padded Mesh Seat Chair with Adjustable Arms, 2-to-1 Synchro Tilt, Adjustable Tilt Tension and Nylon Base
- Overall Size:** 26.5W x 25.25D x 43.5H  
**Seat:** 20.5W x 19.25D x 3.5T **Back:** 21.25W x 21.25H **Seat Range:** 18.75 - 23  
**Arms to Floor:** 25.5 **Weight:** 39 **UPS Weight:** 49 **COM:** N/A  
**Carton:** 30L x 26W x 12H **Cube:** 5.41 **Options:** N/A  
**Features:** 1, 4, 7, 8, 9 **Control:** 2-to-1 Synchro Tilt  
**Notes:** REPLACES 18-28N28P  
 Has achieved GREENGUARD Certification

Fabric	List Price
Latte AirGrid® Back and Padded Black Mesh Seat	470.00

**NEW**



213-88N1F3







**213-88N1F3** Latte AirGrid® Seat and Back Chair with 4-Way Adjustable Flip Arms, Built-In Lumbar Support, 2-to-1 Synchro Tilt, Adjustable Tilt Tension and Nylon Base

**Overall Size:** 27.25W x 25D x 43.5H

**Seat:** 21.5W x 19.5D **Back:** 21.25W x 20.75H **Seat Range:** 18.5-22.75

**Arms to Floor:** 26.5 **Weight:** 49 **UPS Weight:** 49 **COM:** N/A

**Carton:** 28L x 26W x 13H **Cube:** 5.47 **Options:** N/A

**Features:** 1, 4, 7, 8, 9 **Control:** 2-to-1 Synchro Tilt

**Notes:** REPLACES 18-88N28P

Has achieved GREENGUARD Certification

**Fabric**

Latte AirGrid®  
Seat and Back

**NEW**

**List Price**

550.00

**New F3  
Flip Arms:**

213-37N2F3D

213-38N1F3

213-88N1F3

213-E37P91F3

32-E3371F3

32-E3371F3HL

327-E36C61F6

327-66C61F6



Flip back



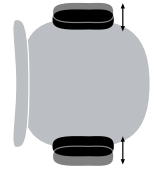
Height adjustable



Arm pad forward



Arm pad backward



Arm pad side



★ **2300** Breathable Mesh Back and Mesh Seat Managers Chair with Adjustable Arms,  
● Adjustable Lumbar and Gunmetal Finish Base

**Overall Size:** 27.25W x 25.75D x 46.25H

**Seat:** 20W x 19.5D x 3T **Back:** 22.5W x 24.5H **Seat Range:** 18.5-22.75

**Arms to Floor:** 25 **Weight:** 48 **UPS Weight:** 50 **COM:** N/A

**Carton:** 31L x 26W x 12H **Cube:** 5.59

**Options:** N/A **Features:** 1, 4, 7, 8, 9 **Control:** 2-to-1 Synchro Tilt

**Notes:**

Has achieved GREENGUARD Certification

**Fabric**

Breathable  
Mesh Back and  
Black Mesh Seat

**List Price**

615.00



**2387C**  
Available in 6  
Colors



\*Not shown: 1587C



★ **2305** Breathable Mesh Back and Mesh Seat Visitors Chair with Adjustable Arms,  
Adjustable Lumbar and Heavy Duty Sled Base

**Overall Size:** 27.25W x 25.5D x 41H

**Seat:** 20W x 19.5D x 3T **Back:** 22.5W x 24.5H **Seat Range:** 19

**Arms to Floor:** 25.75 **Weight:** 43 **UPS Weight:** 59 **COM:** N/A

**Carton:** 28L x 24W x 17H **Cube:** 6.61

**Options:** N/A **Features:** N/A **Control:** N/A

**Notes:**

Has achieved GREENGUARD Certification

**Fabric**

Breathable  
Mesh Back and  
Black Mesh Seat

**List Price**

475.00



**2387C** Professional AirGrid® Back and Fabric Seat Managers Chair with Adjustable Arms, Adjustable Lumbar and Gunmetal Finish Base

**Overall Size:** 27.25W x 25.75D x 46.25H

**Seat:** 20W x 19.5D x 3T **Back:** 22.5W x 24.5H **Seat Range:** 18-22.25

**Arms to Floor:** 25 **Weight:** 48 **UPS Weight:** 49 **COM:** N/A

**Carton:** 30L x 26W x 12H **Cube:** 5.41

**Options:** N/A **Features:** 1, 4, 7, 8, 9 **Control:** 2-to-1 Synchro Tilt

**Notes:**

Has achieved GREENGUARD Certification

### Fabric

-6303 Amazon  
-6304 Steel  
-6306 Cornstalk  
-6315 Rosewood  
-6342 Indigo  
-6352 Grape

### List Price

570.00



★ **2400E** Breathable Mesh Back and Eco Leather Seat Managers Chair with Adjustable Arms, Adjustable Lumbar and Gunmetal Finish Base

**Overall Size:** 27.25W x 25.75D x 46.25H

**Seat:** 20W x 19.5D x 3T **Back:** 22.5W x 24.5H **Seat Range:** 18.5-22.75

**Arms to Floor:** 25 **Weight:** 48 **UPS Weight:** 50 **COM:** N/A

**Carton:** 31L x 26W x 12H **Cube:** 5.59

**Options:** N/A **Features:** 1, 4, 7, 8, 9 **Control:** 2-to-1 Synchro Tilt

**Notes:** 2400E Replaces 2400

Has achieved GREENGUARD Certification

### Fabric

Breathable  
Mesh Back and  
Black Eco Leather  
Seat

### List Price

630.00

**NEW**

**Reduced  
List Price**



★ **2405E** Breathable Mesh Back and Eco Leather Seat Visitors Chair with Adjustable Arms, Adjustable Lumbar and Heavy Duty Sled Base

**Overall Size:** 27.25W x 25.5D x 41H

**Seat:** 20W x 19.5D x 3T **Back:** 22.5W x 24.5H **Seat Range:** 19

**Arms to Floor:** 25.75 **Weight:** 43 **UPS Weight:** 59 **COM:** N/A

**Carton:** 28L x 24W x 17H **Cube:** 6.61

**Options:** N/A **Features:** N/A **Control:** N/A

**Notes:** 2405E Replaces 2405

Has achieved GREENGUARD Certification

### Fabric

Breathable  
Mesh Back  
and Black Eco  
Leather Seat

### List Price

490.00

**NEW**

**Reduced  
List Price**

## 25 Series



★ **25004** Breathable Mesh Back and Mesh Seat Managers Chair with Headrest, Adjustable Arms, Adjustable Lumbar and Gunmetal Finish Base

**Overall Size:** 27W x 27D x 55H

**Seat:** 21.5W x 21D x 4.5T **Back:** 21W x 24H x 2.5T **Seat Range:** 19.75-22.5

**Arms to Floor:** 25.5 **Weight:** 61 **UPS Weight:** 65 **COM:** N/A

**Carton:** 37L x 26W x 13H **Cube:** 7.23

**Options:** N/A **Features:** 1, 4, 6, 7, 8, 9 **Control:** 2-to-1 Synchro Knee Tilt

**Notes:** Revised for 2013

Has achieved GREENGUARD Certification

### Fabric

Breathable  
Mesh Back and  
Black Mesh Seat

### List Price

875.00

## 27 Series



**2787** Professional Breathable Mesh Seat and Back Managers Chair with Adjustable Arms, Adjustable Lumbar and Gunmetal Finish Base

**Overall Size:** 28.5W x 26.25D x 44.75H

**Seat:** 21.5W x 20D x 3.75T **Back:** 20.75W x 24.5H **Seat Range:** 18.25-21

**Arms to Floor:** 27 **Weight:** 58 **UPS Weight:** 63 **COM:** N/A

**Carton:** 32L x 27W x 14H **Cube:** 7.0

**Options:** N/A **Features:** 1, 4, 6, 7, 8, 9 **Control:** 2-to-1 Synchro Knee Tilt

**Notes:**

Has achieved GREENGUARD Certification

### Fabric

Breathable Mesh  
Seat and Back with  
Black Leather Trim

### List Price

995.00



★ **27008** Breathable Mesh Back and Leather Seat Managers Chair with Headrest, Adjustable Arms, Adjustable Lumbar and Gunmetal Finish Base

**Overall Size:** 27W x 27D x 55H

**Seat:** 21.5W x 21D x 4.5T **Back:** 21W x 24H **Seat Range:** 19.75-22.5

**Arms to Floor:** 25.5 **Weight:** 61 **UPS Weight:** 65 **COM:** N/A

**Carton:** 37L x 26W x 13H **Cube:** 7.23

**Options:** N/A **Features:** 1, 4, 6, 7, 8, 9 **Control:** 2-to-1 Synchro Knee Tilt

**Notes:** Revised for 2013

Has achieved GREENGUARD Certification

### Fabric

Breathable  
Mesh Back and  
Black Leather Seat  
with Black  
Leather Trim

### List Price

995.00

★ NJ In Stock

● GA In Stock

## 27, 32 & 36 Series



**27876** Professional Breathable Mesh Seat and Back Managers Chair with Headrest, Adjustable Arms, Adjustable Lumbar and Gunmetal Finish Base

**Overall Size:** 28.5W x 26.25D x 53.75H

**Seat:** 21.5W x 20D x 3.75T **Back:** 20.7W x 34H **Seat Range:** 18.25-21

**Arms to Floor:** 27 **Weight:** 61 **UPS Weight:** 65 **COM:** N/A

**Carton:** 37L x 26W x 13H **Cube:** 7.23

**Options:** N/A **Features:** 1, 4, 6, 7, 8, 9 **Control:** 2-to-1 Synchro Knee Tilt

**Notes:**

Has achieved GREENGUARD Certification

### Fabric

Breathable Mesh  
Seat and Back with  
Black Leather Trim

### List Price

1095.00

## 32 Series



★ **32-E3371F3** Eco Leather Seat and Back Managers Chair with 4-Way Adjustable Flip Arms and Gunmetal Finish Base

**Overall Size:** 27.25W x 27.25D x 45.5H

**Seat:** 20.5W x 19D x 3.5T **Back:** 20.5W x 23.25H x 1.5T **Seat Range:** 19 -23.25

**Arms to Floor:** 26.25 **Weight:** 45 **UPS Weight:** 60 **COM:** N/A

**Carton:** 32L x 26W x 14H **Cube:** 6.74

**Options:** N/A **Features:** 1, 4, 7, 8, 9 **Control:** 2-to-1 Synchro Tilt

**Notes:** REPLACES 2900

Has achieved GREENGUARD Certification

### Fabric

Black Eco Leather  
Seat and Back

### List Price

600.00

**NEW**



★ **32-E3371F3HL** Eco Leather Seat and Back Managers Chair with Headrest, 4-Way Adjustable Flip Arms and Gunmetal Finish Base

**Overall Size:** 27.25W x 27.25D x 56H

**Seat:** 20.5W x 19D x 3.5T **Back:** 20.5W x 23.25H x 1.5T **Seat Range:** 18.5-22.75

**Arms to Floor:** 26.25 **Weight:** 49 **UPS Weight:** 70 **COM:** N/A

**Carton:** 37L x 26W x 14H **Cube:** 7.79

**Options:** N/A **Features:** 1, 4, 7, 8, 9 **Control:** 2-to-1 Synchro Tilt

**Notes:** REPLACES 29008

Has achieved GREENGUARD Certification

### Fabric

Black Eco Leather  
Seat and Back

### List Price

700.00

**NEW**



**32-E33P918P** Black Eco Leather Seat and Back Managers Chair with Adjustable Arms and Polished Aluminum Finish Base

**Overall Size:** 27.75W x 29D x 45.75H

**Seat:** 19.5W x 20D x 4T **Back:** 21W x 22H x 2.5T **Seat Range:** 17.75-22.25

**Arms to Floor:** 24.5 **Weight:** 47 **UPS Weight:** 55 **COM:** N/A

**Carton:** 31L x 26W x 13H **Cube:** 6.06

**Options:** N/A **Features:** 1, 4, 7, 8, 9 **Control:** 2-to-1 Synchro Tilt

**Notes:** REPLACES 32-44P918P

Has achieved GREENGUARD Certification

### Fabric

Black Eco Leather  
Seat and Back

### List Price

625.00

**NEW**



**32-E33P918PHL** Black Eco Leather Seat and Back Managers Chair with Adjustable Headrest, Adjustable Arms and Polished Aluminum Finish Base

**Overall Size:** 27.75W x 29D x 56H

**Seat:** 19.5W x 20D x 4T **Back:** 21W x 22H **Seat Range:** 17.75-22.25

**Arms to Floor:** 25 **Weight:** 53 **UPS Weight:** 59 **COM:** N/A

**Carton:** 31L x 26W x 14H **Cube:** 6.53

**Options:** N/A **Features:** 1, 4, 7, 8, 9 **Control:** 2-to-1 Synchro Tilt

**Notes:** REPLACES 32-44P918PHL

Has achieved GREENGUARD Certification

### Fabric

Black Eco Leather  
Seat and Back

### List Price

725.00

**NEW**

## 36 Series



★ **3680** Light AirGrid® Managers Chair with Black Top Grain Leather Seat, Adjustable Lumbar and Platinum Finish Base

**Overall Size:** 27.5W x 27D x 44H

**Seat:** 20W x 20D x 4T **Back:** 21W x 22H **Seat Range:** 18-22.5

**Arms to Floor:** 26 **Weight:** 48 **UPS Weight:** 56 **COM:** N/A

**Carton:** 32L x 26W x 13H **Cube:** 6.25

**Options:** N/A **Features:** 1, 4, 7, 8, 9 **Control:** 2-to-1 Synchro Tilt

**Notes:**

Has achieved GREENGUARD Certification

### Fabric

AirGrid® Back  
and Black  
Top Grain Leather  
Seat and Trim

### List Price

850.00



**3685** Light AirGrid® Visitors Chair with Black Top Grain Leather Seat, Adjustable Lumbar, and Platinum Finish Sled Base

**Overall Size:** 27.5W x 27D x 40.25H

**Seat:** 20W x 20D x 4T **Back:** 21W x 22H **Seat Range:** 18.75

**Arms to Floor:** 27 **Weight:** 52 **UPS Weight:** 59 **COM:** N/A

**Carton:** 31L x 23W x 16H **Cube:** 6.60

**Options:** N/A **Features:** N/A **Control:** N/A

**Notes:**

Has achieved GREENGUARD Certification

### Fabric

Light AirGrid® Back and Black Top Grain Leather Seat and Trim

### List Price

615.00



★ **36806** Light AirGrid® Back Managers Chair with Black Top Grain Leather Seat, Adjustable Headrest, Adjustable Lumbar and Platinum Finish Base

**Overall Size:** 27.5W x 27D x 54.5H

**Seat:** 20W x 20D x 4T **Back:** 21W x 22H **Seat Range:** 18-22.5

**Arms to Floor:** 26 **Weight:** 58 **UPS Weight:** 67 **COM:** N/A

**Carton:** 38L x 26W x 13H **Cube:** 7.43

**Options:** N/A **Features:** 1, 4, 7, 8, 9 **Control:** 2-to-1 Synchro Tilt

**Notes:**

Has achieved GREENGUARD Certification

### Fabric

Light AirGrid® Back and Black Top Grain Leather Seat and Trim

### List Price

950.00



327-66C61F6



★ **327-E36C61F6** Light Air Grid® Back Chair with Padded Eco Leather Seat, 4-Way Adjustable Flip Arms, Optional Headrest and Platinum Coated Base

**Overall Size:** 27.5W x 26.5D x 44.75H

**Seat:** 20.5W x 19D x 3.5T **Back:** 20W x 22.5H **Seat Range:** 19 - 23

**Arms to Floor:** 26.25 **Weight:** 45 **UPS Weight:** 56 **COM:** N/A

**Carton:** 32L x 26W x 13H **Cube:** 6.25

**Options:** N/A **Features:** 1, 4, 7, 8, 9 **Control:** 2-to-1 Synchro Tilt

**Notes:** Optional Headrest EHRL006

Has achieved GREENGUARD Certification

### Fabric

Light Air Grid® Back and Black Eco Leather Seat

### List Price

695.00

**NEW**



★ **327-66C61F6** Light Air Grid® Seat and Back Chair with 4-Way Adjustable Flip Arms, Optional Headrest and Platinum Coated Base

**Overall Size:** 27.5W x 26.5D x 44.75H

**Seat:** 20.5W x 19D **Back:** 20W x 22.5H **Seat Range:** 18.25 - 22.25

**Arms to Floor:** 26.25 **Weight:** 46 **UPS Weight:** 60 **COM:** N/A

**Carton:** 32L x 26W x 14H **Cube:** 6.74

**Options:** N/A **Features:** 1, 4, 7, 8, 9 **Control:** 2-to-1 Synchro Tilt

**Notes:** Optional Headrest EHRL006

Has achieved GREENGUARD Certification

### Fabric

Light Air Grid® Seat and Back

### List Price

765.00

**NEW**



## 37 & 55 Series



**327-E36C61F6HL** Light Air Grid® Back Chair with Padded Eco Leather Seat, 4-Way Adjustable Flip Arms, Adjustable Headrest and Platinum Coated Base

**Overall Size:** 27.5W x 26.5D x 57H

**Seat:** 20.5W x 19D x 3.5T **Back:** 20W x 22.5H **Seat Range:** 19 - 23

**Arms to Floor:** 26.25 **Weight:** 45 **UPS Weight:** 60 **COM:** N/A

**Carton:** 32L x 26W x 13H **Cube:** 6.74

**Options:** N/A **Features:** 1, 4, 7, 8, 9 **Control:** 2-to-1 Synchro Tilt

**Notes:**

Has achieved GREENGUARD Certification

### Fabric

Light Air Grid®  
Back and Black  
Eco Leather Seat

**NEW**

### List Price

785.00



**327-66C61F6HL** Light Air Grid® Seat and Back Chair with 4-Way Adjustable Flip Arms, Adjustable Headrest and Platinum Coated Base

**Overall Size:** 27.5W x 26.5D x 57H

**Seat:** 20.5W x 19D **Back:** 20W x 22.5H **Seat Range:** 18.25 - 22.25

**Arms to Floor:** 26.25 **Weight:** 46 **UPS Weight:** 60 **COM:** N/A

**Carton:** 32L x 26W x 14H **Cube:** 6.74

**Options:** N/A **Features:** 1, 4, 7, 8, 9 **Control:** 2-to-1 Synchro Tilt

**Notes:**

Has achieved GREENGUARD Certification

### Fabric

Light Air Grid®  
Seat and Back

**NEW**

### List Price

855.00

## 37 Series



**37-33N1A7U** Professional Black Mesh Executive Chair with Soft PU Padded Adjustable Arms and Deluxe Nylon Base

**Overall Size:** 26.25W x 29.5D x 44.5H

**Seat:** 20.75W x 20.75D x 3T **Back:** 21.5W x 29.5H **Seat Range:** 18 - 22.25

**Arms to Floor:** 26 **Weight:** 48 **UPS Weight:** 61 **COM:** N/A

**Carton:** 32L x 26W x 14H **Cube:** 6.74

**Options:** N/A **Features:** 1, 4, 7, 8, 9 **Control:** 2-to-1 Synchro Tilt

**Notes:**

Has achieved GREENGUARD Certification

### Fabric

Black Mesh  
Seat and Back

### List Price

550.00

## 55 Series



**55-7N17** Professional AirGrid® Back Managers Chair with Custom Fabric Seat, Adjustable Arms and Angled Nylon Base

**Overall Size:** 27W x 26.5D x 42H

**Seat:** 20.5W x 19.5D x 3.5T **Back:** 20.5W x 19H **Seat Range:** 18.75-23

**Arms to Floor:** 25.5 **Weight:** 40 **UPS Weight:** 53 **COM:** 1 yd

**Carton:** 29L x 27W x 13H **Cube:** 5.89

**Options:** N/A **Features:** 1, 4, 7, 8, 9 **Control:** 2-to-1 Synchro Tilt

**Notes:**

Has achieved GREENGUARD Certification

### Fabric

Dark AirGrid® Back  
and Custom Fabric  
Seat

A

B

C

R

### List Price

395.00

410.00

430.00

460.00



**55-7V30** Professional AirGrid® Back Visitors Chair with Custom Fabric Seat, Fixed Arms and Sled Base

**Overall Size:** 26.5W x 26.5D x 37.25H

**Seat:** 20.5W x 19.5D x 3T **Back:** 20.5W x 20H **Seat Range:** 19

**Arms to Floor:** 25.75 **Weight:** 40 **UPS Weight:** 49 **COM:** 1 yd

**Carton:** 28L x 26W x 13H **Cube:** 5.47

**Options:** N/A **Features:** N/A **Control:** N/A

**Notes:**

Has achieved GREENGUARD Certification

### Fabric

Dark AirGrid® Back  
and Custom Fabric  
Seat

A

B

C

R

### List Price

355.00

370.00

390.00

420.00



★ **55-38N17** Latte AirGrid® Back Deluxe Task Chair with Black Mesh Seat, Adjustable Angled Arms and Angled Nylon Base

**Overall Size:** 27W x 26.5D x 42H

**Seat:** 20.5W x 19.5D x 3.5T **Back:** 20.5W x 19H **Seat Range:** 18.75-23

**Arms to Floor:** 25.5 **Weight:** 41 **UPS Weight:** 49 **COM:** N/A

**Carton:** 28L x 26W x 13H **Cube:** 5.47

**Options:** N/A **Features:** 1, 4, 7, 8, 9 **Control:** 2-to-1 Synchro Tilt

**Notes:**

Has achieved GREENGUARD Certification

### Fabric

Latte AirGrid®  
Back and Black  
Mesh Seat

### List Price

375.00



- ★ **55-88N15** Latte AirGrid® Seat and Back Deluxe Task Chair with Adjustable Angled Arms and Angled Nylon Base
- Overall Size:** 27W x 26.5D x 42H  
**Seat:** 20.5W x 19.5D **Back:** 20.5W x 18.5H **Seat Range:** 18-22.25  
**Arms to Floor:** 25.5 **Weight:** 40 **UPS Weight:** 49 **COM:** N/A  
**Carton:** 28L x 26W x 13H **Cube:** 5.47  
**Options:** N/A **Features:** 1, 4, 7, 8, 9 **Control:** 2-to-1 Synchro Tilt  
**Notes:**  
 Has achieved GREENGUARD Certification

Fabric	List Price
Latte AirGrid® Seat and Back	440.00



- ★ **55-M22N17** Shadow AirGrid® Back and Shadow Mesh Seat, Adjustable Angled Arms and Angled Nylon Base
- Overall Size:** 27W x 26.5D x 42H  
**Seat:** 20.5W x 19.5D x 3.5T **Back:** 20.5W x 18.5H **Seat Range:** 18.75-23  
**Arms to Floor:** 25.5 **Weight:** 40 **UPS Weight:** 49 **COM:** N/A  
**Carton:** 28L x 26W x 13H **Cube:** 5.47  
**Options:** N/A **Features:** 1, 4, 7, 8, 9 **Control:** 2-to-1 Synchro Tilt  
**Notes:**  
 Has achieved GREENGUARD Certification

Fabric	List Price
Shadow AirGrid® Back and Shadow Mesh Seat	375.00



- ★ **5500®** AirGrid® Back and Black Mesh Seat, Adjustable Angled Arms and Angled Nylon Base
- Overall Size:** 26.5W x 25.25D x 42H  
**Seat:** 20.5W x 19.5D x 3.5T **Back:** 20.5W x 18.5H **Seat Range:** 18.75-23  
**Arms to Floor:** 25.5 **Weight:** 40 **UPS Weight:** 49 **COM:** N/A  
**Carton:** 28L x 26W x 13H **Cube:** 5.47  
**Options:** N/A **Features:** 1, 4, 7, 8, 9 **Control:** 2-to-1 Synchro Tilt  
**Notes:**  
 Has achieved GREENGUARD Certification



Fabric	List Price
Dark AirGrid® Back & Black Mesh Seat	375.00
Fun Colors	375.00



- ★ **5500V** Black Vinyl Over AirGrid® Back and Black Vinyl Seat, Adjustable Angled Arms and Angled Nylon Base
- Overall Size:** 26.5W x 25.25D x 42H  
**Seat:** 20.5W x 19.5D x 3.5T **Back:** 20.5W x 18.5H **Seat Range:** 18.75-23  
**Arms to Floor:** 25.5 **Weight:** 40 **UPS Weight:** 49 **COM:** N/A  
**Carton:** 28L x 26W x 13H **Cube:** 5.47  
**Options:** N/A **Features:** 1, 4, 7, 8, 9 **Control:** 2-to-1 Synchro Tilt  
**Notes:**  
 Has achieved GREENGUARD Certification

Fabric	List Price
Black Vinyl Over AirGrid® Back and Black Vinyl Seat	375.00



- ★ **5505** Professional AirGrid® Back Visitors Chair with Black Mesh Seat, Fixed Arms and Sled Base
- Overall Size:** 24.5W x 25.5D x 37.25H  
**Seat:** 20.5W x 19.5D x 3T **Back:** 20.5W x 18.5H **Seat Range:** 19  
**Arms to Floor:** 25.5 **Weight:** 40 **UPS Weight:** 54 **COM:** N/A  
**Carton:** 27L x 24W x 16H **Cube:** 6.0  
**Options:** N/A **Features:** N/A **Control:** N/A  
**Notes:**  
 Has achieved GREENGUARD Certification



Fabric	List Price
Dark AirGrid® Back & Black Mesh Seat	340.00
Fun Colors	340.00



- 55-38V30** Professional Latte AirGrid® Back Visitors Chair with Black Mesh Seat, Fixed Arms and Sled Base
- Overall Size:** 24.5W x 25.5D x 37.25H  
**Seat:** 20.5W x 19.5D x 3T **Back:** 20.5W x 18.5H **Seat Range:** 19  
**Arms to Floor:** 25.5 **Weight:** 40 **UPS Weight:** 54 **COM:** N/A  
**Carton:** 27L x 24W x 16H **Cube:** 6.0  
**Options:** N/A **Features:** N/A **Control:** N/A  
**Notes:**  
 Has achieved GREENGUARD Certification

Fabric	List Price
Latte AirGrid® Back and Black Mesh Seat	340.00

## 55 & 57 Series



- ★ **5540** AirGrid® Back and Mesh Seat Managers Chair with Adjustable Angled Arms, Adjustable Lumbar and Angled Nylon Base
- **Overall Size:** 27.5W x 28.5D x 46H  
**Seat:** 21.75W x 19.5D x 4.25T **Back:** 20.5W x 32.75H **Seat Range:** 19-23.25  
**Arms to Floor:** 25.5 **Weight:** 48 **UPS Weight:** 65 **COM:** N/A  
**Carton:** 37L x 26W x 13H **Cube:** 7.23  
**Options:** HRM003 **Features:** 1, 4, 7, 8, 9 **Control:** 2-to-1 Synchro Tilt  
**Notes:**  
Has achieved GREENGUARD Certification

Fabric	List Price
Dark AirGrid® Back and Black Mesh Seat and Trim	500.00



- ★ **5560** AirGrid® Seat and Back Task Chair with Adjustable Angled Arms and Angled Nylon Base
- **Overall Size:** 26.75W x 26.5D x 42H  
**Seat:** 20.5W x 21D **Back:** 20.5W x 18.5H **Seat Range:** 18-22.25  
**Arms to Floor:** 25.5 **Weight:** 40 **UPS Weight:** 49 **COM:** N/A  
**Carton:** 28L x 26W x 13H **Cube:** 5.47  
**Options:** N/A **Features:** 1, 4, 7, 8, 9 **Control:** 2-to-1 Synchro Tilt  
**Notes:**  
Has achieved GREENGUARD Certification

Fabric	List Price
Dark AirGrid® Seat and Back	440.00



- 5565** AirGrid® Seat and Back Visitors Chair with Adjustable Angled Arms and Sled Base
- Overall Size:** 26.5W x 27D x 37.25H  
**Seat:** 20.5W x 21D **Back:** 20.5W x 18.5H **Seat Range:** 18.25  
**Arms to Floor:** 26 **Weight:** 40 **UPS Weight:** 56 **COM:** N/A  
**Carton:** 28L x 24W x 16H **Cube:** 6.22  
**Options:** N/A **Features:** N/A **Control:** N/A  
**Notes:**  
Has achieved GREENGUARD Certification

Fabric	List Price
Dark AirGrid® Seat and Back	390.00



- ★ **55403** AirGrid® Back and Mesh Seat Managers Chair with Adjustable Headrest, Adjustable Angled Arms, Adjustable Lumbar and Angled Nylon Base
- **Overall Size:** 27.5W x 28.5D x 56.25H  
**Seat:** 21.75W x 19.5D x 4.25T **Back:** 20.5W x 32.75H **Seat Range:** 19-23.25  
**Arms to Floor:** 25.5 **Weight:** 48 **UPS Weight:** 65 **COM:** N/A  
**Carton:** 37L x 26W x 13H **Cube:** 7.23  
**Options:** N/A **Features:** 1, 4, 7, 8, 9 **Control:** 2-to-1 Synchro Tilt  
**Notes:**  
Has achieved GREENGUARD Certification

Fabric	List Price
Dark AirGrid® Back and Black Mesh Seat and Trim	595.00

## 57 Series



- ★ **5700E®** AirGrid® Back and Black Eco Leather Seat, Adjustable Angled Arms and Angled Nylon Base
- **Overall Size:** 26.5W x 25.25D x 42H  
**Seat:** 20.5W x 19.5D x 3.5T **Back:** 20.5W x 18.5H **Seat Range:** 18.75-23  
**Arms to Floor:** 25.5 **Weight:** 40 **UPS Weight:** 51 **COM:** N/A  
**Carton:** 28L x 27W x 13H **Cube:** 5.68  
**Options:** N/A **Features:** 1, 4, 7, 8, 9 **Control:** 2-to-1 Synchro Tilt  
**Notes:** REPLACES 5700®  
Has achieved GREENGUARD Certification

Fabric	List Price
Dark AirGrid® Back and Black Eco Leather Seat	385.00
	<b>Reduced List Price</b>



- ★ **5705E** Professional AirGrid® Back Visitors Chair with Eco Leather Seat, Fixed Arms and Sled Base
- Overall Size:** 24.5W x 25.5D x 37.25H  
**Seat:** 20.5W x 19.5D x 3T **Back:** 20.5W x 18.5H **Seat Range:** 19  
**Arms to Floor:** 25.75 **Weight:** 40 **UPS Weight:** 54 **COM:** N/A  
**Carton:** 27L x 24W x 16H **Cube:** 6.0  
**Options:** N/A **Features:** N/A **Control:** N/A  
**Notes:** REPLACES 5705  
Has achieved GREENGUARD Certification

Fabric	List Price
Dark AirGrid® Back and Black Eco Leather Seat	350.00
	<b>Reduced List Price</b>





- ★ **57906E** AirGrid® Back and Eco Leather Seat Managers Chair with Adjustable Headrest,  
 ● Adjustable Angled Arms, Adjustable Lumbar and Angled Nylon Base
- Overall Size:** 27.5W x 28.5D x 56.25H  
**Seat:** 21.75W x 19.5D x 4.25T **Back:** 20.5W x 32.75H **Seat Range:** 19-23.25  
**Arms to Floor:** 25.5 **Weight:** 48 **UPS Weight:** 67 **COM:** N/A  
**Carton:** 37L x 27W x 12H **Cube:** 6.93  
**Options:** N/A **Features:** 1, 4, 7, 8, 9 **Control:** 2-to-1 Synchro Tilt  
**Notes:** **REPLACES** 57906  
 Has achieved GREENGUARD Certification

Fabric	List Price
Dark AirGrid® Back & Black Eco Leather Seat & Trim	670.00
<b>Reduced List Price</b>	

## 213 Series



- ★ **213-E37P91F3** AirGrid® Back and Padded Eco Leather Seat with 4-Way Adjustable  
 Flip Arms, Built-In Lumbar Support and Polished Aluminum Base
- Overall Size:** 27.5W x 23.75D x 42.5H  
**Seat:** 20W x 19.5D x 2.5T **Back:** 21W x 21.25H **Seat Range:** 18.25-22.25  
**Arms to Floor:** 25.75 **Weight:** 41 **UPS Weight:** 56 **COM:** N/A  
**Carton:** 32L x 26W x 13H **Cube:** 6.25  
**Options:** N/A **Features:** 1, 4, 7, 8, 9 **Control:** 2-to-1 Synchro Tilt  
**Notes:** **REPLACES** 58-47P918P  
 Has achieved GREENGUARD Certification

Fabric	List Price
AirGrid® Back and Padded Eco Leather Seat	550.00
<b>NEW</b>	

## 62 Series



- 6216** Deluxe AirGrid® Back and Seat Managers Chair with Adjustable Arms, Adjustable  
 Lumbar and Gunmetal Finish Base
- Overall Size:** 28.5W x 27D x 44.5H  
**Seat:** 21.75W x 20.5D **Back:** 21.5W x 24H **Seat Range:** 17.5-21.75  
**Arms to Floor:** 27 **Weight:** 51 **UPS Weight:** 51 **COM:** N/A  
**Carton:** 32L x 26W x 11H **Cube:** 5.29  
**Options:** N/A **Features:** 1, 4, 7, 8, 9 **Control:** 2-to-1 Synchro Tilt  
**Notes:**  
 Has achieved GREENGUARD Certification

Fabric	List Price
Dark AirGrid® Seat and Back	775.00



- 6236** Dual Function AirGrid® Seat and Back Managers Chair with Adjustable Arms,  
 Adjustable Lumbar and Gunmetal Finish Base
- Overall Size:** 28.5W x 27D x 44.5H  
**Seat:** 21.75W x 20.5D **Back:** 21.5W x 24H **Seat Range:** 18.25-22.5  
**Arms to Floor:** 27 **Weight:** 57 **UPS Weight:** 57 **COM:** N/A  
**Carton:** 32L x 26W x 11H **Cube:** 5.29  
**Options:** N/A **Features:** 1, 4, 8, 9, 11 **Control:** Dual Function  
**Notes:**  
 Has achieved GREENGUARD Certification

Fabric	List Price
Dark AirGrid® Seat and Back	825.00



- 63-37A773HM** Dual Layer AirGrid® Back and Black Mesh Seat, Adjustable Headrest,  
 2-Way Adjustable Arms, Adjustable Lumbar and Gunmetal Finish Base
- Overall Size:** 30W x 27.25D x 55.5H  
**Seat:** 22W x 21D x 4T **Back:** 21.25W x 23H **Seat Range:** 18.75-21.75  
**Arms to Floor:** 24.25 **Weight:** 66 **UPS Weight:** 66 **COM:** N/A  
**Carton:** 37L x 26W x 13H **Cube:** 7.23 **Options:** N/A  
**Features:** 1, 4, 6, 8, 9 **Control:** Mid Pivot Knee Tilt  
**Notes:**  
 Has achieved GREENGUARD Certification **Big & Tall 400 lbs.**

Fabric	List Price
Dark AirGrid® Back and Black Mesh Seat and Trim	995.00

## 67 Series



- ★ **67-E36N69R5** Light AirGrid® Back and Eco Leather Seat Managers Chair with Flip  
 ● Arms, 4 Multi Function Lever and Angled Nylon Base
- Overall Size:** 27.75W x 24.75D x 44H  
**Seat:** 20.5W x 19D x 3.5T **Back:** 19W x 20.75H **Seat Range:** 19-23.5  
**Arms to Floor:** 28 **Weight:** 46 **UPS Weight:** 49 **COM:** N/A  
**Carton:** 28L x 26W x 13H **Cube:** 5.47  
**Options:** N/A **Features:** 1, 3, 4, 9, 13 **Control:** Multi-Function with Seat Slider  
**Notes:**  
 Has achieved GREENGUARD Certification **Seat Slider**

Fabric	List Price
Light AirGrid® Back and Black Eco Leather Seat	550.00

## 67 & 68 Series



- ★ **67-66N69R5** Light AirGrid® Back and Seat Managers Chair with Flip Arms, 4 Multi Function Lever and Angled Platinum Finished Nylon Base
- Overall Size:** 27.75W x 24.75D x 43.25H  
**Seat:** 20W x 20D **Back:** 19W x 19.5H **Seat Range:** 19.25-23.5  
**Arms to Floor:** 27.5 **Weight:** 47 **UPS Weight:** 49 **COM:** N/A  
**Carton:** 28L x 26W x 13H **Cube:** 5.47  
**Options:** N/A **Features:** 1, 3, 4, 9, 13 **Control:** Multi-Function with Seat Slider  
**Notes:**  
 Has achieved GREENGUARD Certification **Seat Slider**

Fabric	List Price
Light AirGrid® Back and Seat	595.00



- ★ **67-37N9G5** Dark AirGrid® Back and Black Mesh Seat Managers Chair with Flip Arms, 4 Multi Function Lever and Angled Nylon Base
- Overall Size:** 28W x 24.75D x 43.5H  
**Seat:** 20.5W x 19D x 4T **Back:** 19W x 20.75H **Seat Range:** 19.25-23.5  
**Arms to Floor:** 27.75 **Weight:** 46 **UPS Weight:** 49 **COM:** N/A  
**Carton:** 28L x 26W x 13H **Cube:** 5.47  
**Options:** N/A **Features:** 1, 3, 4, 9, 13 **Control:** Multi-Function with Seat Slider  
**Notes:**  
 Has achieved GREENGUARD Certification **Seat Slider**

Fabric	List Price
Dark AirGrid® Back and Black Mesh Seat	550.00



- ★ **67-77N9G5** Dark AirGrid® Back and Seat Managers Chair with Flip Arms, 4 Multi Function Lever and Angled Nylon Base
- Overall Size:** 27.25W x 25.55D x 43H  
**Seat:** 20W x 20D **Back:** 19W x 19.5H **Seat Range:** 19.25-23.5  
**Arms to Floor:** 27.5 **Weight:** 47 **UPS Weight:** 49 **COM:** N/A  
**Carton:** 28L x 26W x 13H **Cube:** 5.47  
**Options:** N/A **Features:** 1, 3, 4, 9, 13 **Control:** Multi-Function with Seat Slider  
**Notes:**  
 Has achieved GREENGUARD Certification **Seat Slider**

Fabric	List Price
Dark AirGrid® Back and Seat	595.00



- ★ **67-E36N61R5** Light AirGrid® Back and Black Eco Leather Seat Managers Chair with 2-to-1 Synchro Tilt, Flip Arms and Angled Platinum Finished Nylon Base
- Overall Size:** 27.75W x 24D x 42.5H  
**Seat:** 20.5W x 19D x 3.5T **Back:** 19W x 20.75H **Seat Range:** 18.75-23  
**Arms to Floor:** 27.25 **Weight:** 42 **UPS Weight:** 49 **COM:** N/A  
**Carton:** 28L x 26W x 13H **Cube:** 5.47  
**Options:** N/A **Features:** 1, 4, 7, 8, 9 **Control:** 2-to-1 Synchro Tilt  
**Notes:**  
 Has achieved GREENGUARD Certification

Fabric	List Price
Light AirGrid® Back and Black Eco Leather Seat	490.00



- ★ **67-37N1G5** Dark AirGrid® Back and Mesh Seat Managers Chair with 2-to-1 Synchro Tilt, Flip Arms and Angled Nylon Base
- Overall Size:** 28W x 25D x 42.5H  
**Seat:** 20.5W x 19D x 4T **Back:** 19W x 20.75H **Seat Range:** 18.75-23  
**Arms to Floor:** 27 **Weight:** 42 **UPS Weight:** 49 **COM:** N/A  
**Carton:** 28L x 26W x 13H **Cube:** 5.47  
**Options:** N/A **Features:** 1, 4, 7, 8, 9 **Control:** 2-to-1 Synchro Tilt  
**Notes:**  
 Has achieved GREENGUARD Certification

Fabric	List Price
Dark AirGrid® Back and Mesh Seat	490.00

## 68 Series



- 68-50764** Breathable Mesh Back and Layered Leather Seat, 4-Way Adjustable Arms, Seat Slider, Dual-Function Control and Gunmetal Finish Base
- Overall Size:** 28W x 27D x 41H  
**Seat:** 21.5W x 21D x 4.5T **Back:** 21.5W x 22H **Seat Range:** 18-21.25  
**Arms to Floor:** 25.25 **Weight:** 60 **UPS Weight:** 65 **COM:** N/A  
**Carton:** 32L x 26W x 15H **Cube:** 7.22  
**Options:** N/A **Features:** 1, 2, 3, 4, 8, 11 **Control:** Dual-Function w/Seat Slider  
**Notes:**  
 Has achieved GREENGUARD Certification

Fabric	List Price
Breathable Mesh Back and Layered Black Leather Seat	950.00

★ NJ In Stock

● GA In Stock



**6806** Professional Dual Function AirGrid® Back and Black Mesh Seat Managers Chair with Adjustable Arms, Adjustable Lumbar and Gunmetal Finish Base

**Overall Size:** 28.25W x 30.25D x 44.75H

**Seat:** 21.5W x 21D x 4.5T **Back:** 21.5W x 24H **Seat Range:** 18.25-22.5

**Arms to Floor:** 27.25 **Weight:** 57 **UPS Weight:** 61 **COM:** N/A

**Carton:** 32L x 26W x 14H **Cube:** 6.74

**Options:** N/A **Features:** 1, 4, 8, 9, 11 **Control:** Dual Function

**Notes:**

Has achieved GREENGUARD Certification

Fabric	List Price
Dark AirGrid® Back and Mesh Seat	800.00



★ **6876** Professional Dual Function AirGrid® Back and Leather Seat Managers Chair with Adjustable Arms, Adjustable Lumbar and Gunmetal Finish Base

**Overall Size:** 28.25W x 30.25D x 44.75H

**Seat:** 21.5W x 21D x 4.5T **Back:** 21.5W x 24H **Seat Range:** 18.25-22.5

**Arms to Floor:** 27.25 **Weight:** 57 **UPS Weight:** 61 **COM:** N/A

**Carton:** 32L x 26W x 14H **Cube:** 6.74

**Options:** N/A **Features:** 1, 4, 8, 9, 11 **Control:** Dual Function

**Notes:**

Has achieved GREENGUARD Certification

Fabric	List Price
Dark AirGrid® Back and Leather Seat	875.00

## 75 Series



**75-7A773** Dual Layer AirGrid® Back and Custom Fabric Seat Ergonomic Chair with Adjustable Lumbar, 2-Way Adjustable Arms and Gunmetal Finish Base

**Overall Size:** 30.25W x 28.75D x 44.5H

**Seat:** 22W x 21D x 4.25T **Back:** 20.75W x 22.5H **Seat Range:** 19-22

**Arms to Floor:** 25.5 **Weight:** 62 **UPS Weight:** 62 **COM:** 1 yds

**Carton:** 28L x 27W x 14H **Cube:** 6.12

**Options:** N/A **Features:** 1, 4, 6, 8, 9 **Control:** Mid Pivot Knee Tilt

**Notes:**

Has achieved GREENGUARD Certification

**Big & Tall 400 lbs.**



Fabric	List Price
Dual Layer Dark AirGrid® Back and Custom Fabric Seat	
A	900.00
B	950.00
C	985.00
R	1050.00



★ **75-37A773** Dual Layer AirGrid® Back and Black Mesh Seat Ergonomic Chair with Adjustable Lumbar, 2-Way Adjustable Arms and Gunmetal Finish Base

**Overall Size:** 30.25W x 28.75D x 44.5H

**Seat:** 22W x 21D x 4.25T **Back:** 20.75W x 22.25H **Seat Range:** 19-22

**Arms to Floor:** 25.5 **Weight:** 62 **UPS Weight:** 62 **COM:** N/A

**Carton:** 28L x 27W x 14H **Cube:** 6.12

**Options:** N/A **Features:** 1, 4, 6, 8, 9 **Control:** Mid Pivot Knee Tilt

**Notes:**

Has achieved GREENGUARD Certification

**Big & Tall 400 lbs.**

Fabric	List Price
Dual Layer Dark AirGrid® Back and Black Mesh Seat	850.00



★ **75-47A773** Dual Layer AirGrid® Back and Black Leather Seat Ergonomic Chair with Adjustable Lumbar, 2-Way Adjustable Arms and Gunmetal Finish Base

**Overall Size:** 30.25W x 28.75D x 44.5H

**Seat:** 22W x 21D x 4.25T **Back:** 20.75W x 22.25H **Seat Range:** 19-22

**Arms to Floor:** 25.5 **Weight:** 62 **UPS Weight:** 62 **COM:** N/A

**Carton:** 28L x 27W x 14H **Cube:** 6.12

**Options:** N/A **Features:** 1, 4, 6, 8, 9 **Control:** Mid Pivot Knee Tilt

**Notes:**

Has achieved GREENGUARD Certification

**Big & Tall 400 lbs.**

Fabric	List Price
Dual Layer Dark AirGrid® Back and Black Leather Seat	925.00



**81-V47N18P** Dark AirGrid® Back and Charcoal VeraFlex® Seat Managers Chair with Adjustable Arms and Angled Nylon Base

**Overall Size:** 26.75W x 25.5D x 40.5H

**Seat:** 20W x 19.75D x 3.5T **Back:** 20W x 19H **Seat Range:** 18.5-22.75

**Arms to Floor:** 25.25 **Weight:** 40 **UPS Weight:** 46 **COM:** N/A

**Carton:** 31L x 26W x 11H **Cube:** 5.13

**Options:** N/A **Features:** 1, 4, 7, 8, 9 **Control:** 2-to-1 Synchro Tilt

**Notes:**

Has achieved GREENGUARD Certification

Fabric	List Price
Dark AirGrid® Back and Charcoal VeraFlex® Seat	495.00

★ NJ In Stock

● GA In Stock

## 81 & 86 REVV® Series



**81-V77N18P** Dark AirGrid® Back and Blue Mist VeraFlex® Seat Managers Chair with Adjustable Arms and Angled Nylon Base

**Overall Size:** 26.75W x 25.5D x 40.5H  
**Seat:** 20W x 19.75D x 3.5T **Back:** 20W x 19H **Seat Range:** 18.5-22.75  
**Arms to Floor:** 25.25 **Weight:** 40 **UPS Weight:** 46 **COM:** N/A  
**Carton:** 31L x 26W x 11H **Cube:** 5.13  
**Options:** N/A **Features:** 1, 4, 7, 8, 9 **Control:** 2-to-1 Synchro Tilt  
**Notes:**

Has achieved GREENGUARD Certification

Fabric	List Price
Dark AirGrid® Back and Blue Mist VeraFlex® Seat	495.00



**81-V87N18P** Dark AirGrid® Back and Latte VeraFlex® Seat Managers Chair with Adjustable Arms and Angled Nylon Base

**Overall Size:** 26.75W x 25.5D x 40.5H  
**Seat:** 20W x 19.75D x 3.5T **Back:** 20W x 19H **Seat Range:** 18.5-22.75  
**Arms to Floor:** 25.25 **Weight:** 40 **UPS Weight:** 46 **COM:** N/A  
**Carton:** 31L x 26W x 11H **Cube:** 5.13  
**Options:** N/A **Features:** 1, 4, 7, 8, 9 **Control:** 2-to-1 Synchro Tilt  
**Notes:**

Has achieved GREENGUARD Certification

Fabric	List Price
Dark AirGrid® Back and Latte VeraFlex® Seat	495.00

## 86 REVV® Series



**86-M22C625R** Ice Self Adjusting SpaceFlex® Back and Shadow Mesh Seat Managers Chair with Adjustable Arms and Platinum Finish Base

**Overall Size:** 27.25W x 24D x 44H  
**Seat:** 19.25W x 19.5D x 4.5T **Back:** 21W x 19H **Seat Range:** 18.25-22.5  
**Arms to Floor:** 24.75 **Weight:** 50 **UPS Weight:** 55 **COM:** N/A  
**Carton:** 31L x 26W x 13H **Cube:** 6.06 **Options:** N/A  
**Features:** 1, 4, 7, 8, 9 **Control:** Self Adjusting 4-to-1 Synchro Tilt  
**Notes:**

Has achieved GREENGUARD Certification

Fabric	List Price
Ice SpaceFlex® Back and Shadow Mesh Seat	675.00
<b>Self Adjusting Mechanism</b>	



**86-M32C625R** Ice Self Adjusting SpaceFlex® Back and Raven Mesh Seat Managers Chair with Adjustable Arms and Platinum Finish Base

**Overall Size:** 27.25W x 24D x 44H  
**Seat:** 19.25W x 19.5D x 4.5T **Back:** 21W x 19H **Seat Range:** 18.25-22.5  
**Arms to Floor:** 24.75 **Weight:** 50 **UPS Weight:** 55 **COM:** N/A  
**Carton:** 31L x 26W x 13H **Cube:** 6.06 **Options:** N/A  
**Features:** 1, 4, 7, 8, 9 **Control:** Self Adjusting 4-to-1 Synchro Tilt  
**Notes:**

Has achieved GREENGUARD Certification

Fabric	List Price
Ice SpaceFlex® Back and Raven Mesh Seat	675.00
<b>Self Adjusting Mechanism</b>	



**86-M33BN2W** Raven Self Adjusting SpaceFlex® Back and Raven Mesh Seat Managers Chair with Adjustable Arms and Nylon Base

**Overall Size:** 27.25W x 24D x 44H  
**Seat:** 19.25W x 19.5D x 4.5T **Back:** 21W x 19H **Seat Range:** 18.25-22.5  
**Arms to Floor:** 24.75 **Weight:** 50 **UPS Weight:** 55 **COM:** N/A  
**Carton:** 31L x 26W x 13H **Cube:** 6.06 **Options:** N/A  
**Features:** 1, 4, 7, 8, 9 **Control:** Self Adjusting 4-to-1 Synchro Tilt  
**Notes:**

Has achieved GREENGUARD Certification

Fabric	List Price
Raven SpaceFlex® Back and Raven Mesh Seat	625.00
<b>Self Adjusting Mechanism</b>	



**86-M33C625R** Raven Self Adjusting SpaceFlex® Back and Raven Mesh Seat Managers Chair with Adjustable Arms and Platinum Finish Base

**Overall Size:** 27.25W x 24D x 44H  
**Seat:** 19.25W x 19.5D x 4.5T **Back:** 21W x 19H **Seat Range:** 18.25-22.5  
**Arms to Floor:** 24.75 **Weight:** 50 **UPS Weight:** 55 **COM:** N/A  
**Carton:** 31L x 26W x 13H **Cube:** 6.06  
**Features:** 1, 4, 7, 8, 9 **Control:** Self Adjusting 4-to-1 Synchro Tilt  
**Notes:**

Has achieved GREENGUARD Certification

Fabric	List Price
Raven SpaceFlex® Back and Raven Mesh Seat	675.00
<b>Self Adjusting Mechanism</b>	





**86-M34C625R** Fog Self Adjusting SpaceFlex® Back and Raven Mesh Seat Managers Chair with Adjustable Arms and Platinum Finish Base

**Overall Size:** 27.25W x 24D x 44H

**Seat:** 19.25W x 19.5D x 4.5T **Back:** 21W x 19H **Seat Range:** 18.25-22.5

**Arms to Floor:** 24.75 **Weight:** 50 **UPS Weight:** 55 **COM:** N/A

**Carton:** 31L x 26W x 13H **Cube:** 6.06 **Options:** N/A

**Features:** 1, 4, 7, 8, 9 **Control:** Self Adjusting 4-to-1 Synchro Tilt

**Notes:**

Has achieved GREENGUARD Certification

#### Fabric

Fog SpaceFlex®  
Back and  
Raven Mesh Seat

**Self Adjusting  
Mechanism**

#### List Price

675.00



**86-M35C625R** Tang Self Adjusting SpaceFlex® Back and Raven Mesh Seat Managers Chair with Adjustable Arms and Platinum Finish Base

**Overall Size:** 27.25W x 24D x 44H

**Seat:** 19.25W x 19.5D x 4.5T **Back:** 21W x 19H **Seat Range:** 18.25-22.5

**Arms to Floor:** 24.75 **Weight:** 50 **UPS Weight:** 55 **COM:** N/A

**Carton:** 31L x 26W x 13H **Cube:** 6.06 **Options:** N/A

**Features:** 1, 4, 7, 8, 9 **Control:** Self Adjusting 4-to-1 Synchro Tilt

**Notes:**

Has achieved GREENGUARD Certification

#### Fabric

Tang SpaceFlex®  
Back and  
Raven Mesh Seat

**Self Adjusting  
Mechanism**

#### List Price

675.00



**86-M39C625R** Cosmo Self Adjusting SpaceFlex® Back and Raven Mesh Seat Managers Chair with Adjustable Arms and Platinum Finish Base

**Overall Size:** 27.25W x 24D x 44H

**Seat:** 19.25W x 19.5D x 4.5T **Back:** 21W x 19H **Seat Range:** 18.25-22.5

**Arms to Floor:** 24.75 **Weight:** 50 **UPS Weight:** 55 **COM:** N/A

**Carton:** 31L x 26W x 13H **Cube:** 6.06 **Options:** N/A

**Features:** 1, 4, 7, 8, 9 **Control:** Self Adjusting 4-to-1 Synchro Tilt

**Notes:**

Has achieved GREENGUARD Certification

#### Fabric

Cosmo SpaceFlex®  
Back and  
Raven Mesh Seat

**Self Adjusting  
Mechanism**

#### List Price

675.00



**86-M66C625R** Kiwi Self Adjusting SpaceFlex® Back and Kiwi Mesh Seat Managers Chair with Adjustable Arms and Platinum Finish Base

**Overall Size:** 27.25W x 24D x 44H

**Seat:** 19.25W x 19.5D x 4.5T **Back:** 21W x 19H **Seat Range:** 18.25-22.5

**Arms to Floor:** 24.75 **Weight:** 50 **UPS Weight:** 55 **COM:** N/A

**Carton:** 31L x 26W x 13H **Cube:** 6.06 **Options:** N/A

**Features:** 1, 4, 7, 8, 9 **Control:** Self Adjusting 4-to-1 Synchro Tilt

**Notes:**

Has achieved GREENGUARD Certification

#### Fabric

Kiwi SpaceFlex®  
Back and  
Kiwi Mesh Seat

**Self Adjusting  
Mechanism**

#### List Price

675.00



**86-M74C625R** Fog Self Adjusting SpaceFlex® Back and Blue Mist Mesh Seat Managers Chair with Adjustable Arms and Platinum Finish Base

**Overall Size:** 27.25W x 24D x 44H

**Seat:** 19.25W x 19.5D x 4.5T **Back:** 21W x 19H **Seat Range:** 18.25-22.5

**Arms to Floor:** 24.75 **Weight:** 50 **UPS Weight:** 55 **COM:** N/A

**Carton:** 31L x 26W x 13H **Cube:** 6.06 **Options:** N/A

**Features:** 1, 4, 7, 8, 9 **Control:** Self Adjusting 4-to-1 Synchro Tilt

**Notes:**

Has achieved GREENGUARD Certification

#### Fabric

Fog SpaceFlex®  
Back and Blue Mist  
Mesh Seat

**Self Adjusting  
Mechanism**

#### List Price

675.00



**86-M77C625R** Blue Mist Self Adjusting SpaceFlex® Back and Blue Mist Mesh Seat Managers Chair with Adjustable Arms and Platinum Finish Base

**Overall Size:** 27.25W x 24D x 44H

**Seat:** 19.25W x 19.5D x 4.5T **Back:** 21W x 19H **Seat Range:** 18.25-22.5

**Arms to Floor:** 24.75 **Weight:** 50 **UPS Weight:** 55 **COM:** N/A

**Carton:** 31L x 26W x 13H **Cube:** 6.06 **Options:** N/A

**Features:** 1, 4, 7, 8, 9 **Control:** Self Adjusting 4-to-1 Synchro Tilt

**Notes:**

Has achieved GREENGUARD Certification

#### Fabric

Blue Mist  
SpaceFlex® Back  
and Blue Mist  
Mesh Seat

**Self Adjusting  
Mechanism**

#### List Price

675.00



**86-M88C625R** Latte Self Adjusting SpaceFlex<sup>®</sup> Back and Latte Mesh Seat Managers Chair with Adjustable Arms and Platinum Finish Base

**Overall Size:** 27.25W x 24D x 44H

**Seat:** 19.25W x 19.5D x 4.5T **Back:** 21W x 19H **Seat Range:** 18.25-22.5

**Arms to Floor:** 24.75 **Weight:** 50 **UPS Weight:** 55 **COM:** N/A

**Carton:** 31L x 26W x 13H **Cube:** 6.06 **Options:** N/A

**Features:** 1, 4, 7, 8, 9 **Control:** Self Adjusting 4-to-1 Synchro Tilt

**Notes:**

Has achieved GREENGUARD Certification

#### Fabric

Latte SpaceFlex<sup>®</sup>  
Back and Latte  
Mesh Seat

**Self Adjusting  
Mechanism**

#### List Price

675.00

### 88 EPICC Series



**88-33BB918P** Raven Self Adjusting SpaceFlex<sup>®</sup> Back and Raven Mesh Seat Managers Chair with Adjustable Arms and Angled Gunmetal Finish Base

**Overall Size:** 27.25W x 26.5D x 44H

**Seat:** 21W x 19D x 3T **Back:** 20.5W x 22H **Seat Range:** 15.5-20

**Arms to Floor:** 24.5 **Weight:** 44 **UPS Weight:** 56 **COM:** N/A

**Carton:** 32L x 26W x 13H **Cube:** 6.25

**Options:** N/A **Features:** 1, 4, 7, 8, 9 **Control:** 2-to-1 Synchro Tilt

**Notes:**

Has achieved GREENGUARD Certification

#### Fabric

Raven SpaceFlex<sup>®</sup>  
Back and  
Raven Mesh Seat

#### List Price

675.00



**88-Y33BP91A8** Raven Self Adjusting SpaceFlex<sup>®</sup> Back and Black Vinyl Seat Managers Chair with Adjustable Arms and Polished Aluminum Finish Angled Base

**Overall Size:** 27.25W x 26.5D x 44H

**Seat:** 21W x 19D x 3T **Back:** 20.5W x 22H **Seat Range:** 15.5-20

**Arms to Floor:** 24.5 **Weight:** 44 **UPS Weight:** 56 **COM:** N/A

**Carton:** 32L x 26W x 13H **Cube:** 6.25

**Options:** N/A **Features:** 1, 4, 7, 8, 9 **Control:** 2-to-1 Synchro Tilt

**Notes:**

Has achieved GREENGUARD Certification

#### Fabric

Raven SpaceFlex<sup>®</sup>  
Back and  
Black Vinyl Seat

#### List Price

725.00

### Pulsar Series



**88-Y22BP91A8** Ice Self Adjusting SpaceFlex<sup>®</sup> Back and White Vinyl Seat Managers Chair with Adjustable Arms and Polished Aluminum Finish Angled Base

**Overall Size:** 27.25W x 26.5D x 44H

**Seat:** 21W x 19D x 3T **Back:** 20.5W x 22H **Seat Range:** 15.5-20

**Arms to Floor:** 24.5 **Weight:** 44 **UPS Weight:** 56 **COM:** N/A

**Carton:** 32L x 26W x 13H **Cube:** 6.25

**Options:** N/A **Features:** 1, 4, 7, 8, 9 **Control:** 2-to-1 Synchro Tilt

**Notes:** Has achieved GREENGUARD Certification



#### Fabric

Ice SpaceFlex<sup>®</sup>  
Back and  
White Vinyl Seat

Fun Colors

#### List Price

725.00

725.00



**33-Y22P91A8** White Vinyl Managers Chair with Adjustable Arms, Adjustable Lumbar and Polished Aluminum Angled Base

**Overall Size:** 27W x 25.25D x 44.75H

**Seat:** 19.5W x 19D x 3T **Back:** 20.5W x 23H **Seat Range:** 17.5-22

**Arms to Floor:** 24.75 **Weight:** 45 **UPS Weight:** 55 **COM:** N/A

**Carton:** 31L x 26W x 13H **Cube:** 6.06

**Options:** N/A **Features:** 1, 4, 7, 8, 9 **Control:** 2-to-1 Synchro Tilt

**Notes:**

Has achieved GREENGUARD Certification

#### Fabric

White Vinyl  
Seat and Back

#### List Price

725.00



- ★ **5200W** White Frame Managers Chair with Padded Mesh Seat and Back, Height
- Adjustable Flip Arms and Coated Nylon Base

**Overall Size:** 26W x 26.75D x 38H

**Seat:** 20.5W x 19.5D x 3.5T **Back:** 20.5W x 19H x 1.25T **Seat Range:** 16.75-19.5

**Arms to Floor:** 23.5 **Weight:** 44 **UPS Weight:** 53 **COM:** N/A

**Carton:** 28L x 26W x 14H **Cube:** 5.89

**Options:** N/A **Features:** 1, 4, 7, 8, 9 **Control:** 2-to-1 Synchro Tilt

**Notes:** -3 available in NJ & GA. Available in Fun Colors - see page 25.

**Available March 2014**



#### Fabric

Mesh Seat  
and Back

Fun Colors

#### List Price

525.00

525.00

**NEW**



**317W-W11C1F2W** White Frame Managers Chair with Breathable Mesh Seat and Back, Adjustable Padded Flip Arms and Coated Nylon Base

**Overall Size:** 28.5W x 26.25D x 42.75H

**Seat:** 21.25W x 19.75D **Back:** 22W x 22.75H **Seat Range:** 17.75-20.25

**Arms to Floor:** 25.5 **Weight:** 47 **UPS Weight:** 56 **COM:** N/A

**Carton:** 32L x 26W x 13H **Cube:** 6.25

**Options:** N/A **Features:** 1, 4, 7, 8, 9 **Control:** 2-to-1 Synchro Tilt

**Notes:**

**Available March 2014**

**Fabric**

White Breathable Mesh Seat and Back

**NEW**

**List Price**

795.00



★ **317W-W1C1F2W** White Frame Managers Chair with Breathable Mesh Back, Padded Mesh Seat, Adjustable Flip Arms, Adjustable Lumbar Support and Coated Nylon Base

**Overall Size:** 28.5W x 26D x 43.25H

**Seat:** 20.5W x 19.25D x 4T **Back:** 22W x 22.75H **Seat Range:** 18.5-21

**Arms to Floor:** 25.5 **Weight:** 47 **UPS Weight:** 56 **COM:** N/A

**Carton:** 32L x 26W x 13H **Cube:** 6.25

**Options:** N/A **Features:** 1, 4, 7, 8, 9 **Control:** 2-to-1 Synchro Tilt

**Notes:** -3 available in NJ & GA. Available in Fun Colors - see below.

**Available March 2014**

**Fabric**

White Breathable Mesh Back and Padded Mesh Seat

**List Price**

750.00

**NEW**



Fun Colors

750.00



-3 Black



-6 Green




-7 Blue



-9 Red



-261 Pink




-512 Purple



5200W



317W-W1C1F2W




5811 Steel



5812 Rouge



5819 Violet



5877 Sky



5879 Olive



5881 Jade

**93 Series**



★ **9333E** Black Eco Leather Conference Chair with Cantilever Arms, and Gunmetal Finish Base

**Overall Size:** 27.5W x 28.25D x 45H

**Seat:** 22W x 20D x 5.25T **Back:** 21W x 24H x 5T **Seat Range:** 18.75-23.5

**Arms to Floor:** 28 **Weight:** 56 **UPS Weight:** 61 **COM:** N/A

**Carton:** 30L x 26W x 15H **Cube:** 6.77

**Options:** N/A **Features:** 1, 4, 7, 8, 9 **Control:** 2-to-1 Synchro Tilt

**Notes:** Transitioned to Eco Leather. **REPLACES** 9333.

**Has achieved GREENGUARD Certification**

**Fabric**

Black Eco Leather Seat and Back

**NEW**

**List Price**

685.00

**215 Series**



★ **215-3R2C62R5** Deluxe R2 SpaceGrid Back Chair with Mesh Seat, Self Adjusting Control, Platinum Finish Flip Arms and Platinum Coated Base with Back End Caps

**Overall Size:** 27.5W x 25.25D x 44H

**Seat:** 20.75W x 20D x 4T **Back:** 22.5W x 28H **Seat Range:** 17.75-22

**Arms to Floor:** 26.5 **Weight:** 49 **UPS Weight:** 55 **COM:** N/A

**Carton:** 31L x 26W x 13H **Cube:** 6.06 **Options:** N/A

**Features:** 1, 4, 9, 14 **Control:** Self Adjusting 4-to-1 Synchro Tilt

**Notes:**

**Has achieved GREENGUARD Certification**

**Fabric/Frame**

R2 SpaceGrid Back and Black Mesh Seat

**List Price**

595.00

★ *NJ In Stock*



## 317 Series



**317-ME3R2C6KR5** Professional R2 SpaceGrid Back Chair with Memory Foam Eco Leather Seat, Platinum Finish Flip Arms and Platinum Coated Base with Black End Caps

**Overall Size:** 28.5W x 26D x 43.25H

**Seat:** 20.5W x 19.25D x 4T **Back:** 22W x 22.75H **Seat Range:** 18.5-21

**Arms to Floor:** 26.5 **Weight:** 55 **UPS Weight:** 56 **COM:** N/A

**Carton:** 32L x 26W x 13H **Cube:** 6.26

**Options:** N/A **Features:** 1, 3, 4, 7, 8, 9 **Control:** Deluxe 2-to-1 with Seat Slider

**Notes:**

Has achieved GREENGUARD Certification

Seat Slider

Fabric	List Price
R2 SpaceGrid Back and Black Eco Leather Seat	775.00



**317-R22C6KR5** Professional R2 SpaceGrid Seat and Back Chair with Platinum Finish Flip Arms and Platinum Coated Base with Black End Caps

**Overall Size:** 28.5W x 26.25D x 42.75H

**Seat:** 21.25W x 19.75D **Back:** 22W x 22.75H **Seat Range:** 17.75-20.25

**Arms to Floor:** 26.25 **Weight:** 55 **UPS Weight:** 56 **COM:** N/A

**Carton:** 32L x 26W x 13H **Cube:** 6.26

**Options:** N/A **Features:** 1, 3, 4, 7, 8, 9 **Control:** Deluxe 2-to-1 with Seat Slider

**Notes:**

Has achieved GREENGUARD Certification

Seat Slider

Fabric	List Price
R2 SpaceGrid Seat and Back	850.00



**317-ME3R2C7KG5** Professional R2 SpaceGrid Back Chair with Memory Foam Mesh Seat, Gunmetal Finish Flip Arms and Coated Base

**Overall Size:** 28.5W x 26D x 43.25H

**Seat:** 20.5W x 19.25D x 4T **Back:** 22W x 22.75H **Seat Range:** 18.5-21

**Arms to Floor:** 26.5 **Weight:** 55 **UPS Weight:** 56 **COM:** N/A

**Carton:** 32L x 26W x 13H **Cube:** 6.26

**Options:** N/A **Features:** 1, 3, 4, 7, 8, 9 **Control:** Deluxe 2-to-1 with Seat Slider

**Notes:**

Has achieved GREENGUARD Certification

Fabric	List Price
R2 SpaceGrid Back and Black Eco Leather Seat	775.00



**317-R22C7KG5** Professional R2 SpaceGrid Seat and Back Chair with Gunmetal Finish Flip Arms and Gunmetal Coated Base with Black End Caps

**Overall Size:** 28.5W x 26.25D x 42.75H

**Seat:** 21.25W x 19.75D **Back:** 22W x 22.75H **Seat Range:** 17.75-20.25

**Arms to Floor:** 26.25 **Weight:** 55 **UPS Weight:** 56 **COM:** N/A

**Carton:** 32L x 26W x 13H **Cube:** 6.26

**Options:** N/A **Features:** 1, 3, 4, 7, 8, 9 **Control:** Deluxe 2-to-1 with Seat Slider

**Notes:**

Has achieved GREENGUARD Certification

Seat Slider

Fabric	List Price
R2 SpaceGrid Seat and Back	850.00



★ **317-ME36C61R5** Professional Light AirGrid® Back Chair with Black Eco Leather Seat, Memory Foam, Platinum Finish Flip Arms and Platinum Coated Base with Black End Caps

**Overall Size:** 28.5W x 23.75D x 44.25H

**Seat:** 20.5W x 19.25D x 4T **Back:** 22W x 22.75H **Seat Range:** 18.5-22.75

**Arms to Floor:** 27 **Weight:** 47 **UPS Weight:** 56 **COM:** N/A

**Carton:** 32L x 26W x 13H **Cube:** 6.26

**Options:** N/A **Features:** 1, 4, 7, 8, 9 **Control:** 2-to-1 Synchro Tilt

**Notes:**

Fabric	List Price
Light AirGrid® Back and Black Eco Leather Seat	625.00



★ **317-66C61R5** Professional Light AirGrid® Seat and Back Chair with Platinum Finish Flip Arms and Platinum Coated Base with Black End Caps

**Overall Size:** 28.5W x 23.75D x 44.25H

**Seat:** 21.5W x 19.75D **Back:** 22W x 22.75H **Seat Range:** 18.5-22.5

**Arms to Floor:** 26.75 **Weight:** 48 **UPS Weight:** 56 **COM:** N/A

**Carton:** 32L x 26W x 13H **Cube:** 6.26

**Options:** N/A **Features:** 1, 4, 7, 8, 9 **Control:** 2-to-1 Synchro Tilt

**Notes:**

Fabric	List Price
Light AirGrid® Back and Seat	695.00



317-R22C6KR5

### 335 Series



- ★ **335-E37P918P** Professional AirGrid® Back Chair with Black Eco Leather Seat and Trim, Adjustable Arms, Adjustable Lumbar, and Angled Polished Aluminum Base

**Overall Size:** 28W x 25.75D x 45H

**Seat:** 20W x 19D x 3T **Back:** 20.5W x 23H **Seat Range:** 18.25-22.25

**Arms to Floor:** 24.75 **Weight:** 41 **UPS Weight:** 56 **COM:** N/A

**Carton:** 32L x 26W x 13H **Cube:** 6.25

**Options:** N/A **Features:** 1, 4, 7, 8, 9 **Control:** 2-to-1 Synchro Tilt

**Notes:** REPLACES 335-47P918P

Has achieved GREENGUARD Certification

#### Fabric

Dark AirGrid® Back and Black Eco Leather Seat and Trim

#### List Price

695.00

**NEW**

### 529 Series



- ★ **529-3R2N1F2** R2 SpaceGrid Back Chair with Mesh Seat, Flip Arms and Nylon Base

**Overall Size:** 27.5W x 25.5D x 43H

**Seat:** 20.75W x 19.5D x 4T **Back:** 22.25W x 28H **Seat Range:** 17.75-22

**Arms to Floor:** 25.75 **Weight:** 43 **UPS Weight:** 43 **COM:** N/A

**Carton:** 31L x 22W x 11H **Cube:** 4.34

**Options:** N/A **Features:** 1, 4, 7, 8, 9 **Control:** 2-to-1 Synchro Tilt

**Notes:**

Has achieved GREENGUARD Certification



Fun Colors

**NEW**

#### Fabric/Frame

R2 SpaceGrid Back and Black Mesh Seat

#### List Price

500.00



- ★ **529-E3R2N1F2** R2 SpaceGrid Back Chair with Eco Leather Seat, Flip Arms and Nylon Base

**Overall Size:** 27.5W x 25.5D x 43H

**Seat:** 20.75W x 19.5 x 4T **Back:** 22.25W x 28H **Seat Range:** 17.75-22

**Arms to Floor:** 25.75 **Weight:** 43 **UPS Weight:** 43 **COM:** N/A

**Carton:** 31L x 22W x 11H **Cube:** 4.34

**Options:** N/A **Features:** 1, 4, 7, 8, 9 **Control:** 2-to-1 Synchro Tilt

**Notes:** Has achieved GREENGUARD Certification

Running Change from 529-4R2N1F5

#### Fabric/Frame

R2 SpaceGrid Back and Black Eco Leather Seat

#### List Price

500.00

**NEW**



- ★ **529-R22N1F2** R2 SpaceGrid Seat and Back Chair with Flip Arms and Nylon Base

**Overall Size:** 27.5W x 25.5D x 43H

**Seat:** 20.75W x 19.5 x 4T **Back:** 22.25W x 28H **Seat Range:** 17.75-22

**Arms to Floor:** 25.5 **Weight:** 43 **UPS Weight:** 43 **COM:** N/A

**Carton:** 31L x 22W x 11H **Cube:** 4.34

**Options:** N/A **Features:** 1, 4, 7, 8, 9 **Control:** 2-to-1 Synchro Tilt

**Notes:**

Has achieved GREENGUARD Certification

#### Fabric

R2 SpaceGrid Back and Seat

#### List Price

550.00

**NEW**

## 529, 801 & 818 Series



- ★ **529-3R2V30** Deluxe R2 SpaceGrid Back Visitors Chair with Molded Foam Mesh Seat and Fixed Arms

**Overall Size:** 25.5W x 23.25D x 39.5H

**Seat:** 20.5W x 19D x 4T **Back:** 22.5W x 27.5H **Seat Range:** 19 Fixed

**Arms to Floor:** 25.75 **Weight:** 36 **UPS Weight:** 57 **COM:** N/A

**Carton:** 30L x 23W x 16H **Cube:** 6.17 **Options:** N/A

**Features:** N/A **Control:** N/A

**Notes:**

Has achieved GREENGUARD Certification



Fabric	List Price
R2 SpaceGrid Back and Black Mesh Seat	425.00
Fun Colors	425.00



- ★ **529-E3R2V30** Deluxe R2 SpaceGrid Back Visitors Chair with Molded Foam Eco Leather Seat and Fixed Arms

**Overall Size:** 25.5W x 23.25D x 39.5H

**Seat:** 20.5W x 19D x 4T **Back:** 22.5W x 27.5H **Seat Range:** 19 Fixed

**Arms to Floor:** 25.75 **Weight:** 36 **UPS Weight:** 57 **COM:** N/A

**Carton:** 30L x 23W x 16H **Cube:** 6.17 **Options:** N/A

**Features:** N/A **Control:** N/A

**Notes:**

Has achieved GREENGUARD Certification Running Change from 529-4R2V30

Fabric	List Price
R2 SpaceGrid Back and Black Eco Leather Seat	425.00



- 801-###G** Deluxe SpaceFlex® Visitors Chair with Glides (2 pack)

- 801-###C** Deluxe SpaceFlex® Visitors Chair with Casters (2 pack)

**Overall Size:** 21.5W x 22.5D x 35H

**Seat:** 18W x 18D **Back:** 18W x 19H **Seat Range:** 17.75

**Arms to Floor:** N/A **Weight:** 33 (2 pack) **UPS Weight:** 63 **COM:** N/A

**Carton:** 24L x 23W x 22H **Cube:** 7.02

**Options:** N/A **Features:** N/A **Control:** N/A

**Notes:**

Has achieved GREENGUARD Certification

Fabric/Frame	List Price
-333 Raven / Black -336 Raven / Platinum -776 Blue Mist/ Platinum -886 Latte/Platinum G = Glides C = Casters	450.00 (2 pack)



- 801-###AG** Deluxe SpaceFlex® Visitors Chair with Arms & Glides (2 pack)

- 801-###AC** Deluxe SpaceFlex® Visitors Chair with Arms & Casters (2 pack)

**Overall Size:** 21.5W x 22.5D x 35H

**Seat:** 18W x 18D **Back:** 18W x 19H **Seat Range:** 17.75

**Arms to Floor:** 26 **Weight:** 33 (2 pack) **UPS Weight:** 63 **COM:** N/A

**Carton:** 24L x 23W x 22H **Cube:** 7.02

**Options:** N/A **Features:** N/A **Control:** N/A

**Notes:**

Has achieved GREENGUARD Certification

Fabric/Frame	List Price
-333 Raven / Black -336 Raven / Platinum -776 Blue Mist/ Platinum -886 Latte/Platinum G = Glides C = Casters A = Arms	500.00 (2 pack)

## 818 Series



- **818-11G9C18P** Breathable Mesh Back and Seat with Adjustable Arms and Lumbar, Seat Slider and Gunmetal Finish Angled Base

**Overall Size:** 27.75W x 28.5D x 44H

**Seat:** 21.5W x 19.5D **Back:** 19.75W x 23H **Seat Range:** 17.75-20.25

**Arms to Floor:** 25.5 **Weight:** 52 **UPS Weight:** 61 **COM:** N/A

**Carton:** 32L x 26W x 14H **Cube:** 6.74 **Options:** HRX818, A7U Arms

**Features:** 1, 3, 4, 7, 8, 9 **Control:** Deluxe 2-to-1 w/Seat Slider

**Notes:** To Order with A7U Arms use Model# **818-11G9C1A7U**

Has achieved GREENGUARD Certification

Fabric	List Price
Black Breathable Mesh Seat and Back	995.00
<b>300 lbs.</b>	



- ★ **818-31G9C18P** Breathable Mesh Back and Black Mesh Seat with Adjustable Arms and Lumbar, Seat Slider and Gunmetal Finish Angled Base

**Overall Size:** 27.75W x 28.5D x 44H

**Seat:** 20W x 19D x 3T **Back:** 19.75W x 23H **Seat Range:** 17.75-20.25

**Arms to Floor:** 25.5 **Weight:** 52 **UPS Weight:** 61 **COM:** N/A

**Carton:** 32L x 26W x 14H **Cube:** 6.74 **Options:** HRX818, HRM818, A7U Arm

**Features:** 1, 3, 4, 7, 8, 9 **Control:** Deluxe 2-to-1 w/Seat Slider

**Notes:** To Order with A7U Arms use Model# **818-31G9C1A7U**

Has achieved GREENGUARD Certification

Fabric	List Price
Black Breathable Mesh Back and Black Mesh Seat	875.00
<b>300 lbs.</b>	



- ★ **818-41G9C18P** Breathable Mesh Back and Black Leather Seat with Adjustable Arms and Lumbar, Seat Slider and Gunmetal Finish Angled Base

**Overall Size:** 27.75W x 28.5D x 44H

**Seat:** 20W x 19D x 3T **Back:** 19.75W x 23H **Seat Range:** 17.75-20.25

**Arms to Floor:** 25.5 **Weight:** 52 **UPS Weight:** 61 **COM:** N/A

**Carton:** 32L x 26W x 14H **Cube:** 6.74 **Options:** HRX818, HRL818, A7U Arm

**Features:** 1, 3, 4, 7, 8, 9 **Control:** Deluxe 2-to-1 w/Seat Slider

**Notes:** To Order with A7U Arms use Model# **818-41G9C1A7U**

Has achieved GREENGUARD Certification

**Fabric**

Black Breathable Mesh Back and Black Leather Seat

**300 lbs.**

**List Price**

950.00



- ★ **818A-11P9C1A8** Breathable Mesh Seat and Back with Adjustable Arms & Lumbar, Seat Slider and Polished Aluminum Finish Base

**Overall Size:** 28W x 28.5D x 44H

**Seat:** 20W x 19D x 3T **Back:** 19.75W x 23H **Seat Range:** 17.75-20.25

**Arms to Floor:** 25.5 **Weight:** 55 **UPS Weight:** 61 **COM:** N/A

**Carton:** 32L x 26W x 14H **Cube:** 6.74 **Options:** HRX818, A7U Arm

**Features:** 1, 3, 4, 7, 8, 9 **Control:** Deluxe 2-to-1 w/Seat Slider

**Notes:** To Order with A7U Arms use Model# **818A-11P9C1A7U**

Has achieved GREENGUARD Certification

**Fabric**

Black Breathable Mesh Seat and Back

**300 lbs.**

**List Price**

995.00



**818A-11P9C1C3** Breathable Mesh Back and Seat with Cantilever Arms, Adjustable Lumbar, Seat Slider and Polished Aluminum Finish Base

**Overall Size:** 28W x 28.5D x 44H

**Seat:** 20W x 19D x 3T **Back:** 19.75W x 23H **Seat Range:** 17.75-20.25

**Arms to Floor:** 25.5 **Weight:** 55 **UPS Weight:** 61 **COM:** N/A

**Carton:** 32L x 26W x 14H **Cube:** 6.74 **Options:** HRX818

**Features:** 1, 3, 4, 7, 8, 9 **Control:** Deluxe 2-to-1 w/Seat Slider

**Notes:**

Has achieved GREENGUARD Certification

**Fabric**

Mesh Seat and Back

**300 lbs.**

**List Price**

1050.00



**818A-41P9C1A8** Breathable Mesh Back and Leather Seat with Adjustable Arms & Lumbar, Seat Slider and Polished Aluminum Finish Base

**Overall Size:** 28W x 28.5D x 44H

**Seat:** 20W x 19D x 3T **Back:** 19.75W x 23H **Seat Range:** 17.75-20.25

**Arms to Floor:** 25.5 **Weight:** 55 **UPS Weight:** 61 **COM:** N/A

**Carton:** 32L x 26W x 14H **Cube:** 6.74 **Options:** HRX818, A7U Arm

**Features:** 1, 3, 4, 7, 8, 9 **Control:** Deluxe 2-to-1 w/Seat Slider

**Notes:** To Order with A7U Arms use Model# **818A-41P9C1A7U**

Has achieved GREENGUARD Certification

**Fabric**

Black Breathable Mesh Back and Black Top Leather Seat

**300 lbs.**

**List Price**

995.00



**818A-41P9C1C3** Breathable Mesh Back and Leather Seat with Cantilever Arms, Adjustable Lumbar, Seat Slider and Polished Aluminum Finish Base

**Overall Size:** 28W x 28.5D x 44H

**Seat:** 20W x 19D x 3T **Back:** 19.75W x 23H **Seat Range:** 17.75-20.25

**Arms to Floor:** 25.5 **Weight:** 55 **UPS Weight:** 61 **COM:** N/A

**Carton:** 32L x 26W x 14H **Cube:** 6.74 **Options:** HRX818

**Features:** 1, 3, 4, 7, 8, 9 **Control:** Deluxe 2-to-1 w/Seat Slider

**Notes:**

Has achieved GREENGUARD Certification

**Fabric**

Breathable Mesh Back and Black Top Leather Seat

**300 lbs.**

**List Price**

1050.00

## New Optional A7U Soft Padded Arm

Now Available on Most 818, 818A and 829 Models. The new A7U arm fits the following models.

**818-11G9C18P**

**818-41G9C18P**

**818A-41P9C1A8**

**829-R2C728P**

**818-31G9C18P**

**818A-11P9C1A8**

**829-3R1C728P**

**829-R22C728P**

**Example: 818-11G9C18P changes to 818-11G9C1A7U**

**829-R11C628P**







**819-23N8WF** DuraGrid® Back and Charcoal Mesh Seat Managers Chair with Adjustable Padded Arms and Angled Nylon Base

**Overall Size:** 26.5W x 23.25D x 40.5H  
**Seat:** 21.5W x 19.25D x 3T **Back:** 20W x 24.75H **Seat Range:** 18-22.25  
**Arms to Floor:** 25.5 **Weight:** 35 **UPS Weight:** 46 **COM:** N/A  
**Carton:** 26L x 26W x 13H **Cube:** 5.08  
**Options:** N/A **Features:** 1, 4, 5, 8, 9 **Control:** Locking Tilt  
**Notes:**

Has achieved GREENGUARD Certification

**Fabric**

DuraGrid® Back and Charcoal Mesh Seat

**List Price**

400.00



**819-73N8WF** DuraGrid® Back and Blue Mist Mesh Seat Managers Chair with Adjustable Padded Arms and Angled Nylon Base

**Overall Size:** 26.5W x 23.25D x 40.5H  
**Seat:** 21.5W x 19.25D x 3T **Back:** 20W x 24.75H **Seat Range:** 18-22.25  
**Arms to Floor:** 25.5 **Weight:** 35 **UPS Weight:** 46 **COM:** N/A  
**Carton:** 26L x 26W x 13H **Cube:** 5.08  
**Options:** N/A **Features:** 1, 4, 5, 8, 9 **Control:** Locking Tilt  
**Notes:**

Has achieved GREENGUARD Certification

**Fabric**

DuraGrid® Back and Blue Mist Mesh Seat

**List Price**

400.00



**819-83N8WF** DuraGrid® Back and Latte Mesh Seat Managers Chair with Adjustable Padded Arms and Angled Nylon Base

**Overall Size:** 26.5W x 23.25D x 40.5H  
**Seat:** 21.5W x 19.25D x 3T **Back:** 20W x 24.75H **Seat Range:** 18-22.25  
**Arms to Floor:** 25.5 **Weight:** 35 **UPS Weight:** 46 **COM:** N/A  
**Carton:** 26L x 26W x 13H **Cube:** 5.08  
**Options:** N/A **Features:** 1, 4, 5, 8, 9 **Control:** Locking Tilt  
**Notes:**

Has achieved GREENGUARD Certification

**Fabric**

DuraGrid® Back and Latte Mesh Seat

**List Price**

400.00



**819-Y13N8WV** DuraGrid® Back and White Vinyl Seat Managers Chair with Adjustable Vinyl Padded Arms and Angled Nylon Base

**Overall Size:** 26.5W x 23.25D x 40.5H  
**Seat:** 21.5W x 19.25D x 3T **Back:** 20W x 24.75H **Seat Range:** 18-22.25  
**Arms to Floor:** 25.5 **Weight:** 35 **UPS Weight:** 46 **COM:** N/A  
**Carton:** 26L x 26W x 13H **Cube:** 5.08  
**Options:** N/A **Features:** 1, 4, 5, 8, 9 **Control:** Locking Tilt  
**Notes:**

Has achieved GREENGUARD Certification

**Fabric**

DuraGrid® Back and White Vinyl Seat

**List Price**

400.00



**829-R2C728P** Charcoal DuraFlex with Flow Through Technology® Back with Custom Fabric Seat, Molded Foam, Adjustable Arms, Adjustable Lumbar and Gunmetal Finish Coated Base

**Overall Size:** 26.75W x 24.25D x 45.25H  
**Seat:** 20.5W x 19.75D x 3.5T **Back:** 20.5W x 23H **Seat Range:** 18.75-23  
**Arms to Floor:** 25.75 **Weight:** 49 **UPS Weight:** 58 **COM:** .75 yd.  
**Carton:** 32L x 27W x 13H **Cube:** 6.50 **Options:** A7U Arms  
**Features:** 1, 4, 9, 14 **Control:** Self Adjusting 4-to-1 Synchro Tilt  
**Notes:** To Order with A7U Arms use Model# **829-R2C72A7U**

Has achieved GREENGUARD Certification

300 lbs.



**Fabric**

Charcoal DuraFlex with Flow Through Technology® Back and Custom Fabric Seat

A  
B  
C  
R

**List Price**

700.00  
725.00  
750.00  
800.00



**829-3R1C728P** White DuraFlex with Flow Through Technology® Back with Black Mesh Seat, Molded Foam, Adjustable Arms, Adjustable Lumbar and Gunmetal Finish Coated Base

**Overall Size:** 27.5W x 24.25D x 45.25H  
**Seat:** 21.25W x 20D **Back:** 20.5W x 23H **Seat Range:** 18.5-22.75  
**Arms to Floor:** 25.75 **Weight:** 49 **UPS Weight:** 56 **COM:** N/A  
**Carton:** 31L x 26W x 12H **Cube:** 5.59 **Options:** A7U Arms  
**Features:** 1, 4, 9, 14 **Control:** Self Adjusting 4-to-1 Synchro Tilt  
**Notes:** To Order with A7U Arms use Model# **829-3R1C72A7U**

Has achieved GREENGUARD Certification

**Fabric**

White DuraFlex with Flow Through Technology® Back and Black Mesh Seat

300 lbs.

**List Price**

675.00



**829-R22C728P** Charcoal DuraFlex with Flow Through Technology® Seat and Back with Adjustable Arms, Adjustable Lumbar and Gunmetal Finish Coated Base

**Overall Size:** 27.5W x 24.25D x 45.25H

**Seat:** 21.25W x 20D **Back:** 20.5W x 23H **Seat Range:** 18.5-22.75

**Arms to Floor:** 25.75 **Weight:** 49 **UPS Weight:** 50 **COM:** N/A

**Carton:** 31L x 26W x 12H **Cube:** 5.59 **Options:** A7U Arms

**Features:** 1, 4, 9, 14 **Control:** Self Adjusting 4-to-1 Synchro Tilt

**Notes:** To Order with A7U Arms use Model# **829-R22C72A7U**

Has achieved GREENGUARD Certification

**Fabric**

Charcoal DuraFlex  
with Flow Through  
Technology®  
Seat and Back

**300 lbs.**

**List Price**

750.00



**829-1N7U** Blue Mesh Seat and Back with Molded Foam, Soft PU Padded Adjustable Arms, Adjustable Lumbar and Nylon Base

**Overall Size:** 27.5W x 24.25D x 43.75H

**Seat:** 21W x 19.5D x 3.5T **Back:** 20.25W x 23H **Seat Range:** 18.25-22.5

**Arms to Floor:** 25.75 **Weight:** 48 **UPS Weight:** 56 **COM:** N/A

**Carton:** 32L x 26W x 13H **Cube:** 6.25 **Options:** A7U Arms

**Features:** 1, 4, 7, 8, 9 **Control:** 2-to-1 Synchro Tilt

**Notes:**

Has achieved GREENGUARD Certification

**Fabric**

Blue Mesh  
Seat and Back

**List Price**

650.00



**829-1N2U** Charcoal Mesh Seat and Back with Molded Foam, Soft PU Padded Adjustable Arms, Adjustable Lumbar and Nylon Base

**Overall Size:** 27.5W x 24.25D x 43.75H

**Seat:** 21W x 19.5D x 3.5T **Back:** 20.25W x 23H **Seat Range:** 18.25-22.5

**Arms to Floor:** 25.75 **Weight:** 48 **UPS Weight:** 56 **COM:** N/A

**Carton:** 32L x 26W x 13H **Cube:** 6.25 **Options:** A7U Arms

**Features:** 1, 4, 7, 8, 9 **Control:** 2-to-1 Synchro Tilt

**Notes:**

Has achieved GREENGUARD Certification

**Fabric**

Charcoal Mesh  
Seat and Back

**List Price**

650.00



**829-R11C628P** White DuraFlex with Flow Through Technology® Seat and Back with Adjustable Arms, Adjustable Lumbar and Platinum Finish Coated Base

**Overall Size:** 27.5W x 24.25D x 45.25H

**Seat:** 21.25W x 20D **Back:** 20.5W x 23H **Seat Range:** 18.5-22.75

**Arms to Floor:** 25.75 **Weight:** 49 **UPS Weight:** 50 **COM:** N/A

**Carton:** 31L x 26W x 12H **Cube:** 5.59 **Options:** A7U Arms

**Features:** 1, 4, 9, 14 **Control:** Self Adjusting 4-to-1 Synchro Tilt

**Notes:** To Order with A7U Arms use Model# **829-R11C82A7U**

Has achieved GREENGUARD Certification

**Fabric**

White DuraFlex  
with Flow Through  
Technology®  
Seat and Back

**300 lbs.**

**List Price**

750.00



**839-11B35WA** Breathable Mesh Back and Seat with 2-Way Adjustable Arms, Adjustable Lumbar, Deluxe Control, Anti Kick Back and Black Finish Base

**Overall Size:** 28.5W x 24D x 41.5H

**Seat:** 21.5W x 20D **Back:** 22.5W x 22.75H **Seat Range:** 17-19.75

**Arms to Floor:** 23.25 **Weight:** 52 **UPS Weight:** 55 **COM:** N/A

**Carton:** 31L x 26W x 13H **Cube:** 6.06 **Options:** N/A

**Features:** 1, 4, 9, 14 **Control:** Deluxe 2-to-1 Control

**Notes:**

Has achieved GREENGUARD Certification **Big & Tall 400 lbs.**

**Fabric**

Breathable Mesh  
Seat and Back

**List Price**

975.00

937



**9370-55NC17U** Leather Executive Chair with Soft PU Padded Adjustable Arms, Layered Seat and Back and Nylon Base

**Overall Size:** 26.75W x 27.5D x 45.75H

**Seat:** 20.5W x 19.5D x 3T **Back:** 21.25W x 33H x 3T **Seat Range:** 16-19.5

**Arms to Floor:** 26 **Weight:** 56 **UPS Weight:** 61 **COM:** N/A

**Carton:** 35L x 26W x 13H **Cube:** 6.85 **Options:** N/A

**Features:** 1, 3, 4, 7, 8, 9 **Control:** Ultra 2-to-1 with Seat Slider

**Notes:**

Has achieved GREENGUARD Certification

**Fabric**

Cow Split Leather

**List Price**

850.00



★ **A15 Adjustable Arms**

**Weight:** 8 **Cube:** 0.88

**Designed For:** 13-37N20D, 13-M22N20D, 13-37N30D, 13-7N20D, 13-77N20D & 13-37P500D only

Has achieved GREENGUARD Certification

**List:** 85.00



**A7U Adjustable Soft Padded Arms**

**Weight:** 7 **Cube:** 0.88

**Designed For:** Most 818, 818A and 829 Models only (see page 29 for details)

**List:** 90.00



★ **A27WA Adjustable Arms**

● **Weight:** 9 **Cube:** 0.96

**Designed For:** 15-37A720D only

**Note:** Height and Width Adjustable, Big & Tall Drafting Chair

**List:** 98.00



★ **HRM003 Headrest**

**Overall Size:** 15.25W x 8D x 13.5H

**Pad:** 15.25W x 8.75H **Height Adjustment:** 4

**Weight:** 5 **Cube:** 0.83

**Designed For:** 5540 only

Has achieved GREENGUARD Certification

**List:** 95.00



★ **CG50 Floor Glides (set of 5)**

● **Weight:** 2 **Cube:** 0.2

**Designed For:** Nylon Base Chairs  
See Individual Chair Options

Has achieved GREENGUARD Certification

**List:** 25.00 (set of 5)



★ **SW392 Soft Wheel Caster (set of 5)**

**Weight:** 2 **Cube:** 0.2

**Designed For:** Angled Base Chairs  
See Individual Chair Options

Has achieved GREENGUARD Certification

**List:** 30.00 (set of 5)



★ **HRM818 Mesh Headrest**

**Overall Size:** 12.5W x 12.25H x 6.5D

**Pad:** 12.5W x 7H **Height Adjustment:** 2.5

**Weight:** 7 **Cube:** 0.63

**Designed For:** 818 Series only

Has achieved GREENGUARD Certification

**List:** 85.00



★ **HRL818 Leather Headrest**

**Overall Size:** 12.5W x 12.25H x 6.5D

**Pad:** 12.5W x 7H **Height Adjustment:** 2.5

**Weight:** 7 **Cube:** 0.63

**Designed For:** 818 Series only

Has achieved GREENGUARD Certification

**List:** 100.00



★ **HRX818 Breathable Mesh Headrest**

**Overall Size:** 12.5W x 12.25H x 6.5D

**Pad:** 12.5W x 6H **Height Adjustment:** 2.5

**Weight:** 7 **Cube:** 0.62

**Designed For:** 818 Series only

Has achieved GREENGUARD Certification

**List:** 100.00



★ **EHRL006 Eco Leather Headrest**

**Overall Size:** 12.5W x 12.25H x 6.5D

**Pad:** 12.5W x 7H **Height Adjustment:** 2.5

**Weight:** 7 **Cube:** 0.63

**Designed For:** 327-E36C61F6 & 327-66C61F6

Has achieved GREENGUARD Certification

**List:** 90.00



★ **SW70 Soft Wheel Caster (set of 5)**

**Weight:** 2 **Cube:** 0.2

**Designed For:** Nylon Base Chairs  
See Individual Chair Options

Has achieved GREENGUARD Certification

**List:** 30.00 (set of 5)



**AirGrid®**




Dark AirGrid®



Light AirGrid®



Latte AirGrid®




Shadow AirGrid®

**DuraFlex with Flow Thru Technology™**



Charcoal DuraFlex®



White DuraFlex®


**DuraGrid®**



**R2 SpaceGrid™**




**Breathable Mesh**



White Breathable Mesh




Black Breathable Mesh



Charcoal Breathable Mesh

**VeraFlex®**




Shadow



Charcoal



Kiwi




Blue Mist



Latte

**Color Mesh**




Shadow




Raven



Kiwi



Blue Mist



Latte

**SpaceFlex® Backs**



Ice



Raven



Kiwi



Blue Mist



Latte



Fog



Tang



Cosmo



5811 Steel



5812 Rouge



5819 Violet



5877 Sky



5879 Olive



5881 Jade



-3 Black



-6 Green



-7 Blue



-9 Red



-261 Pink



-512 Purple



**0** = T fixed arms



**3** = 2-way adjustable arms: height and width



**4** = 4-way adjustable arms: height, width, forward, reverse & lateral arm pad



**5** = height adjustable arms



**5R** = platinum coated, height adjustable arms



**7** = height adjustable arms



**C8/8** = platinum finish, cantilever fixed arms



**WA** = 2-way adjustable arms: height and width



**A8** = chrome accent, height adjustable arms



**8P** = black finish, height adjustable



**C3** = polished aluminum, cantilever fixed arms



**WP** = height adjustable PP arms



**P3** = black finish, cantilever fixed arms



**A7U** = height adjustable



**A27WA** = 2-way adjustable arms: height and width (15 draft chair only)



**R5** = platinum finish, padded flip arms



**WV** = padded height adjustable arms (819-vinyl)



**F2** = height adjustable flip arms



**F3** = 4-way adjustable flip arms: height, width, forward, reverse & lateral arm pad



**F6** = platinum finish, 4-way adjustable flip arms: height, width, forward, reverse & lateral arm pad



**06** = height adjustable arms



**F2W** = height adjustable flip arms



**A15** = height adjustable arms



**A27WA** = 2-way adjustable arms: height and width



Shown: SL2271, SL2272 & SL2273

**OSP<sup>®</sup>**  
furniture





Shown in: Sojourn Alabaster -21R493

## SF2471 Custom Fabric Club Chair with Cherry Finish

Shipped Assembled

**Overall Size:** 33W x 31.5D x 30H

**Seat:** 20.75W x 20.5D

**Back:** 22.25W x 15.5H **Seat Height:** 17.5

**Weight:** 58 **UPS Weight:** No UPS **COM:** 6 yds

**Carton:** 34L x 32W x 30H **Cube:** 18.88

**Notes:** Rated for 300 lbs. of distributed weight

**ANSI/BIFMA Tested**

Fabric	List Price
Cherry Finish	
Custom Fabric	
A	800.00
B	850.00
C	900.00
R	1000.00



Shown in: Sojourn Alabaster -21R493

## SF2472 Custom Fabric Loveseat with Cherry Finish

Shipped Assembled

**Overall Size:** 52.5W x 31.5D x 30H

**Seat:** 42.5W x 21D

**Back:** 46W x 16.75H **Seat Height:** 17.5

**Weight:** 84 **UPS Weight:** No UPS **COM:** 12 yds

**Carton:** 54L x 32W x 31H **Cube:** 31.0

**Notes:** Rated for 500 lbs. of distributed weight

**ANSI/BIFMA Tested**

Fabric	List Price
Cherry Finish	
Custom Fabric	
A	1165.00
B	1225.00
C	1395.00
R	1545.00



Shown in: Sojourn Alabaster -21R493

## SF2473 Custom Fabric Sofa with Cherry Finish

Shipped Assembled

**Overall Size:** 72W x 31.5D x 30H

**Seat:** 65W x 21D

**Back:** 69W x 16.75H **Seat Height:** 17.5

**Weight:** 104 **UPS Weight:** No UPS **COM:** 18 yds

**Carton:** 73L x 32W x 31H **Cube:** 41.90

**Notes:** Rated for 675 lbs. of distributed weight

**ANSI/BIFMA Tested**

Fabric	List Price
Cherry Finish	
Custom Fabric	
A	1450.00
B	1545.00
C	1650.00
R	1850.00



Shown in: Valor Indigo -21R486

## SF8471 Custom Fabric Club Chair with Cherry Finish

Shipped Assembled with Legs Unmounted

**Overall Size:** 32W x 33.5D x 30.75H

**Seat:** 22W x 20D

**Back:** 22W x 16H **Seat Height:** 17.5

**Weight:** 62 **UPS Weight:** No UPS **COM:** 6 yds

**Carton:** 34L x 33W x 30H **Cube:** 19.47

**Notes:** Rated for 300 lbs. of distributed weight

**ANSI/BIFMA Tested**

Fabric	List Price
Cherry Finish	
Custom Fabric	
A	730.00
B	770.00
C	825.00
R	915.00



Shown in: Valor Indigo -21R486

## SF8472 Custom Fabric Loveseat with Cherry Finish

Shipped Assembled with Legs Unmounted

**Overall Size:** 58W x 33.5D x 30.75H

**Seat:** 48W x 20D

**Back:** 48W x 16H **Seat Height:** 17.5

**Weight:** 91 **UPS Weight:** No UPS **COM:** 12 yds

**Carton:** 59L x 34W x 30H **Cube:** 34.82

**Notes:** Rated for 500 lbs. of distributed weight

**ANSI/BIFMA Tested**

Fabric	List Price
Cherry Finish	
Custom Fabric	
A	1100.00
B	1160.00
C	1250.00
R	1385.00



Shown in: Valor Indigo -21R486

## SF8473 Custom Fabric Sofa with Cherry Finish

Shipped Assembled with Legs Unmounted

**Overall Size:** 74.5W x 33.5D x 30.75H

**Seat:** 64W x 20D

**Back:** 64W x 16H **Seat Height:** 17.5

**Weight:** 111 **UPS Weight:** No UPS **COM:** 18 yds

**Carton:** 79L x 34W x 30H **Cube:** 46.63

**Notes:** Rated for 675 lbs. of distributed weight

**ANSI/BIFMA Tested**

Fabric	List Price
Cherry Finish	
Custom Fabric	
A	1385.00
B	1450.00
C	1565.00
R	1750.00





- ★ **SL1511** Maple Finish **SL1571** Cherry Finish Leather Club Chair Shipped Assembled with Legs Unmounted
- Overall Size:** 33W x 30D x 31H  
**Seat:** 21W x 21.5D  
**Back:** 33W x 25H **Seat Height:** 18.75  
**Weight:** 67 **UPS Weight:** No UPS **COM:** N/A  
**Carton:** 35L x 31W x 26H **Cube:** 16.32  
**Notes:** Rated for 300 lbs. of distributed weight  
**ANSI/BIFMA Tested**

**Fabric**

SL1511 Maple  
 SL1571  
 Cherry and  
 Black Leather

**List Price**

750.00



- ★ **SL1512** Maple Finish **SL1572** Cherry Finish Leather Loveseat Shipped Assembled with Legs Unmounted
- Overall Size:** 55W x 30D x 31H  
**Seat:** 41W x 21.5D  
**Back:** 53W x 25H **Seat Height:** 18.75  
**Weight:** 90 **UPS Weight:** No UPS **COM:** N/A  
**Carton:** 56L x 31W x 26H **Cube:** 26.12  
**Notes:** Rated for 500 lbs. of distributed weight  
**ANSI/BIFMA Tested**

**Fabric**

SL1512 Maple  
 SL1572  
 Cherry and  
 Black Leather

**List Price**

1125.00



- ★ **SL1513** Maple Finish **SL1573** Cherry Finish Leather Sofa Shipped Assembled with Legs Unmounted
- Overall Size:** 74.5W x 30D x 31H  
**Seat:** 60.8W x 21.3D  
**Back:** 73.25W x 25H **Seat Height:** 18.75  
**Weight:** 112 **UPS Weight:** No UPS **COM:** N/A  
**Carton:** 76L x 31W x 26H **Cube:** 35.44  
**Notes:** Rated for 675 lbs. of distributed weight  
**ANSI/BIFMA Tested**

**Fabric**

SL1513 Maple  
 SL1573  
 Cherry and  
 Black Leather

**List Price**

1425.00





★ **SL1871** Taupe Leather Club Chair with Cherry Finish  
Shipped Assembled with Legs Unmounted

**Overall Size:** 33W x 30D x 31H  
**Seat:** 21W x 21.5D  
**Back:** 33W x 25H **Seat Height:** 18.75  
**Weight:** 67 **UPS Weight:** No UPS **COM:** N/A  
**Carton:** 35L x 31W x 26H **Cube:** 16.32  
**Notes:** Rated for 300 lbs. of distributed weight  
**ANSI/BIFMA Tested**

Fabric	List Price
Cherry Finish with Taupe Leather	750.00



★ **SL1872** Taupe Leather Loveseat with Cherry Finish  
Shipped Assembled with Legs Unmounted

**Overall Size:** 55W x 30D x 31H  
**Seat:** 40.7W x 21.5D  
**Back:** 53W x 25H **Seat Height:** 18.75  
**Weight:** 90 **UPS Weight:** No UPS **COM:** N/A  
**Carton:** 56L x 31W x 26H **Cube:** 26.12  
**Notes:** Rated for 500 lbs. of distributed weight  
**ANSI/BIFMA Tested**

Fabric	List Price
Cherry Finish with Taupe Leather	1125.00



★ **SL1873** Taupe Leather Sofa with Cherry Finish  
Shipped Assembled with Legs Unmounted

**Overall Size:** 74.5W x 30D x 31H  
**Seat:** 61W x 21.5D  
**Back:** 73.25W x 25H **Seat Height:** 18.75  
**Weight:** 112 **UPS Weight:** No UPS **COM:** N/A  
**Carton:** 76L x 31W x 26H **Cube:** 35.44  
**Notes:** Rated for 675 lbs. of distributed weight  
**ANSI/BIFMA Tested**

Fabric	List Price
Cherry Finish with Taupe Leather	1425.00



★ **SL2271** Eco Leather **BREEZE** Club Chair with Cherry Finish Legs  
● Shipped Semi K/D

**Overall Size:** 32W x 29.5D x 30.5H  
**Seat:** 20.5W x 20D  
**Back:** 21.5W x 17H **Seat Height:** 17.75  
**Weight:** 58 **UPS Weight:** No UPS **COM:** N/A  
**Carton:** 35L x 30W x 21H **Cube:** 12.76  
**Notes:** Rated for 300 lbs. of distributed weight

Fabric	List Price
Cherry Finish with EC3 Black, EC6 Wine or EC9 Mocha EC10 Chocolate Chip Eco Leather	730.00



★ **SL2272** Eco Leather **BREEZE** Loveseat with Cherry Finish Legs  
● Shipped Semi K/D

**Overall Size:** 52.5W x 29.5D x 30.5H  
**Seat:** 40.5W x 20D  
**Back:** 41W x 17H **Seat Height:** 17.75  
**Weight:** 80 **UPS Weight:** No UPS **COM:** N/A  
**Carton:** 54L x 30W x 21H **Cube:** 19.68  
**Notes:** Rated for 500 lbs. of distributed weight

Fabric	List Price
Cherry Finish with EC3 Black, EC6 Wine or EC9 Mocha EC10 Chocolate Chip Eco Leather	985.00



★ **SL2273** Eco Leather **BREEZE** Sofa with Cherry Finish Legs  
● Shipped Semi K/D

**Overall Size:** 72W x 28.5D x 32H  
**Seat:** 60W x 20D  
**Back:** 60.5W x 17H **Seat Height:** 17.75  
**Weight:** 105 **UPS Weight:** No UPS **COM:** N/A  
**Carton:** 74L x 30W x 21H **Cube:** 26.97  
**Notes:** Rated for 675 lbs. of distributed weight

Fabric	List Price
Cherry Finish with EC3 Black, EC6 Wine or EC9 Mocha EC10 Chocolate Chip Eco Leather	1395.00



★ **SL2371EC9** Mocha Eco Leather **EMBRACE** Club Chair with Cherry Finish Legs Shipped Assembled

**Overall Size:** 31.5W x 29.5D x 31.5H  
**Seat:** 20.75W x 20.25D  
**Back:** 23.5W x 16.5H **Seat Height:** 17.75  
**Weight:** 58 **UPS Weight:** No UPS **COM:** N/A  
**Carton:** 33L x 33W x 30H **Cube:** 18.90  
**Notes:** Rated for 300 lbs. of distributed weight

Fabric	List Price
Cherry Finish with EC9 Mocha Eco Leather	725.00



★ **SL2372EC9** Mocha Eco Leather **EMBRACE** Loveseat with Cherry Finish Legs Shipped Assembled

**Overall Size:** 51.25W x 29.5D x 31.5H  
**Seat:** 40.25W x 20.25D  
**Back:** 43.5W x 16.5H **Seat Height:** 17.75  
**Weight:** 80 **UPS Weight:** No UPS **COM:** N/A  
**Carton:** 52L x 33W x 30H **Cube:** 29.79  
**Notes:** Rated for 500 lbs. of distributed weight

Fabric	List Price
Cherry Finish with EC9 Mocha Eco Leather	1025.00



★ **SL2373EC9** Mocha Eco Leather **EMBRACE** Sofa with Cherry Finish Legs Shipped Assembled

**Overall Size:** 70.75W x 29.5D x 31.5H  
**Seat:** 60W x 20.25D  
**Back:** 63.5W x 16.5H **Seat Height:** 17.75  
**Weight:** 98 **UPS Weight:** No UPS **COM:** N/A  
**Carton:** 72L x 33W x 30H **Cube:** 41.25  
**Notes:** Rated for 675 lbs. of distributed weight

Fabric	List Price
Cherry Finish with EC9 Mocha Eco Leather	1325.00



★ **SL2431EC3** Black Eco Leather **ELEGANZA** Club Chair with Mahogany Finish Legs Shipped Assembled

**Overall Size:** 33W x 31.5D x 30H  
**Seat:** 20.75W x 20.5D  
**Back:** 22.25W x 15.5H **Seat Height:** 17.75  
**Weight:** 58 **UPS Weight:** No UPS **COM:** N/A  
**Carton:** 34L x 32W x 31H **Cube:** 19.51  
**Notes:** Rated for 300 lbs. of distributed weight

Fabric	List Price
Mahogany Finish with EC3 Black Eco Leather	795.00



★ **SL2432EC3** Black Eco Leather **ELEGANZA** Loveseat with Mahogany Finish Legs Shipped Assembled

**Overall Size:** 52.5W x 31.5D x 30H  
**Seat:** 40.25W x 20.5D  
**Back:** 41.75W x 15.5H **Seat Height:** 17.75  
**Weight:** 78 **UPS Weight:** No UPS **COM:** N/A  
**Carton:** 54L x 32W x 31H **Cube:** 31.00  
**Notes:** Rated for 500 lbs. of distributed weight

Fabric	List Price
Mahogany Finish with EC3 Black Eco Leather	1175.00



★ **SL2433EC3** Black Eco Leather **ELEGANZA** Sofa with Mahogany Finish Legs Shipped Assembled

**Overall Size:** 72W x 31.5D x 30H  
**Seat:** 59.75W x 20.5D  
**Back:** 62W x 15.5H **Seat Height:** 17.75  
**Weight:** 96 **UPS Weight:** No UPS **COM:** N/A  
**Carton:** 73L x 32W x 31H **Cube:** 41.90  
**Notes:** Rated for 675 lbs. of distributed weight

Fabric	List Price
Mahogany Finish with EC3 Black Eco Leather	1475.00



★ **SL2471EC11** Taupe Eco Leather **ELEGANZA** Club Chair with Cherry Finish Legs Shipped Assembled

**Overall Size:** 33W x 31.5D x 30H  
**Seat:** 20.75W x 20.5D  
**Back:** 22.25W x 15.5H **Seat Height:** 17.75  
**Weight:** 58 **UPS Weight:** No UPS **COM:** N/A  
**Carton:** 34L x 32W x 31H **Cube:** 19.51  
**Notes:** Rated for 300 lbs. of distributed weight

Fabric	List Price
Cherry Finish with EC11 Taupe Eco Leather	795.00



★ **SL2472EC11** Taupe Eco Leather **ELEGANZA** Loveseat with Cherry Finish Legs Shipped Assembled

**Overall Size:** 52.5W x 31.5D x 30H  
**Seat:** 40.25W x 20.5D  
**Back:** 41.75W x 15.5H **Seat Height:** 17.75  
**Weight:** 78 **UPS Weight:** No UPS **COM:** N/A  
**Carton:** 54L x 32W x 31H **Cube:** 31.00  
**Notes:** Rated for 500 lbs. of distributed weight

Fabric	List Price
Cherry Finish with EC11 Taupe Eco Leather	1175.00



★ **SL2473EC11** Taupe Eco Leather **ELEGANZA** Sofa with Cherry Finish Legs Shipped Assembled

**Overall Size:** 72W x 31.5D x 30H  
**Seat:** 59.75W x 20.5D  
**Back:** 62W x 15.5H **Seat Height:** 17.75  
**Weight:** 96 **UPS Weight:** No UPS **COM:** N/A  
**Carton:** 73L x 32W x 31H **Cube:** 41.90  
**Notes:** Rated for 675 lbs. of distributed weight

Fabric	List Price
Cherry Finish with EC11 Taupe Eco Leather	1475.00



★ **SL2571U1** Espresso Faux Leather **PILLAR** Club Chair with Cherry Finish Legs Shipped Assembled with Legs Unmounted

**Overall Size:** 33W x 31.25D x 33H  
**Seat:** 19.5W x 20.75D  
**Back:** 29.75W x 18.75H **Seat Height:** 19.25  
**Weight:** 72 **UPS Weight:** No UPS **COM:** N/A  
**Carton:** 34L x 33W x 30H **Cube:** 19.47  
**Notes:** Rated for 300 lbs. of distributed weight

Fabric	List Price
Cherry Finish with U1 Espresso Faux Leather	740.00



★ **SL2572U1** Espresso Faux Leather **PILLAR** Loveseat with Cherry Finish Legs Shipped Assembled with Legs Unmounted

**Overall Size:** 56.5W x 31.25D x 33H  
**Seat:** 42W x 20.75D  
**Back:** 52.25W x 18.75H **Seat Height:** 19.25  
**Weight:** 97 **UPS Weight:** No UPS **COM:** N/A  
**Carton:** 57L x 33W x 30H **Cube:** 32.65  
**Notes:** Rated for 500 lbs. of distributed weight

Fabric	List Price
Cherry Finish with U1 Espresso Faux Leather	1095.00



★ **SL2573U1** Espresso Faux Leather **PILLAR** Sofa with Cherry Finish Legs Shipped Assembled with Legs Unmounted

**Overall Size:** 72W x 31.25D x 33H  
**Seat:** 59.5W x 20.75D  
**Back:** 70.25W x 18.75H **Seat Height:** 19.25  
**Weight:** 119 **UPS Weight:** No UPS **COM:** N/A  
**Carton:** 75L x 33W x 30H **Cube:** 42.96  
**Notes:** Rated for 675 lbs. of distributed weight

Fabric	List Price
Cherry Finish with U1 Espresso Faux Leather	1350.00





- ★ **SL2811** Espresso or Black Eco Leather Club Chair with Espresso Finish Legs  
 ● Shipped K/D  
**Overall Size:** 33W x 31.25D x 33H  
**Seat:** 23.25W x 19.5D  
**Back:** 23.25W x 16H **Seat Height:** 18  
**Weight:** 49 **UPS Weight:** No UPS **COM:** N/A  
**Carton:** 37L x 25W x 25H **Cube:** 13.38  
**Notes:** Rated for 300 lbs. of distributed weight

Fabric	List Price
Espresso Finish with EC1 Espresso Eco Leather or EC3 Black Eco Leather	595.00



- ★ **SL2812** Espresso or Black Eco Leather Loveseat with Espresso Finish Legs  
 ● Shipped K/D  
**Overall Size:** 56.5W x 31.25D x 33H  
**Seat:** 46.75W x 19.5D  
**Back:** 46.75W x 16H **Seat Height:** 18  
**Weight:** 75 **UPS Weight:** No UPS **COM:** N/A  
**Carton:** 48L x 33W x 25H **Cube:** 22.91  
**Notes:** Rated for 500 lbs. of distributed weight

Fabric	List Price
Espresso Finish with EC1 Espresso Eco Leather or EC3 Black Eco Leather	875.00



- ★ **SL2813** Espresso or Black Eco Leather Sofa with Espresso Finish Legs  
 ● Shipped K/D  
**Overall Size:** 72W x 31.25D x 33H  
**Seat:** 62.25W x 19.5D  
**Back:** 62.25W x 16H **Seat Height:** 18  
**Weight:** 95 **UPS Weight:** No UPS **COM:** N/A  
**Carton:** 64L x 33W x 25H **Cube:** 30.55  
**Notes:** Rated for 675 lbs. of distributed weight

Fabric	List Price
Espresso Finish with EC1 Espresso Eco Leather or EC3 Black Eco Leather	1195.00



- ★ **SL8471** Black **SL8871** Taupe Leather Club Chair with Cherry Finish  
 ● Shipped Assembled with Legs Unmounted  
**Overall Size:** 32W x 33.5D x 30.75H  
**Seat:** 22W x 20D  
**Back:** 22W x 16H **Seat Height:** 17.25  
**Weight:** 62 **UPS Weight:** No UPS **COM:** 5 yds  
**Carton:** 34L x 33W x 30H **Cube:** 19.47  
**Notes:** Rated for 300 lbs. of distributed weight  
**ANSI/BIFMA Tested**

Fabric	List Price
Cherry Finish SL8471 Black Leather SL8871 Taupe Leather	750.00



- ★ **SL8472** Black **SL8872** Taupe Leather Loveseat with Cherry Finish  
 ● Shipped Assembled with Legs Unmounted  
**Overall Size:** 58W x 33.5D x 30.75H  
**Seat:** 48W x 20D  
**Back:** 48W x 16H **Seat Height:** 17.25  
**Weight:** 91 **UPS Weight:** No UPS **COM:** 7 yds  
**Carton:** 60L x 34W x 30H **Cube:** 35.41  
**Notes:** Rated for 500 lbs. of distributed weight  
**ANSI/BIFMA Tested**

Fabric	List Price
Cherry Finish SL8472 Black Leather SL8872 Taupe Leather	1125.00



- ★ **SL8473** Black **SL8873** Taupe Leather Sofa with Cherry Finish  
 ● Shipped Assembled with Legs Unmounted  
**Overall Size:** 74.5W x 33.5D x 30.75H  
**Seat:** 64W x 20D  
**Back:** 64W x 16H **Seat Height:** 17.25  
**Weight:** 111 **UPS Weight:** No UPS **COM:** 9 yds  
**Carton:** 79L x 34W x 30H **Cube:** 46.63  
**Notes:** Rated for 675 lbs. of distributed weight  
**ANSI/BIFMA Tested**

Fabric	List Price
Cherry Finish SL8473 Black Leather SL8873 Taupe Leather	1425.00



- ★ **7360MLT** High Back Mesh Screen Back and Seat Chair with Locking Tilt Control and  
● Polished Aluminum Arms and Base
- Overall Size:** 21.5W x 24.75D x 46.5H  
**Seat:** 19W x 17.5D **Back:** 18W x 25H **Seat Range:** 18.25 - 21  
**Arms to Floor:** 26.75 **Weight:** 42 **UPS Weight:** 124 **COM:** N/A  
**Carton:** 37L x 26W x 25H **Cube:** 13.91 **LTL Cube:** 10.0  
**Options:** N/A **Features:** 1, 4, 5, 8, 9 **Control:** Locking Tilt  
**Notes:**  
Has achieved GREENGUARD Certification

Fabric	List Price
Black Mesh Screen Seat and Back with Polished Aluminum Arms and Base	525.00



- ★ **7361MLT** Mid Back Mesh Screen Back and Seat Chair with Locking Tilt Control and  
● Polished Aluminum Arms and Base
- Overall Size:** 21.25W x 24.25D x 39H  
**Seat:** 19W x 17.5D **Back:** 17.75W x 19H **Seat Range:** 18.25 - 21  
**Arms to Floor:** 26.75 **Weight:** 41 **UPS Weight:** 108 **COM:** N/A  
**Carton:** 32L x 26W x 25H **Cube:** 12.03 **LTL Cube:** 8.8  
**Options:** N/A **Features:** 1, 4, 5, 8, 9 **Control:** Locking Tilt  
**Notes:**  
Has achieved GREENGUARD Certification

Fabric	List Price
Black Mesh Screen Seat and Back with Polished Aluminum Arms and Base	495.00



- ★ **73603** High Back Black Eco Leather Chair with Built-in Headrest, Mid Pivot Knee Tilt Control and Polished Aluminum Arms and Base
- Overall Size:** 21.75W x 24.75D x 50.75H  
**Seat:** 18.75W x 16.5D **Back:** 17.75W x 28.5H **Seat Range:** 19.75 - 23  
**Arms to Floor:** 28 **Weight:** 49 **UPS Weight:** 138 **COM:** N/A  
**Carton:** 41L x 26W x 25H **Cube:** 15.42 **LTL Cube:** 12.0  
**Options:** N/A **Features:** 1, 4, 6, 8, 9 **Control:** Mid Pivot Knee Tilt  
**Notes:** Photo Partial Representation Only  
Has achieved GREENGUARD Certification

Fabric	List Price
Black Eco Leather Seat and Back with Polished Aluminum Arms and Base	625.00



- ★ **74603LT** High Back Black Eco Leather Chair with Locking Tilt Control and Polished  
● Aluminum Arms and Base
- Overall Size:** 21.5W x 24.75D x 46.5H  
**Seat:** 19W x 17.5D **Back:** 18W x 25H **Seat Range:** 18.25 - 21  
**Arms to Floor:** 26.75 **Weight:** 44 **UPS Weight:** 124 **COM:** N/A  
**Carton:** 37L x 26W x 25H **Cube:** 13.91 **LTL Cube:** 10.0  
**Options:** N/A **Features:** 1, 4, 5, 8, 9 **Control:** Locking Tilt  
**Notes:**  
Has achieved GREENGUARD Certification

Fabric	List Price
Black Eco Leather Seat and Back with Polished Aluminum Arms and Base	525.00



- ★ **74613LT** Mid Back Black Eco Leather Chair with Locking Tilt Control and Polished  
● Aluminum Arms and Base
- Overall Size:** 21.25W x 24.25D x 39H  
**Seat:** 19W x 17.5D **Back:** 17.75W x 19H **Seat Range:** 18.25 - 21  
**Arms to Floor:** 26.75 **Weight:** 44 **UPS Weight:** 108 **COM:** N/A  
**Carton:** 32L x 26W x 25H **Cube:** 12.03 **LTL Cube:** 8.8  
**Options:** N/A **Features:** 1, 4, 5, 8, 9 **Control:** Locking Tilt  
**Notes:**  
Has achieved GREENGUARD Certification

Fabric	List Price
Black Eco Leather Seat and Back with Polished Aluminum Arms and Base	495.00



- ★ **73631** Armless Mid Back Black Eco Leather Chair with Polished Aluminum Frame and  
● Base
- Overall Size:** 19.5W x 24D x 39.75H  
**Seat:** 18.75W x 18D **Back:** 17.75W x 19H **Seat Range:** 17.5 - 21  
**Arms to Floor:** N/A **Weight:** 39 **UPS Weight:** 65 **COM:** N/A  
**Carton:** 27L x 22W x 21H **Cube:** 7.21  
**Options:** N/A **Features:** 1, 4, 5, 8, 9 **Control:** Locking Tilt  
**Notes:**  
Has achieved GREENGUARD Certification

Fabric	List Price
Black Eco Leather Seat and Back with Polished Aluminum Base	480.00



★ **74653** Black Eco Leather Visitors Chair with Polished Aluminum Frame, Arms and Base

**Overall Size:** 21.25W x 24.5D x 37.25H  
**Seat:** 18.75W x 18D **Back:** 17.75W x 19H **Seat Range:** 18 Fixed  
**Arms to Floor:** 26 **Weight:** 40 **UPS Weight:** 108 **COM:** N/A  
**Carton:** 32L x 26W x 25H **Cube:** 12.03  
**Options:** N/A **Features:** N/A **Control:** N/A  
**Notes:**

Has achieved GREENGUARD Certification

**Fabric**

Black Eco Leather  
 Seat and Back with  
 Polished Aluminum  
 Arms and Base

**List Price**

480.00



★ **73023** High Back White Eco Leather Chair with Built-in Headrest, Mid Pivot Knee Tilt Control and Polished Aluminum Arms and Base

**Overall Size:** 21.75W x 24.75D x 50.75H  
**Seat:** 18.75W x 16.5D **Back:** 17.75W x 28.5H **Seat Range:** 19.75 - 23  
**Arms to Floor:** 28 **Weight:** 49 **UPS Weight:** 138 **COM:** N/A  
**Carton:** 41L x 26W x 25H **Cube:** 15.42 **LTL Cube:** 12.0  
**Options:** N/A **Features:** 1, 4, 6, 8, 9 **Control:** Mid Pivot Knee Tilt  
**Notes:**

Has achieved GREENGUARD Certification

**Fabric**

White Eco Leather  
 Seat and Back with  
 Polished Aluminum  
 Arms and Base

**List Price**

625.00



★ **74023LT** High Back White Eco Leather Chair with Locking Tilt Control and Polished Aluminum Arms and Base

**Overall Size:** 21.5W x 24.75D x 46.5H  
**Seat:** 19W x 17.5D **Back:** 18W x 25H **Seat Range:** 18.25 - 21  
**Arms to Floor:** 26.75 **Weight:** 45 **UPS Weight:** 124 **COM:** N/A  
**Carton:** 37L x 26W x 25H **Cube:** 13.91 **LTL Cube:** 10.0  
**Options:** N/A **Features:** 1, 4, 5, 8, 9 **Control:** Locking Tilt  
**Notes:**

Has achieved GREENGUARD Certification

**Fabric**

White Eco Leather  
 Seat and Back with  
 Polished Aluminum  
 Arms and Base

**List Price**

525.00



★ **74123LT** Mid Back White Eco Leather Chair with Locking Tilt Control and Polished Aluminum Arms and Base

**Overall Size:** 21.25W x 24.25D x 39H  
**Seat:** 19W x 17.5D **Back:** 17.75W x 19H **Seat Range:** 18.25 - 21  
**Arms to Floor:** 26.75 **Weight:** 44 **UPS Weight:** 108 **COM:** N/A  
**Carton:** 32L x 26W x 25H **Cube:** 12.03 **LTL Cube:** 8.8  
**Options:** N/A **Features:** 1, 4, 5, 8, 9 **Control:** Locking Tilt  
**Notes:**

Has achieved GREENGUARD Certification

**Fabric**

White Eco Leather  
 Seat and Back with  
 Polished Aluminum  
 Arms and Base

**List Price**

495.00



★ **73633** Armless Mid Back White Eco Leather Chair with Polished Aluminum Frame and Base

**Overall Size:** 19.5W x 24D x 39.75H  
**Seat:** 18.75W x 18D **Back:** 17.75W x 19H **Seat Range:** 17.5 - 21  
**Arms to Floor:** N/A **Weight:** 39 **UPS Weight:** 65 **COM:** N/A  
**Carton:** 27L x 22W x 21H **Cube:** 7.21  
**Options:** N/A **Features:** 1, 4, 5, 8, 9 **Control:** Locking Tilt  
**Notes:**

Has achieved GREENGUARD Certification

**Fabric**

White Eco Leather  
 Seat and Back with  
 Polished  
 Aluminum Base

**List Price**

480.00



★ **74523** White Eco Leather Visitors Chair with Polished Aluminum Frame, Arms and Sled Base

**Overall Size:** 21.25W x 24.5D x 37.25H  
**Seat:** 18.75W x 18D **Back:** 17.75W x 19H **Seat Range:** 18 Fixed  
**Arms to Floor:** 26 **Weight:** 40 **UPS Weight:** 108 **COM:** N/A  
**Carton:** 32L x 26W x 25H **Cube:** 12.03  
**Options:** N/A **Features:** N/A **Control:** N/A  
**Notes:**

Has achieved GREENGUARD Certification

**Fabric**

White Eco Leather  
 Seat and Back with  
 Polished Aluminum  
 Arms and Base

**List Price**

480.00



- ★ **74602LT** High Back Grey Eco Leather Chair with Locking Tilt Control and Polished Aluminum Arms and Base
- Overall Size:** 21.5W x 24.75D x 46.5H  
**Seat:** 19W x 17.5D **Back:** 18W x 25H **Seat Range:** 18.25 - 21  
**Arms to Floor:** 26.75 **Weight:** 45 **UPS Weight:** 124 **COM:** N/A  
**Carton:** 37L x 26W x 25H **Cube:** 13.91  
**Options:** N/A **Features:** 1, 4, 5, 8, 9 **Control:** Locking Tilt  
**Notes:**  
 Has achieved GREENGUARD Certification

Fabric	List Price
Grey Eco Leather Seat and Back with Polished Aluminum Arms and Base	525.00



- ★ **74612LT** Mid Back Grey Eco Leather Chair with Locking Tilt Control and Polished Aluminum Arms and Base
- Overall Size:** 21.25W x 24.25D x 39H  
**Seat:** 19W x 17.5D **Back:** 17.75W x 19H **Seat Range:** 18.25 - 21  
**Arms to Floor:** 26.75 **Weight:** 44 **UPS Weight:** 108 **COM:** N/A  
**Carton:** 32L x 26W x 25H **Cube:** 12.03  
**Options:** N/A **Features:** 1, 4, 5, 8, 9 **Control:** Locking Tilt  
**Notes:**  
 Has achieved GREENGUARD Certification

Fabric	List Price
Grey Eco Leather Seat and Back with Polished Aluminum Arms and Base	495.00



- ★ **73632** Armless Mid Back Grey Eco Leather Chair with Polished Aluminum Frame and Base
- Overall Size:** 19.5W x 24D x 39.75H  
**Seat:** 18.75W x 18D **Back:** 17.75W x 19H **Seat Range:** 17.5 - 21  
**Arms to Floor:** N/A **Weight:** 39 **UPS Weight:** 65 **COM:** N/A  
**Carton:** 27L x 22W x 21H **Cube:** 7.21  
**Options:** N/A **Features:** 1, 4, 5, 8, 9 **Control:** Locking Tilt  
**Notes:** Photo Partial Representation Only  
 Has achieved GREENGUARD Certification

Fabric	List Price
Grey Eco Leather Seat and Back with Polished Aluminum Arms and Base	480.00



- ★ **74652** Grey Eco Leather Visitors Chair with Polished Aluminum Frame, Arms and Sled Base
- Overall Size:** 21.25W x 24.5D x 37.25H  
**Seat:** 18.75W x 18D **Back:** 17.75W x 19H **Seat Range:** 18 Fixed  
**Arms to Floor:** 26 **Weight:** 40 **UPS Weight:** 108 **COM:** N/A  
**Carton:** 32L x 26W x 25H **Cube:** 12.03  
**Options:** N/A **Features:** N/A **Control:** N/A  
**Notes:** Photo Partial Representation Only  
 Has achieved GREENGUARD Certification

Fabric	List Price
Grey Eco Leather Seat and Back with Polished Aluminum Arms and Base	480.00



- ★ **74608LT** High Back Chocolate Eco Leather Chair with Locking Tilt Control and Polished Aluminum Arms and Base
- Overall Size:** 21.5W x 24.75D x 46.5H  
**Seat:** 19W x 17.5D **Back:** 18W x 25H **Seat Range:** 18.25 - 21  
**Arms to Floor:** 26.75 **Weight:** 45 **UPS Weight:** 124 **COM:** N/A  
**Carton:** 37L x 26W x 25H **Cube:** 13.91  
**Options:** N/A **Features:** 1, 4, 5, 8, 9 **Control:** Locking Tilt  
**Notes:**  
 Has achieved GREENGUARD Certification

Fabric	List Price
Chocolate Eco Leather Seat and Back with Polished Aluminum Arms and Base	525.00



- ★ **74618LT** Mid Back Chocolate Eco Leather Chair with Locking Tilt Control and Polished Aluminum Arms and Base
- Overall Size:** 21.25W x 24.25D x 39H  
**Seat:** 19W x 17.5D **Back:** 17.75W x 19H **Seat Range:** 18.25 - 21  
**Arms to Floor:** 26.75 **Weight:** 44 **UPS Weight:** 108 **COM:** N/A  
**Carton:** 32L x 26W x 25H **Cube:** 12.03  
**Options:** N/A **Features:** 1, 4, 5, 8, 9 **Control:** Locking Tilt  
**Notes:**  
 Has achieved GREENGUARD Certification

Fabric	List Price
Chocolate Eco Leather Seat and Back with Polished Aluminum Arms and Base	495.00





- ★ 73638 Armless Mid Back Chocolate Eco Leather Chair with Polished Aluminum Frame and Base

**Overall Size:** 19.5W x 24D x 39.75H

**Seat:** 18.75W x 18D **Back:** 17.75W x 19H **Seat Range:** 17.5 - 21

**Arms to Floor:** N/A **Weight:** 39 **UPS Weight:** 65 **COM:** N/A

**Carton:** 27L x 22W x 21H **Cube:** 7.21

**Options:** N/A **Features:** 1, 4, 5, 8, 9 **Control:** Locking Tilt

**Notes:**

Has achieved GREENGUARD Certification

#### Fabric

Chocolate  
Eco Leather  
Seat and Back  
with Polished  
Aluminum Base

#### List Price

480.00



- ★ 74658 Chocolate Eco Leather Visitors Chair with Polished Aluminum Frame, Arms and Sled Base

**Overall Size:** 21.25W x 24.5D x 37.25H

**Seat:** 18.75W x 18D **Back:** 17.75W x 19H **Seat Range:** 18 Fixed

**Arms to Floor:** 26 **Weight:** 40 **UPS Weight:** 108 **COM:** N/A

**Carton:** 32L x 26W x 25H **Cube:** 12.03

**Options:** N/A **Features:** N/A **Control:** N/A

**Notes:** Photo Partial Representation Only

Has achieved GREENGUARD Certification

#### Fabric

Chocolate  
Eco Leather  
Seat and Back with  
Polished Aluminum  
Arms and Base

#### List Price

480.00



- ★ 78603LT High Back Black Eco Leather Chair with Locking Tilt Control and Polished Aluminum Arms and Base

**Overall Size:** 21W x 27.5D x 48.5H

**Seat:** 18.5W x 19D x 2T **Back:** 16.5W x 23.75H x 2T **Seat Range:** 21.25 - 26.25

**Arms to Floor:** 27.25 **Weight:** 50 **UPS Weight:** 141 **COM:** N/A

**Carton:** 39L x 28W x 25H **Cube:** 15.80

**Options:** N/A **Features:** 1, 4, 5, 8, 9 **Control:** Locking Tilt

**Notes:**

Has achieved GREENGUARD Certification

#### Fabric

Black Eco Leather  
Seat and Back with  
Polished Aluminum  
Arms and Base

#### List Price

750.00



- ★ 78023LT High Back White Eco Leather Chair with Locking Tilt Control and Polished Aluminum Arms and Base

**Overall Size:** 21W x 27.5D x 48.5H

**Seat:** 18.5W x 19D x 2T **Back:** 16.5W x 23.75H x 2T **Seat Range:** 21.25 - 26.25

**Arms to Floor:** 27.25 **Weight:** 50 **UPS Weight:** 141 **COM:** N/A

**Carton:** 39L x 28W x 25H **Cube:** 15.80

**Options:** N/A **Features:** 1, 4, 5, 8, 9 **Control:** Locking Tilt

**Notes:**

Has achieved GREENGUARD Certification

#### Fabric

White Eco Leather  
Seat and Back with  
Polished Aluminum  
Arms and Base

#### List Price

750.00





★ **NAP91CHY** Napa Cherry Guest Chair with Wood Back (1 pack)

**Overall Size:** 22.5W x 21.75D x 30.75H  
**Seat:** 22W x 18D x 3T **Back:** 20W x 7.5H  
**Arms to Floor:** 25.5 **Weight:** 31 **UPS Weight:** 33 **COM:** .75 yds  
**Carton:** 33L x 24W x 8H **Cube:** 3.78 **Pack:** 1  
**Notes:** Ships 1 per carton. Assembly Required.  
**Notes:** KD Construction  
 Napa Casegoods on Pages 67-71

Fabric	List Price
-3 Black	370.00
A	390.00
B	410.00
C	435.00
R	470.00



★ **NAP91ESP** Napa Espresso Guest Chair with Wood Back (1 pack)

**Overall Size:** 22.5W x 21.75D x 30.75H  
**Seat:** 22W x 18D x 3T **Back:** 20W x 7.5H  
**Arms to Floor:** 25.5 **Weight:** 31 **UPS Weight:** 33 **COM:** .75 yds  
**Carton:** 33L x 24W x 8H **Cube:** 3.78 **Pack:** 1  
**Notes:** Ships 1 per carton. Assembly Required.  
**Notes:** KD Construction  
 Napa Casegoods on Pages 67-71

Fabric	List Price
-3 Black	370.00
A	390.00
B	410.00
C	435.00
R	470.00



★ **NAP91MAH** Napa Mahogany Guest Chair with Wood Back (1 pack)

**Overall Size:** 22.5W x 21.75D x 30.75H  
**Seat:** 22W x 18D x 3T **Back:** 20W x 7.5H  
**Arms to Floor:** 25.5 **Weight:** 31 **UPS Weight:** 33 **COM:** .75 yds  
**Carton:** 33L x 24W x 8H **Cube:** 3.78 **Pack:** 1  
**Notes:** Ships 1 per carton. Assembly Required.  
**Notes:** KD Construction  
 Napa Casegoods on Pages 67-71

Fabric	List Price
-3 Black	370.00
A	390.00
B	410.00
C	435.00
R	470.00



★ **NAP91MPL** Napa Maple Guest Chair with Wood Back (1 pack)

**Overall Size:** 22.5W x 21.75D x 30.75H  
**Seat:** 22W x 18D x 3T **Back:** 20W x 7.5H  
**Arms to Floor:** 25.5 **Weight:** 31 **UPS Weight:** 33 **COM:** .75 yds  
**Carton:** 33L x 24W x 8H **Cube:** 3.78 **Pack:** 1  
**Notes:** Ships 1 per carton. Assembly Required.  
**Notes:** KD Construction  
 Napa Casegoods on Pages 67-71

Fabric	List Price
-3 Black	370.00
A	390.00
B	410.00
C	435.00
R	470.00



★ **NAP95CHY** Napa Cherry Guest Chair with Upholstered Back (1 pack)

**Overall Size:** 22.5W x 22D x 31H  
**Seat:** 22W x 18.5D x 3T **Back:** 20W x 8H x 2T  
**Arms to Floor:** 25.5 **Weight:** 31 **UPS Weight:** 33 **COM:** 1.0 yds  
**Carton:** 33L x 24W x 8H **Cube:** 3.78 **Pack:** 1  
**Notes:** Ships 1 per carton. Assembly Required.  
**Notes:** KD Construction  
 Napa Casegoods on Pages 67-71

Fabric	List Price
-3 Black or -EC3 Black Eco Leather	375.00
A	390.00
B	410.00
C	435.00
R	470.00



★ **NAP95ESP** Napa Espresso Guest Chair with Upholstered Back (1 pack)

**Overall Size:** 22.5W x 22D x 31H  
**Seat:** 22W x 18.5D x 3T **Back:** 20W x 8H x 2T  
**Arms to Floor:** 25.5 **Weight:** 31 **UPS Weight:** 33 **COM:** 1.0 yds  
**Carton:** 33L x 24W x 8H **Cube:** 3.78 **Pack:** 1  
**Notes:** Ships 1 per carton. Assembly Required.  
**Notes:** KD Construction  
 Napa Casegoods on Pages 67-71

Fabric	List Price
-3 Black or -EC3 Black Eco Leather	375.00
A	390.00
B	410.00
C	435.00
R	470.00

★ **NAP95MAH** Napa Mahogany Guest Chair with Upholstered Back (1 pack)**Overall Size:** 22.5W x 22D x 31H**Seat:** 22W x 18.5D x 3T **Back:** 20W x 8H x 2T**Arms to Floor:** 25.5 **Weight:** 31 **UPS Weight:** 33 **COM:** 1.0 yds**Carton:** 33L x 24W x 8H **Cube:** 3.78 **Pack:** 1**Notes:** Ships 1 per carton. Assembly Required.**Notes:** KD Construction

Napa Casegoods on Pages 67-71

**Fabric**

-3 Black or  
-EC3 Black  
Eco Leather  
A  
B  
C  
R

**List Price**

375.00  
390.00  
410.00  
435.00  
470.00

★ **NAP95MPL** Napa Maple Guest Chair with Upholstered Back (1 pack)**Overall Size:** 22.5W x 22D x 31H**Seat:** 22W x 18.5D x 3T **Back:** 20W x 8H x 2T**Arms to Floor:** 25.5 **Weight:** 31 **UPS Weight:** 33 **COM:** 1.0 yds**Carton:** 33L x 24W x 8H **Cube:** 3.78 **Pack:** 1**Notes:** Ships 1 per carton. Assembly Required.**Notes:** KD Construction

Napa Casegoods on Pages 67-71

**Fabric**

-3 Black or  
-EC3 Black  
Eco Leather  
A  
B  
C  
R

**List Price**

375.00  
390.00  
410.00  
435.00  
470.00

★ **NAP97CHY** Napa Cherry Guest Chair with Full Cushion Back (1 pack)**Overall Size:** 23W x 23.5D x 35H**Seat:** 22W x 18.5D x 3T **Back:** 19W x 14.25H x 1.5T**Arms to Floor:** 29 **Weight:** 31 **UPS Weight:** 41 **COM:** N/A**Carton:** 34L x 24W x 10H **Cube:** 4.54 **Pack:** 1**Notes:** Ships 1 per carton. Assembly Required.**Notes:** KD Construction

Napa Casegoods on Pages 67-71

**Fabric**

Eco Leather  
-EC3 Black

**List Price**

400.00

★ **NAP97ESP** Napa Espresso Guest Chair with Full Cushion Back (1 pack)**Overall Size:** 23W x 23.5D x 35H**Seat:** 22W x 18.5D x 3T **Back:** 19W x 14.25H x 1.5T**Arms to Floor:** 29 **Weight:** 31 **UPS Weight:** 41 **COM:** N/A**Carton:** 34L x 24W x 10H **Cube:** 4.54 **Pack:** 1**Notes:** Ships 1 per carton. Assembly Required.**Notes:** KD Construction

Napa Casegoods on Pages 67-71

**Fabric**

Eco Leather  
-EC3 Black

**List Price**

400.00

★ **NAP97MAH** Napa Mahogany Guest Chair with Full Cushion Back (1 pack)**Overall Size:** 23W x 23.5D x 35H**Seat:** 22W x 18.5D x 3T **Back:** 19W x 14.25H x 1.5T**Arms to Floor:** 29 **Weight:** 31 **UPS Weight:** 41 **COM:** N/A**Carton:** 34L x 24W x 10H **Cube:** 4.54 **Pack:** 1**Notes:** Ships 1 per carton. Assembly Required.**Notes:** KD Construction

Napa Casegoods on Pages 67-71

**Fabric**

Eco Leather  
-EC3 Black

**List Price**

400.00

★ **NAP97MPL** Napa Maple Guest Chair with Full Cushion Back (1 pack)**Overall Size:** 23W x 23.5D x 35H**Seat:** 22W x 18.5D x 3T **Back:** 19W x 14.25H x 1.5T**Arms to Floor:** 29 **Weight:** 31 **UPS Weight:** 41 **COM:** N/A**Carton:** 34L x 24W x 10H **Cube:** 4.54 **Pack:** 1**Notes:** Ships 1 per carton. Assembly Required.**Notes:** KD Construction

Napa Casegoods on Pages 67-71

**Fabric**

Eco Leather  
-EC3 Black

**List Price**

400.00



- ★ **MEN-982-MAH/MEN-982-MPL** Leg Chair with Wood Criss-cross Back & High Gloss Maple or Mahogany Finish (2 pack)
- Overall Size:** 22.5W x 23D x 33.5H  
**Seat:** 18.5W x 19D **Back:** 18W x 15H  
**Arms to Floor:** 27.5 **Weight:** 45 **UPS Weight:** No UPS **COM:** 1 yd per Chair  
**Carton:** 39L x 28W x 25H **Cube:** 15.79 **Pack:** 2  
**Notes:** Ships 2 per Carton, Frame Fully Assembled, Seat Cushion Unmounted  
**Notes:**  
Mendocino Casegoods on Pages 56-58

Fabric	List Price 2 Pack
Black	800.00
A	842.00
B	890.00
C	938.00
R	1020.00



- ★ **MEN-98-MAH/MEN-98-MPL** Leg Chair with Wood Criss-cross Back & High Gloss Maple or Mahogany Finish (4 pack)
- Overall Size:** 22.5W x 23D x 33.5H  
**Seat:** 18.5W x 19D **Back:** 18W x 15H  
**Arms to Floor:** 27.5 **Weight:** 86 **UPS Weight:** No UPS **COM:** 1 yd per Chair  
**Carton:** 44L x 35W x 26H **Cube:** 23.17 **Pack:** 4  
**Notes:** Ships 4 per Carton, Frame Fully Assembled, Seat Cushions Unmounted  
**Notes:**  
Mendocino Casegoods on Pages 56-58

Fabric	List Price 4 Pack
Black	1600.00
A	1684.00
B	1780.00
C	1876.00
R	2040.00



- ★ **MEN-942-CHY** Leg Chair with Upholstered Back & Satin Cherry Finish (2 pack)
- Overall Size:** 22.5W x 18.25D x 33.25H  
**Seat:** 20W x 18D x 2.5T **Back:** 21W x 16H x 1.5T  
**Arms to Floor:** 26.75 **Weight:** 45 **UPS Weight:** No UPS **COM:** 1.5 yd per Chair  
**Carton:** 39L x 28W x 25H **Cube:** 15.79 **Pack:** 2  
**Notes:** Ships 2 per Carton, Frame Fully Assembled, Seat Cushion Unmounted  
**Notes:**  
Mendocino Casegoods on Pages 56-58

Fabric	List Price 2 Pack
Black	800.00
A	842.00
B	890.00
C	938.00
R	1020.00



- ★ **MEN-94-CHY** Leg Chair with Upholstered Back & Satin Cherry Finish (4 pack)
- Overall Size:** 22.5W x 18.25D x 33.25H  
**Seat:** 20W x 18D x 2.5T **Back:** 21W x 16H x 1.5T  
**Arms to Floor:** 26.75 **Weight:** 86 **UPS Weight:** No UPS **COM:** 1.5 yd per Chair  
**Carton:** 44L x 35W x 26H **Cube:** 23.17 **Pack:** 4  
**Notes:** Ships 4 per Carton, Frame Fully Assembled, Seat Cushions Unmounted  
**Notes:**  
Mendocino Casegoods on Pages 56-58

Fabric	List Price 4 Pack
Black	1600.00
A	1684.00
B	1780.00
C	1876.00
R	2040.00



- ★ **KEN-992-MAH/KEN-992-LCH** Leg Chair with Wood Slat Back & Mahogany or Light Cherry Finish (2 pack)
- Overall Size:** 23W x 23D x 32H  
**Seat:** 20W x 18.5D **Back:** 18.5W x 15.5H  
**Arms to Floor:** 27 **Weight:** 48 **UPS Weight:** No UPS **COM:** 1 yd per Chair  
**Carton:** 39L x 28W x 25H **Cube:** 15.79 **Pack:** 2  
**Notes:** Ships 2 per Carton, Frame Fully Assembled, Seat Cushions Unmounted  
**Notes:**  
Kenwood Casegoods on Pages 59-61

Fabric	List Price 2 Pack
Black	750.00
A	790.00
B	830.00
C	870.00
R	940.00



- ★ **KEN-99-MAH/KEN-99-LCH** Leg Chair with Wood Slat Back & Mahogany or Light Cherry Finish (4 pack)
- Overall Size:** 23W x 23D x 32H  
**Seat:** 20W x 18.5D **Back:** 18.5W x 15.5H  
**Arms to Floor:** 27 **Weight:** 90 **UPS Weight:** No UPS **COM:** 1 yd per Chair  
**Carton:** 44L x 34W x 26H **Cube:** 22.50 **Pack:** 4  
**Notes:** Ships 4 per Carton, Frame Fully Assembled, Seat Cushions Unmounted  
**Notes:**  
Kenwood Casegoods on Pages 59-61

Fabric	List Price 4 Pack
Black	1500.00
A	1580.00
B	1660.00
C	1740.00
R	1880.00

## Finish Key

**MAH** = Mahogany Finish  
**MPL** = Maple Finish

**LCH** = Light Cherry Finish  
**CHY** = Cherry Finish

**ESP** = Espresso Finish







★ **KEN-1292-MAH/KEN-1292-LCH** Leg Chair with Upholstered Back & Mahogany or Light Cherry Finish (2 pack)

**Overall Size:** 23W x 23D x 32H

**Seat:** 20W x 18.5D **Back:** 18.5W x 15.5H

**Arms to Floor:** 27 **Weight:** 50 **UPS Weight:** No UPS **COM:** 1.5 yd per Chair

**Carton:** 39L x 28W x 25H **Cube:** 15.79 **Pack:** 2

**Notes:** Ships 2 per Carton, Frame Fully Assembled, Seat Cushions Unmounted

**Notes:**

Kenwood Casegoods on Pages 59-61

**Fabric**

Black  
A  
B  
C  
R

**List Price  
2 Pack**

750.00  
790.00  
830.00  
870.00  
940.00



★ **KEN-129-MAH/KEN-129-LCH** Leg Chair with Upholstered Back & Mahogany or Light Cherry Finish (4 pack)

**Overall Size:** 23W x 23D x 32H

**Seat:** 20W x 18.5D **Back:** 18.5W x 15.5H

**Arms to Floor:** 27 **Weight:** 95 **UPS Weight:** No UPS **COM:** 1.5 yd per Chair

**Carton:** 44L x 35W x 26H **Cube:** 23.17 **Pack:** 4

**Notes:** Ships 4 per Carton, Frame Fully Assembled, Seat Cushions Unmounted

**Notes:**

Kenwood Casegoods on Pages 59-61

**Fabric**

Black  
A  
B  
C  
R

**List Price  
4 Pack**

1500.00  
1580.00  
1660.00  
1740.00  
1880.00



★ **SON-992-CHY** Leg Chair with Wood Slat Back & Sonoma Cherry Finish (2 pack)

**Overall Size:** 23W x 23D x 32H

**Seat:** 20W x 18.5D **Back:** 18.5W x 15.5H

**Arms to Floor:** 27 **Weight:** 48 **UPS Weight:** No UPS **COM:** 1 yd per Chair

**Carton:** 39L x 28W x 25H **Cube:** 15.79 **Pack:** 2

**Notes:** Ships 2 per Carton, Frame Fully Assembled, Seat Cushions Unmounted

**Notes:**

Sonoma Casegoods on Pages 62-64

**Fabric**

Black  
A  
B  
C  
R

**List Price  
2 Pack**

750.00  
790.00  
830.00  
870.00  
940.00



★ **SON-99-CHY** Leg Chair with Wood Slat Back & Sonoma Cherry Finish (4 pack)

**Overall Size:** 23W x 23D x 32H

**Seat:** 20W x 18.5D **Back:** 18.5W x 15.5H

**Arms to Floor:** 27 **Weight:** 92 **UPS Weight:** No UPS **COM:** 1 yd per Chair

**Carton:** 44L x 34W x 26H **Cube:** 22.50 **Pack:** 4

**Notes:** Ships 4 per Carton, Frame Fully Assembled, Seat Cushions Unmounted

**Notes:**

Sonoma Casegoods on Pages 62-64

**Fabric**

Black  
A  
B  
C  
R

**List Price  
4 Pack**

1500.00  
1580.00  
1660.00  
1740.00  
1880.00



★ **SON-1292-CHY** Leg Chair with Upholstered Back & Sonoma Cherry Finish (2 pack)

**Overall Size:** 23W x 23D x 32H

**Seat:** 20W x 18.5D **Back:** 18.5W x 15.5H

**Arms to Floor:** 27 **Weight:** 48 **UPS Weight:** No UPS **COM:** 1.5 yd per Chair

**Carton:** 39L x 28W x 25H **Cube:** 15.79 **Pack:** 2

**Notes:** Ships 2 per Carton, Frame Fully Assembled, Seat Cushions Unmounted

**Notes:**

Sonoma Casegoods on Pages 62-64

**Fabric**

Black  
A  
B  
C  
R

**List Price  
2 Pack**

750.00  
790.00  
830.00  
870.00  
940.00



★ **SON-129-CHY** Leg Chair with Upholstered Back & Sonoma Cherry Finish (4 pack)

**Overall Size:** 23W x 23D x 32H

**Seat:** 20W x 18.5D **Back:** 18.5W x 15.5H

**Arms to Floor:** 27 **Weight:** 94 **UPS Weight:** No UPS **COM:** 1.5 yd per Chair

**Carton:** 43L x 35W x 26H **Cube:** 22.64 **Pack:** 4

**Notes:** Ships 4 per Carton, Frame Fully Assembled, Seat Cushions Unmounted

**Notes:**

Sonoma Casegoods on Pages 62-64

**Fabric**

Black  
A  
B  
C  
R

**List Price  
4 Pack**

1500.00  
1580.00  
1660.00  
1740.00  
1880.00

## Finish Key

**MAH** = Mahogany Finish  
**MPL** = Maple Finish

**LCH** = Light Cherry Finish  
**CHY** = Cherry Finish

**ESP** = Espresso Finish

★ *NJ In Stock*



# CASEGOODS



new

Townsend TOWTYP12R

OSP<sup>®</sup>  
furniture



SONTYP12 WITH 511343AT

**NAP-ESP U Group  
with EC6583-EC12**



**NAP-CHY  
with EMMH5681JK5-EC1**



**KEN - MAH U Group with 74603LT**





TOW-TYP2, TYP5, 84, 12 and 53

**Finish Key**  
CHY - Royal Cherry

Modern conveniences include integral, felt-lined center drawer in all desks. Standard keyboard tray and wire management on returns, bridge and double pedestal credenza. Hutch with wire passage near worksurface and light valance. Single-key, side-locking pedestals with matching finish drawer interiors. Box and center drawers felt-lined. Desk pedestals are box/box/file. Return/credenza pedestals are file/file. All file drawers are full-extension, ball-bearing slides with Legal/Letter filing.

TOWNSEND blends the heritage of traditional designs with modern office function in select walnut veneers and Royal Cherry finish. Unique parquet design tops and 3"-thick shaped edge profile are further complemented with solid wood picture-frame molding, wood veneer base trim and decorative pilasters.




Unique parquet design veneer on all worksurfaces exemplifies time-honored, tradition of wood craftsmanship.



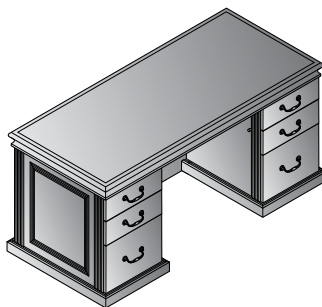
TOW-TYP12R, 13 and 53





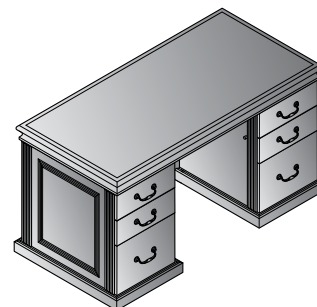
Double Pedestal Desk 72x36x30H  
**TOW-TYP2** **\$2,990**  
42.3 cu. ft. 310.9 lbs.

Consists of:  
**TOW-01** 72x36 Desk Top/Mod Set  
14.9 cu. ft. 134.5 lbs. \$1,030  
**TOW-65L** Left BBF Pedestal for TOW01  
13.7 cu. ft. 88.2 lbs. \$980  
**TOW-65R** Right BBF Pedestal for TOW01  
13.7 cu. ft. 88.2 lbs. \$980



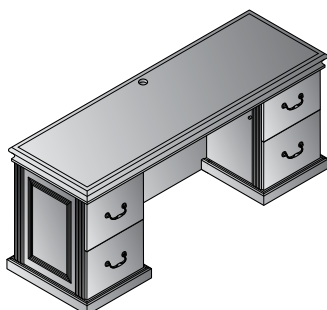
Double Pedestal Desk 66x30x30H  
**TOW-TYP3** **\$2,835**  
34.6 cu. ft. 304.2 lbs.

Consists of:  
**TOW-02** 66x30 Desk Top/Mod Set  
11.7 cu. ft. 127.9 lbs. \$925  
**TOW-63L** Left BBF Pedestal for TOW02/03  
11.4 cu. ft. 88.2 lbs. \$955  
**TOW-63R** Right BBF Pedestal for TOW02/03  
11.4 cu. ft. 88.2 lbs. \$955



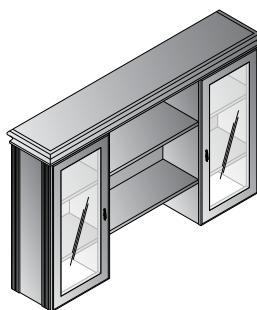
Double Pedestal Desk 60x30x30H  
**TOW-TYP4** **\$2,730**  
33.6 cu. ft. 280.0 lbs.

Consists of:  
**TOW-03** 60x30 Desk Top/Mod Set  
10.7 cu. ft. 103.6 lbs. \$820  
**TOW-63L** Left BBF Pedestal for TOW02/03  
11.4 cu. ft. 88.2 lbs. \$955  
**TOW-63R** Right BBF Pedestal for TOW02/03  
11.4 cu. ft. 88.2 lbs. \$955



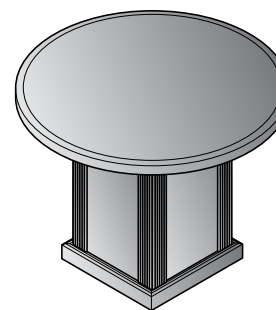
Double Pedestal Credenza 72x24x30H  
**TOW-TYP5** **\$2,420**  
31.3 cu. ft. 255.7 lbs.

Consists of:  
**TOW-43** 72x24 Credenza Top/Mod Set  
12.7 cu. ft. 105.8 lbs. \$980  
**TOW-75L** Left FF Pedestal for TOW043/45  
9.3 cu. ft. 75 lbs. \$720  
**TOW-75R** Right FF Pedestal for TOW043/45  
9.3 cu. ft. 75 lbs. \$720



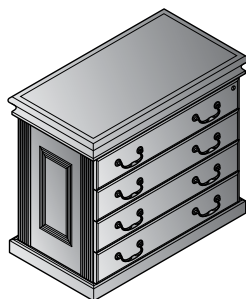
Overhead Storage Hutch 72x15x45H  
**TOW-84** **\$2,320**  
29.7 cu. ft. 231.5 lbs.

Ships in 2 cartons:  
**TOW-84A** (2) Towers + Back Panel  
20.5 cu. ft. 149.9 lbs.  
**TOW-84B** Top + (2) Shelves  
5.7 cu. ft. 81.6 lbs.



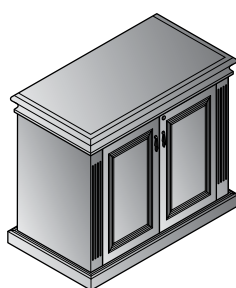
Round Table 48\"/>

Ships in 2 cartons:  
**TOW-59T** 48\"/>



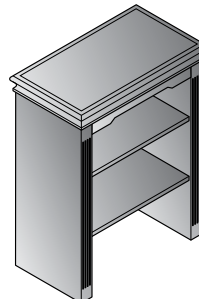
2-Drawer Lateral File 36x20x30H  
**TOW-12** **\$1,420**  
19.1 cu. ft. 149.9 lbs.

Ships Assembled in 1 carton



2-Door Storage Cabinet 36x20x30H  
**TOW-13** **\$1,110**  
19.8 cu. ft. 81.6 lbs.

Ships Assembled in 1 carton



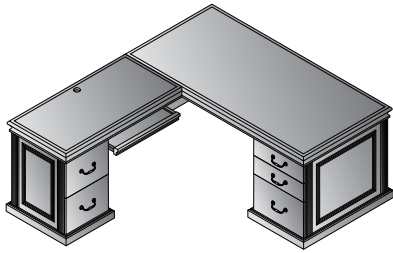
Open Hutch 36x20x45H  
**TOW-53** **\$1,005**  
10.9 cu. ft. 121.3 lbs.

Fits TOW-12 & TOW-13



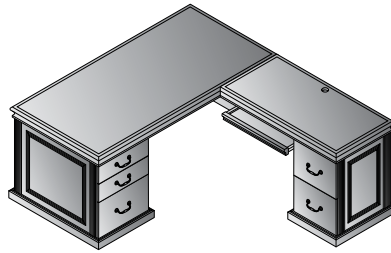
6-Shelf Bookcase 32x14x75H  
**TOW-56** **\$1,420**  
13.1 cu. ft. 138.9 lbs.

2 Fixed (Middle, Bottom) & 4 Adjustable Shelves



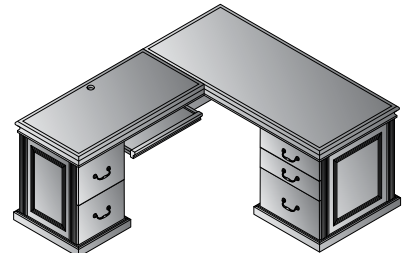
**L-Shape with Left Return 72"x84"**  
**TOW-TYP8L \$4,015**  
 42.6 cu. ft. 346.1 lbs.

Consists of:  
**TOW-01R** 72x36x30H Right Desk Top/Mod Set  
 17.8 cu. ft. 134.5 lbs. \$1,340  
**TOW-64R** Right BBF Pedestal for TOW01R  
 16.1 cu. ft. 134.5 lbs. \$1,235  
**TOW-45L** Left Return Top/Mod Set 48x24x30H  
 8.7 cu. ft. 77.2 lbs. \$720  
**TOW-75L** Left FF Pedestal for TOW043/45  
 9.3 cu. ft. 75 lbs. \$720



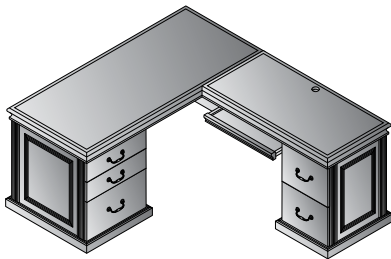
**L-Shape with Right Return 72"x84"**  
**TOW-TYP8R \$4,015**  
 42.6 cu. ft. 346.1 lbs.

Consists of:  
**TOW-01L** 72x36x30H Left Desk Top/Mod Set  
 17.8 cu. ft. 134.5 lbs. \$1,340  
**TOW-64L** Left BBF Pedestal for TOW01R  
 16.1 cu. ft. 134.5 lbs. \$1,235  
**TOW-45R** Right Return Top/Mod Set 48x24x30H  
 8.7 cu. ft. 77.2 lbs. \$720  
**TOW-75R** Right FF Pedestal for TOW043/45  
 9.3 cu. ft. 75 lbs. \$720



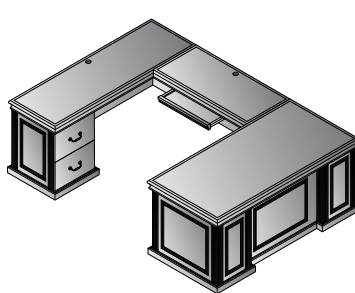
**L-Shape with Left Return 66"x78"**  
**TOW-TYP9L \$3,530**  
 36.1 cu. ft. 310.9 lbs.

Consists of:  
**TOW-02R** 66x30x30H Right Desk Top/Mod Set  
 13.9 cu. ft. 136.7 lbs. \$1,060  
**TOW-62R** Right Pedestal for TOW02R  
 13.4 cu. ft. 97.0 lbs. \$1,030  
**TOW-45L** Left Return Top/Mod Set 48x24x30H  
 8.7 cu. ft. 77.2 lbs. \$720  
**TOW-75L** Left Pedestal for TOW043/45  
 9.3 cu. ft. 75 lbs. \$720



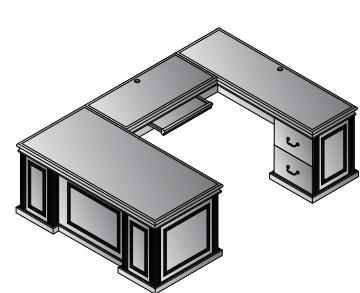
**L-Shape with Right Return 66"x78"**  
**TOW-TYP9R \$3,530**  
 36.1 cu. ft. 310.9 lbs.

Consists of:  
**TOW-02L** 66x30x30H Left Desk Top/Mod Set  
 13.9 cu. ft. 136.7 lbs. \$1,060  
**TOW-62L** Left Pedestal for TOW02R  
 13.4 cu. ft. 97.0 lbs. \$1,030  
**TOW-45R** Right Return Top/Mod Set 48x24x30H  
 8.7 cu. ft. 77.2 lbs. \$720  
**TOW-75R** Right Pedestal for TOW043/45  
 9.3 cu. ft. 75 lbs. \$720



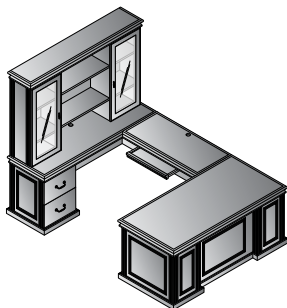
**U-Shape with Left Bridge 72"x108"**  
**TOW-TYP22L \$5,440**  
 68.9 cu. ft. 546.7 lbs.

Consists of:  
**TOW-01R** 72x36x30H Right Desk Top/Mod Set  
 17.8 cu. ft. 134.5 lbs. \$1,340  
**TOW-64R** Right BBF Pedestal for TOW01R  
 16.1 cu. ft. 134.5 lbs. \$1,235  
**TOW-70** Bridge 48x24x30H  
 10.3 cu. ft. 88.2 lbs. \$865  
**TOW-43L** 72x24x30H Left Credenza Top/Mod Set  
 13.8 cu. ft. 114.6 lbs. \$970  
**TOW-78L** Left FF Pedestal for TOW043L  
 10.9 cu. ft. 75 lbs. \$1,030



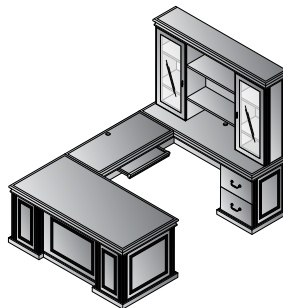
**U-Shape with Right Bridge 72"x108"**  
**TOW-TYP22R \$5,440**  
 68.9 cu. ft. 546.7 lbs.

Consists of:  
**TOW01L** 72x36x30H Left Desk Top/Mod Set  
 17.8 cu. ft. 134.5 lbs. \$1,340  
**TOW-64L** Left BBF Pedestal for TOW01R  
 16.1 cu. ft. 134.5 lbs. \$1,235  
**TOW-70** Bridge 48x24x30H  
 10.3 cu. ft. 88.2 lbs. \$865  
**TOW-43R** 72x24x30H Right Credenza Top/Mod Set  
 13.8 cu. ft. 114.6 lbs. \$970  
**TOW-78R** Right FF Pedestal for TOW043L  
 10.9 cu. ft. 75 lbs. \$1,030



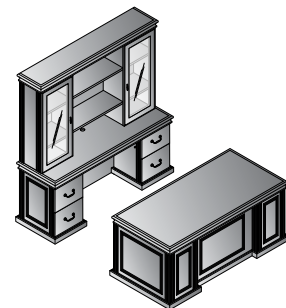
**U-Shape with Left Bridge + Hutch 72"x108"**  
**TOW-TYP12L \$7,760**  
 98.6 cu. ft. 778.2 lbs.

Consists of: (7 cartons)  
**TOW-01R** 72x36x30H Right Desk Top/Mod Set  
 17.8 cu. ft. 134.5 lbs. \$1,340  
**TOW-64R** Right BBF Pedestal for TOW01R  
 16.1 cu. ft. 134.5 lbs. \$1,235  
**TOW-70** Bridge 48x24x30H  
 10.3 cu. ft. 88.2 lbs. \$865  
**TOW-43L** 72x24x30H Left Credenza Top/Mod Set  
 13.8 cu. ft. 114.6 lbs. \$970  
**TOW-78L** Left FF Pedestal for TOW043L  
 10.9 cu. ft. 75 lbs. \$1,030  
**TOW-84** Overhead Storage Hutch 72x15x45H  
 26.2 cu. ft. 231.5 lbs. \$2,320



**U-Shape with Right Bridge + Hutch 72"x108"**  
**TOW-TYP12R \$7,760**  
 98.6 cu. ft. 778.2 lbs.

Consists of: (7 cartons)  
**TOW-01L** 72x36x30H Left Desk Top/Mod Set  
 17.8 cu. ft. 134.5 lbs. \$1,340  
**TOW-64L** Left BBF Pedestal for TOW01R  
 16.1 cu. ft. 134.5 lbs. \$1,235  
**TOW-70** Bridge 48x24x30H  
 10.3 cu. ft. 88.2 lbs. \$865  
**TOW-43R** 72x24x30H Right Credenza Top/Mod Set  
 13.8 cu. ft. 114.6 lbs. \$970  
**TOW-78R** Right FF Pedestal for TOW043L  
 10.9 cu. ft. 75 lbs. \$1,030  
**TOW-84** Overhead Storage Hutch 72x15x45H  
 26.2 cu. ft. 231.5 lbs. \$2,320



**Executive Office**  
**TOW-TYP11 \$7,730**  
 103.3 cu. ft. 798.1 lbs.

Consists of: (8 cartons)  
**TOW-TYP2** 72x36x30H Double Pedestal Desk  
 42.3 cu. ft. 310.9 lbs. \$2,990  
**TOW-TYP5** 72x24x30H Double Pedestal Credenza  
 31.3 cu. ft. 255.7 lbs. \$2,420  
**TOW-84** Overhead Storage Hutch 72x15x45H  
 26.2 cu. ft. 231.5 lbs. \$2,320



TOW-TYP9L and 56



Built-in felt lined box and center drawer



File drawers feature matching wood finish



Detailed pilaster corner moldings and bottom skirt



Premium grade hardware







Design for the connoisseur, Mendocino brings together executive style, characteristics and function. Complex shape work surface edges coordinate with decorative pedestal molding and hutch tops. Enhanced features include legal-width desk pedestals, austere 80" heights (credenza/hutch), and a dramatic showcase hutch with beveled wood frame/clear glass doors. Select hardwood veneers feature Maple HiGloss, Mahogany HiGloss or Satin Cherry finish.



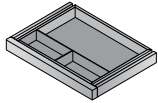




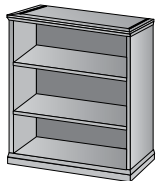
**MEN01**  
Desk Top/Mod Set  
72"x36"x30"  
CU:6.6 WT:110.2  
**List Price: \$1490**



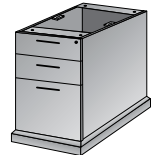
**MEN02**  
Desk Top/Mod Set  
66"x30"x30"  
CU:5.2 WT:91.5  
**List Price: \$1180**



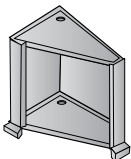
**MEN15**  
Center Drawer  
20"x16"  
CU:0.7 WT:9.5  
**List Price: \$255**



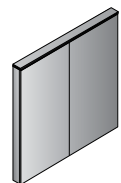
**MEN55**  
Bookcase/Open Hutch  
36"x16"x49"  
CU:6.1 WT:148.8  
**List Price: \$1210**



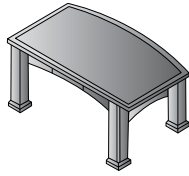
**MEN63**  
BBF Ped-66" Desk  
17"x29.5"x28"  
CU:11.2 WT:90.4  
**List Price: \$1240**  
*Ships Assembled*



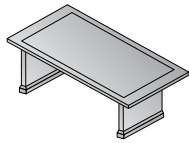
**MEN73**  
False Ped-Credenza  
17"x23.5"x28"  
CU:9.9 WT:45.2  
**List Price: \$510**  
*Ships Assembled*




**MEN100**  
Presentation Board  
48"x6"x48"  
CU:11.4 WT:126.8  
**List Price: \$2170**  
*Ships Assembled*



**MEN04**  
Table Desk  
72"x42"x30"  
CU:18.1 WT:213.6  
**List Price: \$3440**



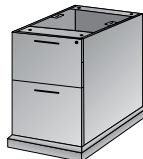
**MEN19**  
Coffee Table  
48"x24"x16"  
CU:4.2 WT:67.2  
**List Price: \$925**



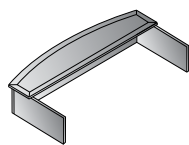
**MEN56**  
5-Shelf Bookcase  
36"x16"x79"  
CU:13.8 WT:103.6  
**List Price: \$1650**



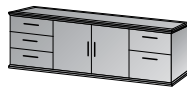
**MEN65**  
BBF Ped-72"/" Desk  
20"x35.5"x28"  
CU:15.1 WT:121.3  
**List Price: \$1305**  
*Ships Assembled*



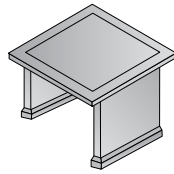
**MEN74**  
FF Ped-72"/" Desk  
20"x35.5"x28"  
CU:15.1 WT:119.0  
**List Price: \$1405**  
*Ships Assembled*



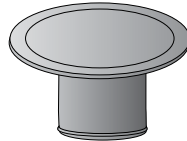
**MEN127**  
Reception Unit MAIN  
72"x35"x13"  
(fits MEN01)  
CU:3.8 WT:74.5  
**List Price: \$1240**



**MEN10**  
Storage Credenza  
72"x24"x30"  
CU:35.6 WT:272.3  
**List Price: \$3630**  
*Ships Assembled*



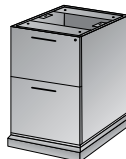
**MEN20**  
End Table  
24"x24"x20"  
CU:2.8 WT:48.7  
**List Price: \$730**



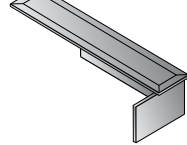
**MEN59**  
Round Table  
48"Dia"x29"H  
CU:13.8 WT:103.6  
Consists of: MEN-59T,59B  
**List Price: \$1930**



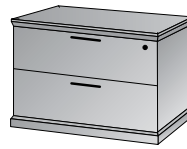
**MEN66**  
BBF Ped-Credenza/Return  
17"x23.5"x28"  
CU:9.1 WT:83.8  
**List Price: \$985**  
*Ships Assembled*



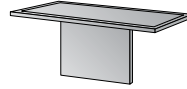
**MEN75**  
FF Ped-Credenza/  
Return  
17"x23.5"x28"  
CU:9.1 WT:82.7  
**List Price: \$1025**  
*Ships Assembled*



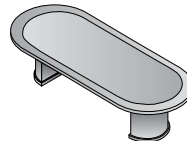
**MEN128**  
Reception Unit  
RETURN  
71.5"x24"x13"  
(fits MEN45/MEN01)  
CU:2.0 WT:49.4  
**List Price: \$795**



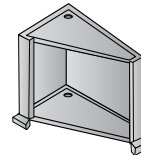
**MEN12**  
Lateral File  
36"x24"x30"  
CU:18.3 WT:132.3  
**List Price: \$1755**  
*Ships Assembled*




**MEN43**  
Credenza Top/Mod Set  
72"x24"x30"  
CU:4.8 WT:86.0  
**List Price: \$1180**



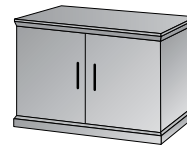
**MEN60**  
Conference Table  
96"x42"x30"  
CU:20.6 WT:217.2  
Consists of: MEN-60T,60S,60/61/62B  
**List Price: \$3200**



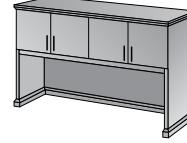
**MEN67**  
False Ped-66" Desk  
17"x29.5"x28"  
CU:12.2 WT:52.5  
**List Price: \$605**  
*Ships Assembled*



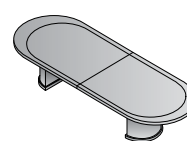
**MEN84**  
Overhead-Glass Door  
72"x16"x49"  
CU:38.9 WT:238.1  
**List Price: \$3190**  
*Ships Assembled*



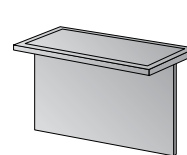
**MEN13**  
Storage Cabinet  
36"x24"x30"  
CU:18.3 WT:121.3  
**List Price: \$1595**  
*Ships Assembled*



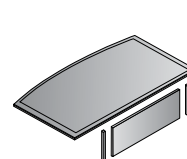
**MEN44**  
Part-Assembled Hutch  
72"x16"x49"  
CU:38.8 WT:218.3  
**List Price: \$2615**



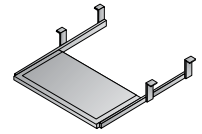
**MEN61**  
Conference Table  
120"x48"x30"  
CU:22.3 WT:308.6  
Consists of: MEN-61T,61S,60/61/62B  
**List Price: \$3945**



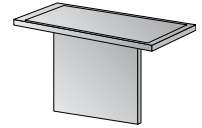
**MEN70**  
Bridge Top/Mod Set  
49.5"x24"x30"  
CU:3.4 WT:70.5  
**List Price: \$955**



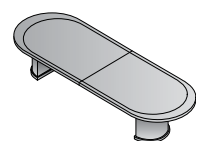
**MEN89**  
72" Bow Desk Top/Mod Set  
72"x42"x30"  
CU:7.6 WT:132.3  
**List Price: \$1490**



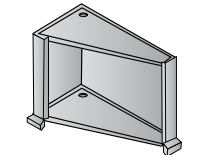
**MEN14**  
Keyboard Tray  
26"x12"  
CU:0.9 WT:13.2  
**List Price: \$410**



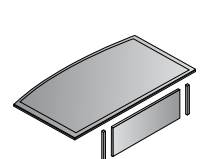
**MEN45**  
Return Top/Mod Set  
48.5"x24"x30"  
CU:3.3 WT:65.0  
**List Price: \$730**



**MEN62**  
Conference Table  
144"x48"x30"  
CU:22.3 WT:313.1  
Consists of: MEN-62T,62S,60/61/62B  
**List Price: \$4845**



**MEN71**  
False Ped-72"/" Desk  
20"x35.5"x28"  
CU:16.4 WT:60.6  
**List Price: \$730**  
*Ships Assembled*



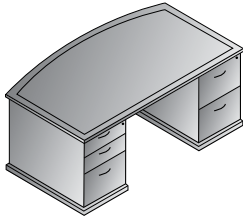
**MEN90**  
84" Bow Desk Top/Mod Set  
84"x44"x30"  
CU:9.3 WT:138.9  
**List Price: \$2295**

### Finish Key

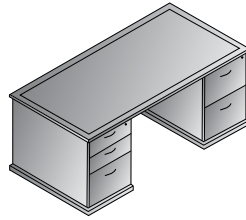
MAH - Mahogany Finish

MPL - Maple Finish

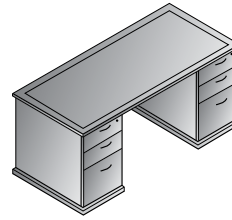
CHY - Satin Cherry Finish



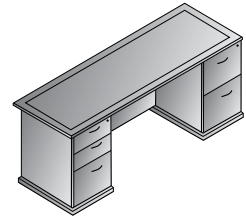
Bow Top Desk 72"x42"  
**MENTYP1**  
37.8 cu. ft. 372.6 lbs.  
Consists of: MEN-89,65,74  
**\$4,200**



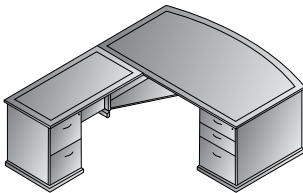
Double Pedestal Desk 72"x36"  
**MENTYP2**  
36.8 cu. ft. 350.5 lbs.  
Consists of: MEN-01,65,74  
**\$4,200**



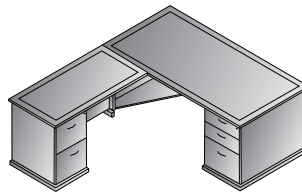
Double Pedestal Desk 66"x30"  
**MENTYP3**  
27.6 cu. ft. 272.3 lbs.  
Consists of: MEN-02,63,63  
**\$3,660**



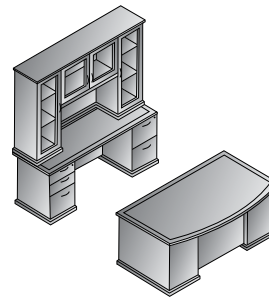
Kneespace Credenza 72"x24"  
**MENTYP5**  
23 cu. ft. 252.5 lbs.  
Consists of: MEN-43,66,75  
**\$3,190**



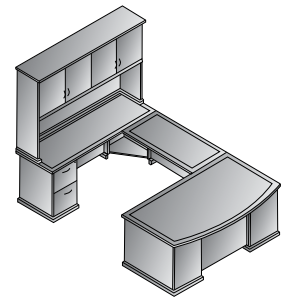
L Shape w/Bow Top Desk 72"x90"  
**MENTYP8**  
51.5 cu. ft. 461.9 lbs.  
Consists of: MEN-89,65,71,45,75  
**\$5,280**



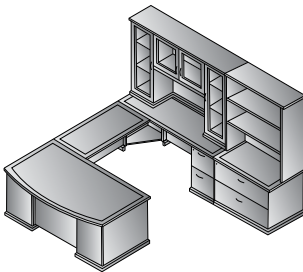
L Shape 72"x84"  
**MENTYP9**  
50.5 cu. ft. 439.8 lbs.  
Consists of: MEN-01,65,71,45,75  
**\$5,280**



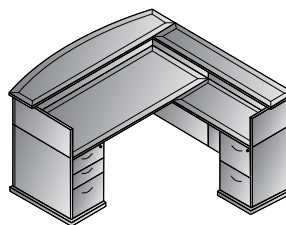
Executive Office  
**MENTYP11**  
99.7 cu. ft. 863.2 lbs.  
Consists of: MEN-89,65,74,43, 66,75,84  
**\$10,580**



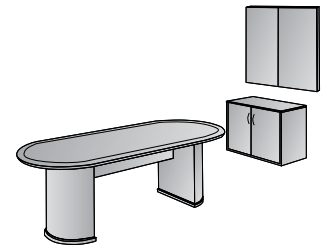
U Shape w/Hutch 72"x115"  
**MENTYP12**  
105.1 cu. ft. 816.9 lbs.  
Consists of: MEN-89,65,71,70,  
43,73,75,44  
**\$9,810**



U w/Hutch + Storage 108"x115"  
**MENTYP13**  
129.6 cu. ft. 1,118 lbs.  
Consists of: MEN-89,65,71,70,  
43,73,75,84,12,55  
**\$13,350**



Reception Station 72" x 90"  
**MENTYP19**  
56.3 cu. ft. 563.7 lbs.  
Consists of: MEN-01,65,71,45,  
75,127,128  
**\$7,315**



Conference Group 3-Pcs.  
**MENTYP20**  
50.3 cu. ft. 465.3 lbs.  
Consists of: MEN-60,13,100  
MEN60 consists of: MEN-60T/S,  
MEN60/61/62B  
**\$6,965**

### Finish Key

**MAH** - Mahogany Finish  
**MPL** - Maple Finish  
**CHY** - Satin Cherry Finish

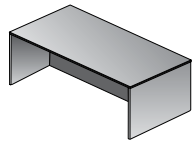
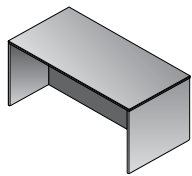
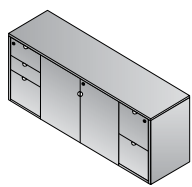
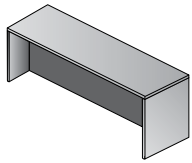
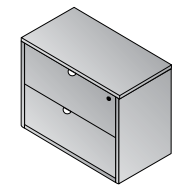
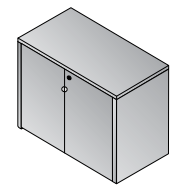
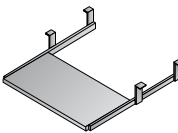
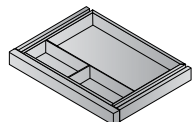
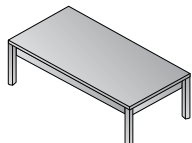
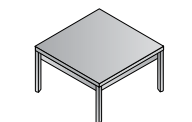
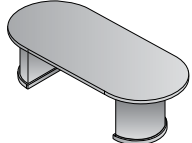
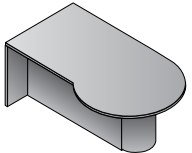
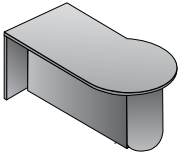
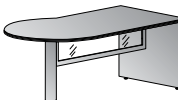
**Casegoods IN STOCK**

Kenwood features fluted hardwood edge design and select hardwood veneers. Each is book-matched and assembled in traditional fashion to develop the natural grain character. Complementing this careful craftsmanship are a warm Light Cherry, Mahogany and new Espresso finishes. Durable finishes feature subtle sheen created through multiple-step processes to achieve a unique level of sophistication. New glass modesty panels and glass door hutch add modern styling.



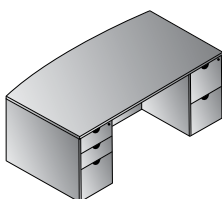
### Finish Key

**MAH** - Mahogany Finish  
**LCH** - Light Cherry  
**ESP** - Espresso **new**

- |   |   |  |  |   |   |   |
|---|---|--|--|---|---|---|
| <br><b>KEN01</b><br><b>Desk Shell</b><br>72"x36"x29"<br>CU:6.8 WT:176.4<br><b>List Price: \$1695</b> | <br><b>KEN02</b><br><b>Desk Shell</b><br>66"x30"x29"<br>CU:5.3 WT:136.7<br><b>List Price: \$1430</b> | <br><b>KEN10</b><br><b>Storage Credenza</b><br>72"x20"x29"<br>CU:26.8 WT:251.3<br><b>List Price: \$2850</b><br><i>Ships Assembled</i> | <br><b>KEN11</b><br><b>Credenza Shell</b><br>66"x20"x29"<br>CU:4.7 WT:103.6<br><b>List Price: \$1130</b>                              | <br><b>KEN12</b><br><b>Lateral File</b><br>37"x20"x29"<br>CU:14.1 WT:143.1<br><b>List Price: \$1600</b><br><i>Ships Assembled</i>   | <br><b>KEN13</b><br><b>Storage Cabinet</b><br>37"x20"x29"<br>CU:5.3 WT:110.2<br><b>List Price: \$1400</b>  | <br><b>KEN14</b><br><b>Keyboard Tray</b><br>26"x12"<br>CU:0.6 WT:11.0<br><b>List Price: \$125</b>  |
| <br><b>KEN15</b><br><b>Center Drawer</b><br>15"x20"<br>CU:0.7 WT:7.7<br><b>List Price: \$100</b>     | <br><b>KEN19</b><br><b>Coffee Table</b><br>48"x24"x16"<br>CU:4.0 WT:61.7<br><b>List Price: \$830</b> | <br><b>KEN20</b><br><b>End Table</b><br>24"x24"x20"<br>CU:2.1 WT:41.9<br><b>List Price: \$575</b>                                     | <br><b>KEN35</b><br><b>Conference Table</b><br>72"x36"x30"<br>CU:13.9 WT:185<br>Consists of: KEN-35T,35B<br><b>List Price: \$2020</b> | <br><b>KEN41L</b><br><b>Left P-Top</b><br>72"x36"/42"x29"<br>CU:10.9 WT:154.3<br>Consists of: KEN-41L,41/47B<br><b>List Price: \$1725</b><br><i>Not Available in Espresso</i> | <br><b>KEN41R</b><br><b>Right P-Top</b><br>72"x36"/42"x29"<br>CU:10.9 WT:154.3<br>Consists of: KEN-41R,41/47B<br><b>List Price: \$1725</b><br><i>Not Available in Espresso</i> | <br><b>KEN41LGM</b><br><b>Left P-Top w/Glass 1/2 Modesty Panel</b><br>72"x36"/42"x29"<br>CU:9.5 WT:138.9<br>Consists of: KEN-41TLGM,41/47P-SLVR<br><b>List Price: \$1840</b><br><i>Not Available in Espresso</i> |

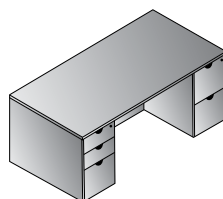
<p><b>KEN41RGM</b> Right P-Top w/Glass 1/2 Modesty Panel 72"x36"x42"x29" CU:9.5 WT:138.9 Consists of: KEN-41TRGM, 41/47P-SLVR <i>Not Available in Espresso</i> <b>List Price: \$1840</b></p>	<p><b>KEN43</b> Credenza Shell 72"x20"x29" CU:5.1 WT:119.0 <b>List Price: \$1185</b></p>	<p><b>KEN44</b> Overhead Storage 72"x14"x42" CU:8.8 WT:165.4 Consists of: KEN-44H, 4DW <b>List Price: \$1815</b></p>	<p><b>KEN42</b> Overhead with Glass Doors 72" x 14" x 42" CU:8.8 WT:165.4 Consists of: KEN-44H, 4DG <b>List Price: \$1815</b></p>	<p><b>KEN45</b> Return Shell 48"x24"x29" CU:3.6 WT:79.4 <b>List Price: \$860</b></p>	<p><b>KEN47</b> Bullet 72"x36"x29" CU:9.7 WT:149.9 <i>Not Available in Espresso</i> <b>List Price: \$1580</b></p>	<p><b>KEN47GM</b> Bullet Desk w/Glass 1/2 Modesty Panel 72"x36"x29" CU:8.7 WT:138.9 <b>List Price: \$1695</b></p>
<p><b>KEN50</b> 4 Door Credenza 72"x20"x29" CU:9.4 WT:200.6 <b>List Price: \$2200</b></p>	<p><b>KEN51</b> Wardrobe/Storage 37.5"x20"x71" CU:10.9 WT:194 <i>Not Available in Espresso</i> <b>List Price: \$3020</b></p>	<p><b>KEN52</b> Storage/Lateral File 37.5"x20"x71" CU:35.2 WT:147.7 <i>Not Available in Espresso</i> <b>List Price: \$3845</b> <i>Ships Assembled</i></p>	<p><b>KEN55</b> Bookcase/Open Hutch 36"x14"x42" CU:4.8 WT:103.6 <b>List Price: \$1030</b></p>	<p><b>KEN56</b> 5-Shelf Bookcase 36"x14"x71" CU:7.5 WT:165.3 <b>List Price: \$1580</b></p>	<p><b>KEN58</b> RoundTable 42"Dia.x30"H CU:11.2 WT:97 Consists of: KEN-58T, 58B <b>List Price: \$1340</b></p>	<p><b>KEN59</b> RoundTable 48"Dia.x30"H CU:15.2 WT:106.9 Consists of: KEN-59T, 59/63B <b>List Price: \$1580</b></p>
<p><b>KEN60</b> Conference Table 96"x42"x30" CU:21.5 WT:201 Consists of: KEN-60T/S, 60/61/62B <b>List Price: \$2295</b></p>	<p><b>KEN61</b> Conference Table 120"x48"x30" CU:21.1 WT:271.1 Consists of: KEN-61T, 61S, 60/61/62B <b>List Price: \$3230</b></p>	<p><b>KEN62</b> Conference Table 144"x48"x30" CU:23.1 WT:306.5 Consists of: KEN-62T, 62S, 60/61/62B <b>List Price: \$3910</b></p>	<p><b>KEN63</b> Conference Table 168"x48"x30" CU:44 WT:387 Consists of: KEN-63T, 59/63B (4 qty.) <b>List Price: \$5145</b></p>	<p><b>KEN65</b> BBF Ped-Desk 24.25"x15.5"x27" CU:7.4 WT:72.8 <b>List Price: \$830</b> <i>Ships Assembled</i></p>	<p><b>KEN66</b> BBF Ped-Credenza/ Return 18.5"x15.5"x27" CU:5.7 WT:59.5 <b>List Price: \$690</b> <i>Ships Assembled</i></p>	<p><b>KEN68</b> Lateral File Ped 35"x18"x27" CU:12.2 WT:97 <b>List Price: \$1450</b> <i>Ships Assembled</i></p>
<p><b>KEN69</b> MultiFile Ped 32"x18"x27" CU:11.2 WT:93.7 <b>List Price: \$1725</b> <i>Ships Assembled</i></p>	<p><b>KEN70</b> Bridge Shell 48"x24"x29" CU:2.8 WT:66.1 <b>List Price: \$690</b></p>	<p><b>KEN74</b> FF Ped-Desk 24.25"x15.5"x27" CU:7.4 WT:69.4 <b>List Price: \$830</b> <i>Ships Assembled</i></p>	<p><b>KEN75</b> FF Ped-Credenza/ Return 18.5"x15.5"x27" CU:5.7 WT:56.2 <b>List Price: \$690</b> <i>Ships Assembled</i></p>	<p><b>KEN82L</b> Left Corner Credenza 72"x36"x29" CU:7.1 WT:145.5 <i>Not Available in Espresso</i> <b>List Price: \$1610</b></p>	<p><b>KEN82R</b> Right Corner Credenza 72"x36"x29" CU:7.1 WT:145.5 <i>Not Available in Espresso</i> <b>List Price: \$1610</b></p>	<p><b>KEN87L</b> Left Corner Bow Desk 72"x30"/48"x29" CU:9.3 WT:175.3 <i>Not Available in Espresso</i> <b>List Price: \$1990</b></p>
<p><b>KEN87R</b> Right Corner Bow Desk 72"x30"/48"x29" CU:9.3 WT:175.3 <i>Not Available in Espresso</i> <b>List Price: \$1990</b></p>	<p><b>KEN89</b> Bow Desk Shell 72"x39"x29" CU:2.8 WT:191.8 <b>List Price: \$1780</b></p>	<p><b>KEN92</b> Return Shell 36"x24"x29" CU:2.8 WT:77.2 <i>Not Available in Espresso</i> <b>List Price: \$680</b></p>	<p><b>KEN93</b> Bridge 36"x24"x29" CU:2.3 WT:46.3 <i>Not Available in Espresso</i> <b>List Price: \$540</b></p>	<p><b>KEN96</b> Return 42"x24"x29" CU:3.2 WT:72.8 <b>List Price: \$750</b></p>	<p><b>KEN98</b> Bridge 42"x24"x29" CU:2.6 WT:55.1 <b>List Price: \$595</b></p>	<p><b>KEN100</b> Presentation Board 48"x48"x4" CU:8.8 WT:110.2 <b>List Price: \$1605</b> <i>Ships Assembled</i></p>
<p><b>KEN122</b> Reception Desk 72"x30"x42" CU:9.6 WT:242.5 <b>List Price: \$2410</b></p>	<p><b>KEN122GT</b> Reception Desk with Glass Top 72"x30"x42" CU:10.6 WT:264.6 <b>List Price: \$2650</b></p>	<p><b>KEN124</b> Counter (for return #125) 60"x12.5" CU:1.5 WT:23.8 <b>List Price: \$350</b></p>	<p><b>KEN125</b> Reception Return 42"x20"x42" CU:4.0 WT:92.6 Black Fabric CU:1.2 WT:15 <b>List Price: \$950</b></p>	<p><b>NAPTB-3</b> Tackboard for NAP42/44 SON44, KEN42/44 65"x17.5" Black Fabric CU:1.2 WT:15 <b>List Price: \$180</b></p>	<p><b>Tackboard</b> Custom Fabric NAPTB (Specify Fabric) Grade A <b>\$230</b> Grade B <b>\$250</b> Grade C <b>\$275</b> Grade R <b>\$300</b></p>	<p><b>LK1-GC</b> Lock Core with Keys <b>\$15</b> List <b>KC-GC</b> Change Key <b>\$8</b> List <b>KM-GC</b> Master Key <b>\$8</b> List</p>



**new****Espresso Finish now Available****Kenwood Typicals****OSP**  
furniture**Bow Top Desk 72"x39"****KENTYP1**

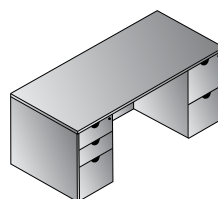
23.7 cu. ft. 334 lbs.

Consists of: KEN-89,65,74

**\$3,440****Double Pedestal Desk 72"x36"****KENTYP2**

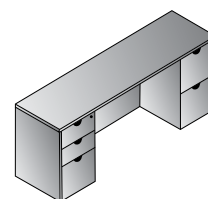
21.6 cu. ft. 318.6 lbs.

Consists of: KEN-01,65,74

**\$3,355****Double Pedestal Desk 66"x30"****KENTYP3**

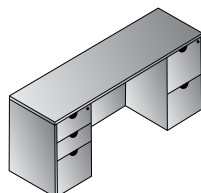
20.1 cu. ft. 278.9 lbs.

Consists of: KEN-02,65,74

**\$3,090****Kneespace Credenza 72"x20"****KENTYP5**

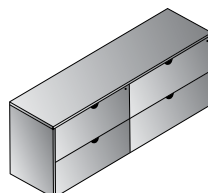
16.5 cu. ft. 234.7 lbs.

Consists of: KEN-43,66,75

**\$2,565****Kneespace Credenza 66"x20"****KENTYP6**

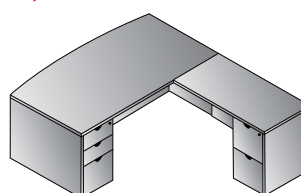
16.1 cu. ft. 219.3 lbs.

Consists of: KEN-11,66,75

**\$2,510****Double Lateral File Credenza 72"x20"****KENTYP7**

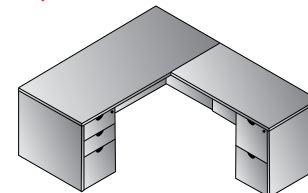
29.3 cu. ft. 313.0 lbs.

Consists of: KEN-43,68,68

**\$4,085****L Shape w/Bow Desk 72"x87"****KENTYP8**

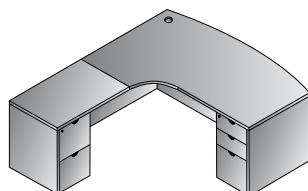
25.6 cu. ft. 400.2 lbs.

Consists of: KEN-89,65,45,75

**\$4,160****L Shape 66"x78"****KENTYP9**

22.0 cu. ft. 345.1 lbs.

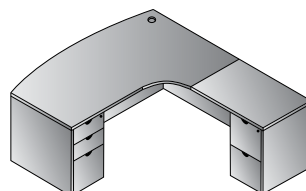
Consists of: KEN-02,65,45,75

**\$3,810****Left L Shape w/Curved Corner 72"x82"****KENTYP10L**

25.2 cu. ft. 381.5 lbs.

Consists of: KEN-87L,65,92,75

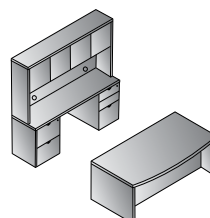
Not Available in Espresso

**\$4,190****Right L Shape w/Curved Corner 72"x82"****KENTYP10R**

25.2 cu. ft. 381.5 lbs.

Consists of: KEN-87R,65,92,75

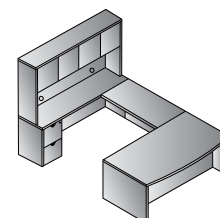
Not Available in Espresso

**\$4,190****Executive Office****KENTYP11**

49 cu. ft. 734.1 lbs.

Consists of: KEN-89,65,74,43,66,75,44

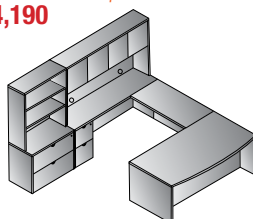
KEN44 Consists of: KEN-44H,4DW

**\$7,820****U Shape w/Hutch 72"x107"****KENTYP12**

38.7 cu. ft. 671.3 lbs.

Consists of: KEN-89,65,70,43,75,44

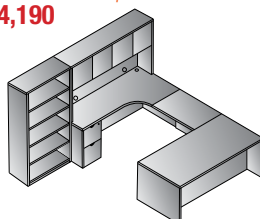
KEN44 consists of: KEN-44H,4DW

**\$6,990****U w/Hutch + Storage 108"x107"****KENTYP13**

57.6 cu. ft. 918 lbs.

Consists of: KEN-89,65,70,43,75,44,12,55

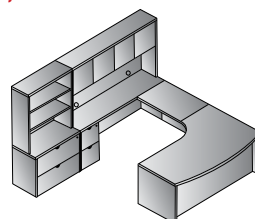
KEN44 consists of: KEN-44H,4DW

**\$9,620****Left U + Bookcase 108"x108"****KENTYP14L**

46.5 cu. ft. 827.9 lbs.

Consists of: KEN-01,65,93,82R,75,44,56

KEN44 consists of: KEN-44H,4DW

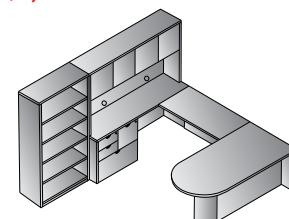
**\$8,760****Left U w/Corner + Storage 108"x102"****KENTYP15L**

57.5 cu. ft. 881.7 lbs.

Consists of: KEN-87L,65,93,43,75,44,12,55

KEN44 consists of: KEN-44H,4DW

Not Available in Espresso

**\$9,680****U w/Bullet + Bookcase 108"x104"****KENTYP16**

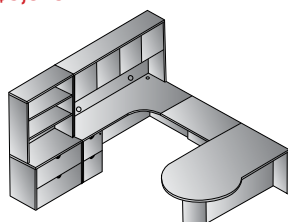
44.1 cu. ft. 748.4 lbs.

Consists of: KEN-47,70,43,69,44,56

KEN44 consists of: KEN-44H,4DW

KEN47 consists of: KEN-47T,41/47B

Not Available in Espresso

**\$8,575****Left U w/P-Top + Storage 108"x114"****KENTYP17L**

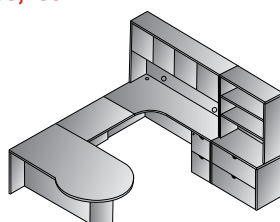
53.7 cu. ft. 814.4 lbs.

Consists of: KEN-41R,93,82R,75,44,12,55

KEN44 consists of: KEN-44H,4DW

KEN41R consists of: KEN-41TR,41/47B

Not Available in Espresso

**\$9,010****Right U w/P-Top + Storage 108"x114"****KENTYP17R**

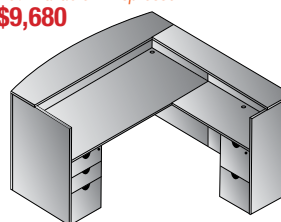
53.7 cu. ft. 814.4 lbs.

Consists of: KEN-41L,93,82L,75,44,12,55

KEN44 consists of: KEN-44H,4DW

KEN41L consists of: KEN-41TL,41/47B

Not Available in Espresso

**\$9,010****Reception Station 72"x72"x43"H****KENTYP19**

28.2 cu. ft. 487.9 lbs.

Consists of: KEN-122,65,125,75,124

**\$5,230****Conference Group 3-Pcs.****KENTYP20**

35.6 cu. ft. 421 lbs.

Consists of: KEN-60,13,100

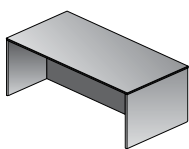
KEN60 consists of: KEN-60T/S,60/61/62B

**\$5,300****Casegoods IN STOCK**

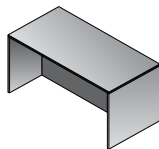
Our most extensive offering, Sonoma complements contemporary environments with soft radius edges, compound-curved corners and several curved components, such as P-Tops, half-cylinder table bases, round and racetrack tables. All conference tables feature 2" thick tops. Work surfaces and end panels are 1-1/8" thick. Edges and corners are solid hardwood carefully crafted to match select hardwood veneers, presented in Dark Cherry stain. Medium sheen finishes from multiple-step processes provide executive appearance and lasting durability.



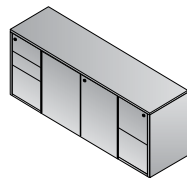
**LK1-GC**  
Lock Core with Keys  
\$15 List  
**KC-GC** Change Key  
\$8 List  
**KM-GC** Master Key  
\$8 List



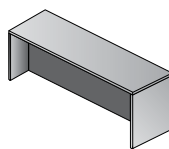
**SON01**  
Desk Shell  
72"x36"x29"  
CU:7.2 WT:179.7  
List Price: **\$1695**



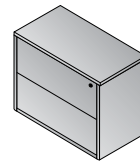
**SON02**  
Desk Shell  
66"x30"x29"  
CU:5.6 WT:138.9  
List Price: **\$1430**



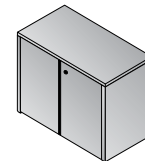
**SON10**  
Storage Credenza  
72"x20"x29"  
CU:26.6 WT:252.4  
List Price: **\$2850**  
*Ships Assembled*



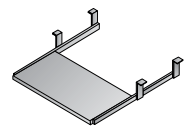
**SON11**  
Credenza Shell  
66"x20"x29"  
CU:5.2 WT:105.8  
List Price: **\$1130**



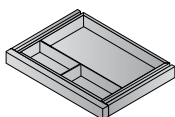
**SON12**  
Lateral File  
37"x20"x29"  
CU:14.1 WT:145.5  
List Price: **\$1600**  
*Ships Assembled*



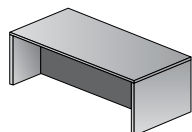
**SON13**  
Storage Cabinet  
37"x20"x29"  
CU:4.9 WT:111.3  
List Price: **\$1400**



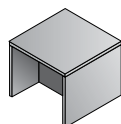
**SON14**  
Keyboard Tray  
26"x12"  
CU:0.5 WT:11.0  
List Price: **\$125**



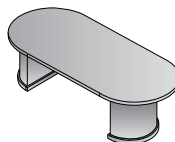
**SON15**  
Center Drawer  
20"x15"  
CU:0.7 WT:7.7  
List Price: **\$100**



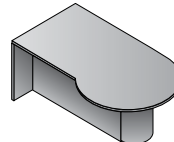
**SON19**  
Coffee Table  
48"x24"x16"  
CU:3.3 WT:63.9  
List Price: **\$830**



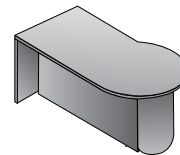
**SON20**  
End Table  
24"x24"x20"  
CU:2.1 WT:44.1  
List Price: **\$575**



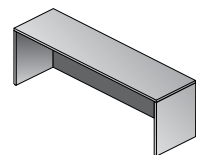
**SON35**  
Conference Table  
72"x36"x30"  
CU:15.6 WT:210.1  
Consists of:  
SON-35T, 35B  
List Price: **\$2020**



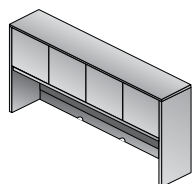
**SON41L**  
Left P-Top  
72"x36"/42"x29"  
CU:11.5 WT:154.3  
Consists of:  
SON-41L, 41/47B  
List Price: **\$1725**



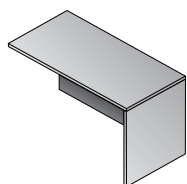
**SON41R**  
Right P-Top  
72"x36"/42"x29"  
CU:11.5 WT:154.3  
Consists of:  
SON-41R, 41/47B  
List Price: **\$1725**



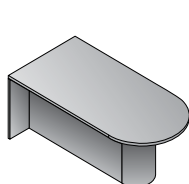
**SON43**  
Credenza Shell  
72"x20"x29"  
CU:5.6 WT:121.3  
List Price: **\$1185**



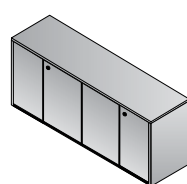
**SON44**  
Overhead Storage  
72"x14"x42"  
CU:8.0 WT:164.2  
**List Price: \$1815**



**SON45**  
Return Shell  
48"x24"x29"  
CU:3.8 WT:81.6  
**List Price: \$860**



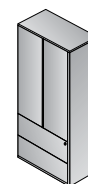
**SON47**  
Bullet  
72"x36"x29"  
CU:10.3 WT:149.9  
Consists of:  
SON-47T,41/47B  
**List Price: \$1580**



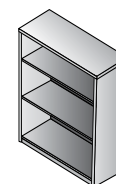
**SON50**  
4 Door Credenza  
72"x20"x29"  
CU:8.6 WT:201.7  
**List Price: \$2200**



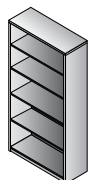
**SON51**  
Wardrobe/Storage  
37"x19"x70"  
CU:10.3 WT:197.3  
**List Price: \$3020**



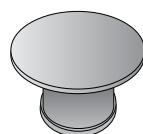
**SON52**  
Storage/File  
37"x19"x70"  
CU:34.0 WT:152.1  
**List Price: \$3845**  
Ships Assembled



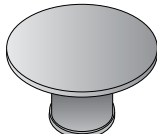
**SON55**  
Bookcase/Open  
Hutch  
36"x14"x42"  
CU:4.6 WT:104.7  
**List Price: \$1030**



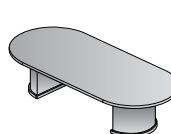
**SON56**  
5-Shelf Bookcase  
36"x14"x70"  
CU:7.8 WT:167.6  
**List Price: \$1580**



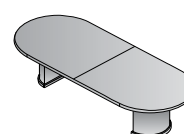
**SON58**  
Round Table  
42"Dia.x30"H  
CU:13.3 WT:100.3  
Consists of:  
SON-58T,58B  
**List Price: \$1340**



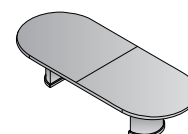
**SON59**  
Round Table  
48"Dia.x30"H  
CU:17.8 WT:109.6  
Consists of:  
SON-59T,59/63B  
**List Price: \$1580**




**SON60**  
Conference Table  
96"x42"x30"  
CU:23.9 WT:205.5  
Consists of:  
SON-60T/S,60/61/62B  
**List Price: \$2295**



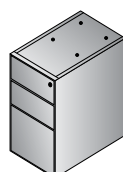
**SON61**  
Conference Table  
120"x48"x30"  
CU:23.5 WT:275.6  
Consists of: SON-  
61T,61S,61B,60/61/62B  
**List Price: \$3230**



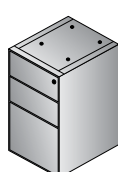
**SON62**  
Conference Table  
144"x48"x30"  
CU:25.5 WT:310.9  
Consists of:  
SON-62T,62S,60/61/62B  
**List Price: \$3910**



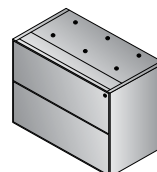
**SON63**  
Conference Table  
168"x48"x30"  
CU:50.6 WT:394.8  
Consists of:  
SON-63T,59/63B (4 qty.)  
**List Price: \$5145**



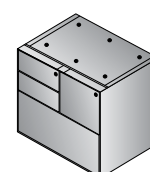
**SON65**  
BBF Ped-Desk  
15.5"x24"x27"  
CU:7.1 WT:72.8  
**List Price: \$830**  
Ships Assembled



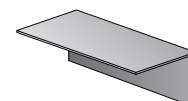
**SON66**  
BBF Ped-Credenza/Return  
15.5"x18"x27"  
CU:5.5 WT:56.2  
**List Price: \$690**  
Ships Assembled



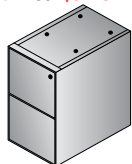
**SON68**  
Lateral File Ped  
35"x18"x27"  
CU:11.6 WT:94.8  
**List Price: \$1450**  
Ships Assembled



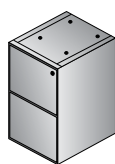
**SON69**  
MultiFile Ped  
32"x18"x27"  
CU:10.7 WT:93.7  
**List Price: \$1725**  
Ships Assembled



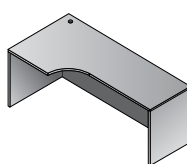
**SON70**  
Bridge Shell  
48"x24"x29"  
CU:2.9 WT:66.1  
**List Price: \$690**



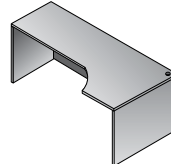
**SON74**  
FF Ped-Desk  
15.5"x24"x27"  
CU:7.1 WT:69.4  
**List Price: \$830**  
Ships Assembled



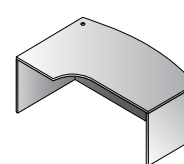
**SON75**  
FF Ped-Credenza/Return  
15.5"x18"x27"  
CU:5.5 WT:56.2  
**List Price: \$690**  
Ships Assembled



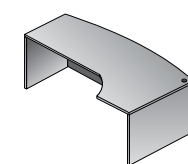
**SON82L**  
Left Corner Credenza  
72"x36"x29"  
CU:7.2 WT:145.5  
**List Price: \$1610**



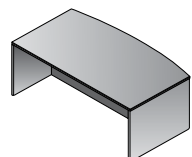
**SON82R**  
Right Corner Credenza  
72"x36"x29"  
CU:7.2 WT:145.5  
**List Price: \$1610**



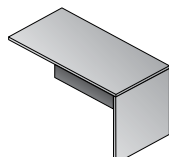
**SON87L**  
Left Corner Bow Desk  
72"x30"x48"x29"  
CU:9.4 WT:175.3  
**List Price: \$1990**



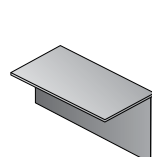
**SON87R**  
Right Corner Bow Desk  
72"x30"x48"x29"  
CU:9.4 WT:175.3  
**List Price: \$1990**



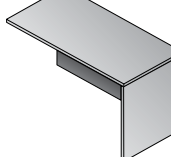
**SON89**  
Bow Desk Shell  
72"x39"x29"  
CU:7.8 WT:194.0  
**List Price: \$1780**



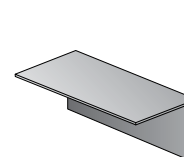
**SON92**  
Return Shell  
36"x24"x29"  
CU:2.9 WT:79.4  
**List Price: \$680**



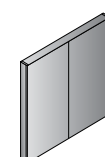
**SON93**  
Bridge  
36"x24"x29"  
CU:2.4 WT:46.3  
**List Price: \$540**



**SON96**  
Return  
42"x24"x29"  
CU:3.2 WT:85.8  
**List Price: \$750**



**SON98**  
Bridge  
42"x24"x29"  
CU:2.5 WT:52.8  
**List Price: \$595**



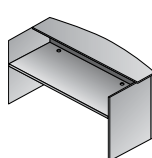
**SON100**  
Presentation Board  
48"x48"x4"  
CU:8.5 WT:110.2  
**List Price: \$1605**  
Ships Assembled



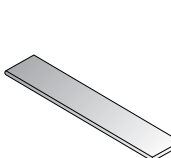
**SON108**  
Three-Drawer Lateral File  
37"x20"x42"  
CU:20.4 WT:177.0  
**List Price: \$2675**  
Ships Assembled



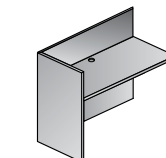
**SON109**  
Four-Drawer Lateral File  
37"x20"x56"  
CU:26.7 WT:221.0  
**List Price: \$3365**  
Ships Assembled



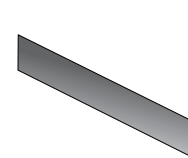
**SON122**  
Reception Desk  
72"x30"/36"x43"  
CU:9.2 WT:242.5  
**List Price: \$2410**



**SON124**  
Counter (for return #125)  
60"x12.5"  
CU:1.1 WT:23.8  
**List Price: \$350**

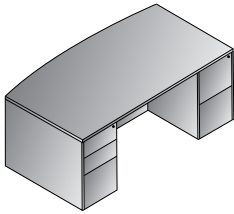


**SON125**  
Reception Return  
42"x20"x42"  
CU:3.8 WT:92.6  
**List Price: \$950**

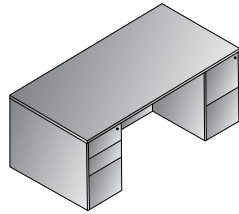


**NAPT8-3**  
Tackboard for NAP42/44  
SON44, KEN42/44  
65"x17.5"  
Black Fabric  
CU:1.2 WT:10.2  
**List Price: \$180**

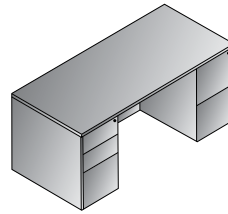




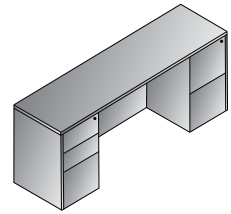
Bow Top Desk 72"x39"  
**SONTYP1**  
22 cu. ft. 336.2 lbs.  
Consists of: SON-89,65,74  
**\$3,440**



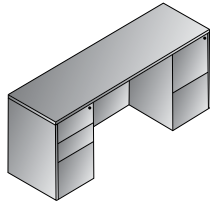
Double Pedestal Desk 72"x36"  
**SONTYP2**  
21.4 cu. ft. 321.9 lbs.  
Consists of: SON-01,65,74  
**\$3,355**



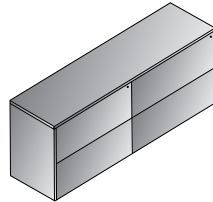
Double Pedestal Desk 66"x30"  
**SONTYP3**  
19.8 cu. ft. 281.1 lbs.  
Consists of: SON-02,65,74  
**\$3,090**



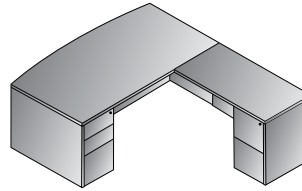
Kneespace Credenza 72"x20"  
**SONTYP5**  
16.6 cu. ft. 233.7 lbs.  
Consists of: SON-43,66,75  
**\$2,565**



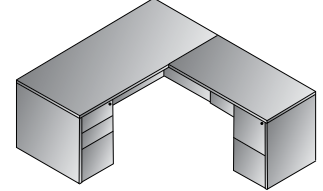
Kneespace Credenza 66x20  
**SONTYP6**  
16.2 cu. ft. 218.2 lbs.  
Consists of: SON-11,66,75  
**\$2,510**



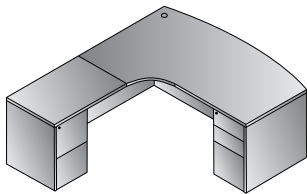
Double Lateral File Credenza 72"x20"  
**SONTYP7**  
28.8 cu. ft. 310.9 lbs.  
Consists of: SON-43,68,68  
**\$4,085**



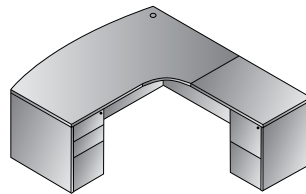
L Shape w/Bow Top Desk 72"x87"  
**SONTYP8**  
24.2 cu. ft. 404.6 lbs.  
Consists of: SON-89,65,45,75  
**\$4,160**



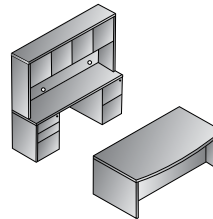
L Shape 66"x78"  
**SONTYP9**  
22 cu. ft. 349.5 lbs.  
Consists of: SON-02,65,45,75  
**\$3,810**



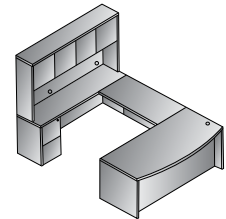
Left L Shape w/Curved Corner  
72"x82"  
**SONTYP10L**  
24.9 cu. ft. 383.7 lbs.  
Consists of: SON-87L,65,92,75  
**\$4,190**



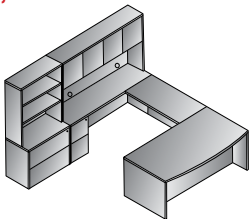
Right L Shape w/Curved Corner  
72"x82"  
**SONTYP10R**  
24.9 cu. ft. 383.7 lbs.  
Consists of: SON-87R,65,92,75  
**\$4,190**



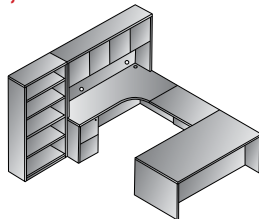
Executive Office  
**SONTYP11**  
46.6 cu. ft. 734.1 lbs.  
Consists of: SON-89,65,74,43, 66,75,44  
**\$7,820**



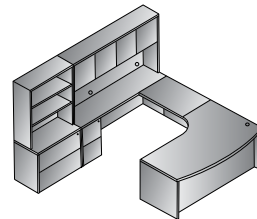
U Shape w/Hutch 72"x107"  
**SONTYP12**  
36.9 cu. ft. 674.6 lbs.  
Consists of: SON-89,65,70, 43,75,44  
**\$6,990**



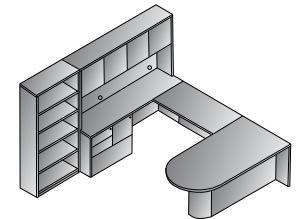
U w/Hutch + Storage 108"x107"  
**SONTYP13**  
55.6 cu. ft. 924.8 lbs.  
Consists of: SON-89,65,70, 43,75,44,12,55  
**\$9,620**



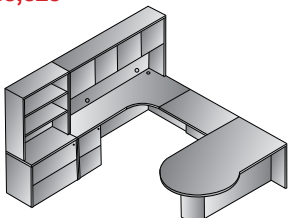
Left U Bookcase 108"x108"  
**SONTYP14L**  
45.2 cu. ft. 832.3 lbs.  
Consists of: SON-01,65,93,82R, 75,44,56  
**\$8,760**



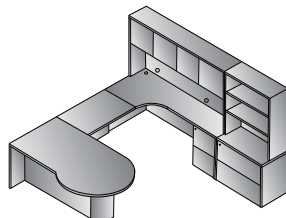
Left U w/Corner + Storage 108"x102"  
**SONTYP15L**  
56.7 cu. ft. 886.3 lbs.  
Consists of: SON-87L,65,93, 43,75,44,12,55  
**\$9,680**



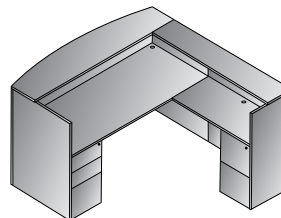
U w/Bullet + Bookcase 108"x104"  
**SONTYP16**  
45.3 cu. ft. 761.9 lbs.  
Consists of: SON-47,70,43, 69,44,56  
SON47 consists of: SON-47T,41/47B  
**\$8,575**



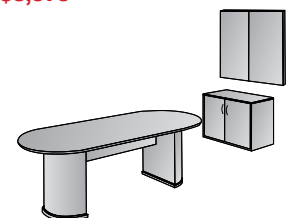
Left U w/P-Top + Storage 108"x114"  
**SONTYP17L**  
53.3 cu. ft. 816.7 lbs.  
Consists of: SON-41R,93,82R, 75,44,12,55  
SON41R consists of: SON-41TR,41/47B  
**\$9,010**



Right U w/P-Top + Storage  
108"x114"  
**SONTYP17R**  
53.3 cu. ft. 816.7 lbs.  
Consists of: SON-41L,93,82L, 75,44,12,55  
SON41L consists of: SON-41TL,41/47B  
**\$9,010**



Reception Station 72"x72"x43"H  
**SONTYP19**  
26.7 cu. ft. 487.9 lbs.  
Consists of: SON-122,65,125, 75,124  
**\$5,230**



Conference Group 3-Pcs.  
**SONTYP20**  
34.8 cu. ft. 427.3 lbs.  
Consists of: SON-60,13,100  
SON60 consists of: SON-60T/S,60/61/62B  
**\$5,300**





**Modular table components allow you to build tables as long as you want!**



Rectangular Tops (Sold 1/Carton)

**SON-103** 3' Top 36W x 27D

Wt: 48.4 Cu: 2.1 **List: \$590**

**SON-104** 4' Top 48W x 27D

Wt: 66.0 Cu: 2.7 **List: \$865**

**SON-105** 5' Top 60W x 27D

Wt: 81.4 Cu: 3.4 **List: \$1065**

**SON-106** 6' Top 72W x 27D

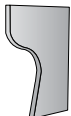
Wt: 96.8 Cu: 4.0 **List: \$1305**



**SON-116-2** Half-Round Table Ends

(Set of 2) 63W x 31D

Wt: 158.4 Cu: 7.1 **List: \$1785**



**SON-102-2** Legs (Set of 2)

Wt: 55.0 Cu: 2.1 **List: \$590**

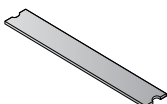


**COVER PANELS** Black Faux Leather

**CP1** Cover Panels for Half-Round Ends

(Set of 2)

Wt: 0.5 Cu: 0.05 **List: \$35**



**CP3** 3' Wide Cover Panel Wt: 1.25 Cu: 0.2 **List: \$75**

**CP4** 4' Wide Cover Panel Wt: 1.5 Cu: 0.28 **List: \$115**

**CP5** 5' Wide Cover Panel Wt: 1.75 Cu: 0.35 **List: \$145**

**CP6** 6' Wide Cover Panel Wt: 2.0 Cu: 0.43 **List: \$175**

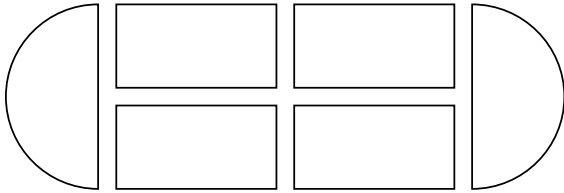


Includes built-in center cord-drop area shown without cover panels.

Optional cover panels shown in photo at top of page.

- Choose from 4 widths of rectangular tops and configure to infinite number of sizes
- Requires half-round table ends (63"x31") at each end
- Requires one Leg for each top connection and for each table end
- Standard 63" wide with built-in center cord-drop
- Optional Cover Panels enclose the center area; feature black faux leather
- See Configuration Guide on page 15

## Configuration Guide



### 15' Table

**List Price: \$8,405**

704 lb. 29.1 cu ft

Consists of:

**(4) SON-105**

5' Top 60W x 27D

**(4) SON-102-2**

Legs (Set of 2)

**(1) SON-116-2**

Half-Round Table Ends

(Set of 2) 63W x 31D

### 17' Table

**List Price: \$9,365**

765.6 lb. 31.5 cu ft

Consists of:

**(4) SON-106**

6' Top 72W x 27D

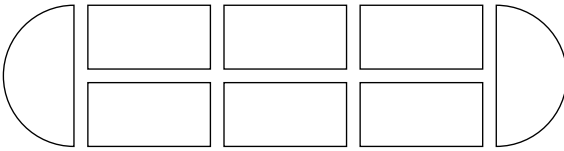
**(4) SON-102-2**

Legs (Set of 2)

**(1) SON-116-2**

Half-Round Table Ends

(Set of 2) 63W x 31D



### 16' Table

**List Price: \$9,375**

794.2 lb. 32.6 cu ft

Consists of:

**(4) SON-104**

4' Top 48W x 27D

**(2) SON-103**

3' Top 36W x 27D

**(5) SON-102-2**

Legs (Set of 2)

**(1) SON-116-2**

Half-Round Table Ends

(Set of 2) 63W x 31D

### 18' Table

**List Price: \$10,325**

860.2 lb. 35.2 cu ft

Consists of:

**(4) SON-104**

4' Top 48W x 27D

**(2) SON-105**

5' Top 60W x 27D

**(5) SON-102-2**

Legs (Set of 2)

**(1) SON-116-2**

Half-Round Table Ends

(Set of 2) 63W x 31D

### 19' Table

**List Price: \$10,725**

891 lb. 36.6 cu ft

Consists of:

**(4) SON-105**

5' Top 60W x 27D

**(2) SON-104**

4' Top 48W x 27D

**(5) SON-102-2**

Legs (Set of 2)

**(1) SON-116-2**

Half-Round Table Ends

(Set of 2) 63W x 31D

### 20' Table

**List Price: \$11,125**

921.8 lb. 38 cu ft

Consists of:

**(6) SON-105**

5' Top 60W x 27D

**(5) SON-102-2**

Legs (Set of 2)

**(1) SON-116-2**

Half-Round Table Ends

(Set of 2) 63W x 31D

### 21' Table

**List Price: \$11,685**

952.6 lb. 39 cu ft

Consists of:

**(4) SON-106**

6' Top 72W x 27D

**(2) SON-104**

4' Top 48W x 27D

**(5) SON-102-2**

Legs (Set of 2)

**(1) SON-116-2**

Half-Round Table Ends

(Set of 2) 63W x 31D

### 22' Table

**List Price: \$12,085**

983.4 lb. 40.4 cu ft

Consists of:

**(4) SON-106**

6' Top 72W x 27D

**(2) SON-105**

5' Top 60W x 27D

**(5) SON-102-2**

Legs (Set of 2)

**(1) SON-116-2**

Half-Round Table Ends

(Set of 2) 63W x 31D

### 23' Table

**List Price: \$12,565**

1014.2 lb. 41.6 cu ft

Consists of:

**(6) SON-106**

6' Top 72W x 27D

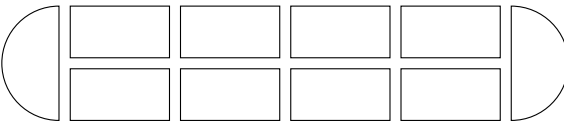
**(5) SON-102-2**

Legs (Set of 2)

**(1) SON-116-2**

Half-Round Table Ends

(Set of 2) 63W x 31D



### 25' Table

**List Price: \$13,845**

1139.6 lb. 46.9 cu ft

Consists of:

**(8) SON-105**

5' Top 60W x 27D

**(6) SON-102-2**

Legs (Set of 2)

**(1) SON-116-2**

Half-Round Table Ends

(Set of 2) 63W x 31D

### 27' Table

**List Price: \$14,805**

1201.2 lb. 49.3 cu ft

Consists of:

**(4) SON-106**

6' Top 72W x 27D

**(4) SON-105**

5' Top 60W x 27D

**(6) SON-102-2**

Legs (Set of 2)

**(1) SON-116-2**

Half-Round Table Ends

(Set of 2) 63W x 31D

### 29' Table

**List Price: \$15,765**

1262.8 lb. 51.7 cu ft

Consists of:

**(8) SON-106**

6' Top 72W x 27D

**(6) SON-102-2**

Legs (Set of 2)

**(1) SON-116-2**

Half-Round Table Ends

(Set of 2) 63W x 31D

Modular laminate casegoods provide extensive selection, capability and value. Enter Napa in Cherry, Espresso, Mahogany and Maple wood grain laminates. Impact-resistant 3mm PVC edges feature wood grain design and tri-groove design detail. From executive and management offices to task environments and high-density areas, Napa excels for today's businesses. Napa complies with ANSI/BIFMA standards.

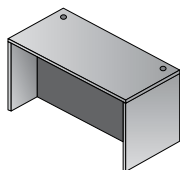
*Napa Grey offering shown on pages 73-74.*



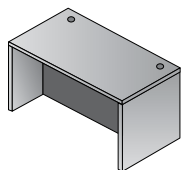
### Finish Key

CHY - Cherry  
ESP - Espresso

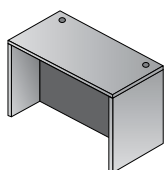
MAH - Mahogany  
MPL - Maple



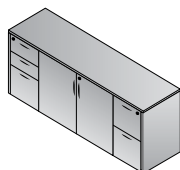
**NAP01**  
Desk Shell  
70.5"x36.5"x29"  
CU:6.4 WT:162.0  
List Price: **\$575**



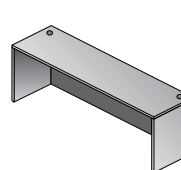
**NAP02**  
Desk Shell  
66"x30"x29"  
CU:5.1 WT:135.6  
List Price: **\$475**



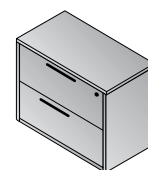
**NAP03**  
Desk Shell  
60"x30"x29"  
CU:4.6 WT:127.9  
List Price: **\$450**



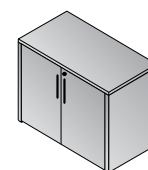
**NAP10**  
Storage Credenza  
72"x22"x29"  
CU:30.6 WT:220.0  
List Price: **\$1925**  
*Ships Assembled*




**NAP11**  
Credenza Shell  
66"x24"x29"  
CU:4.6 WT:116.6  
List Price: **\$395**



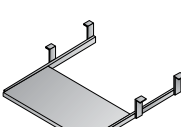
**NAP12**  
Lateral File  
36"x22"x29"  
CU:15.5 WT:149.9  
List Price: **\$805**  
*Ships Assembled*



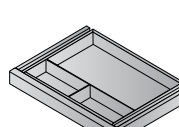
**NAP13**  
Storage Cabinet  
36"x22"x29"  
CU:5.5 WT:117.9  
List Price: **\$520**



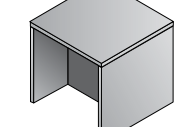
**NAPT1213**  
Combo Top  
71"x22.5"  
CU:0.9 WT:48.5  
List Price: **\$225**



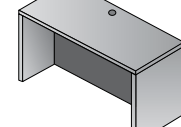
**NAP14**  
Keyboard Tray  
26"x12"  
CU:0.6 WT:13.2  
List Price: **\$85**




**NAP15**  
Center Drawer  
20"x15"  
CU:0.8 WT:8.8  
List Price: **\$85**



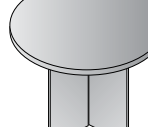
**NAP20**  
End Table  
24"x24"x20"  
CU:2.0 WT:49.6  
List Price: **\$295**



**NAP21**  
Desk Shell  
48"x30"x29"  
CU:4.8 WT:110.2  
List Price: **\$440**



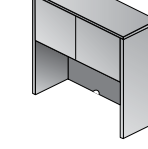
**NAP23**  
Round Table  
47"Dia.x29"H  
CU:6.8 WT:109.1  
List Price: **\$645**



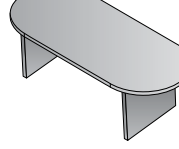
**NAP27**  
Round Table  
42"Dia.x29"H  
CU:5.4 WT:94.8  
List Price: **\$555**



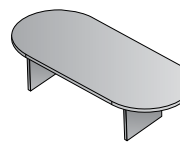
**NAP33**  
36" Round Table  
Black Metal Base  
36"Dia.x29"H  
CU:3.1 WT:58.4  
Consists of:  
NAP-33T,33B  
List Price: **\$450**



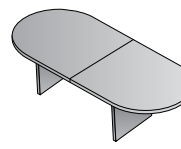
**NAP34**  
Hutch with Doors  
48"x15"x36"  
CU:4.2 WT:101.4  
List Price: **\$500**



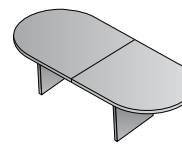
**NAP35**  
Conference Table  
71"x35"x29"  
CU:6.7 WT:138.9  
List Price: **\$645**



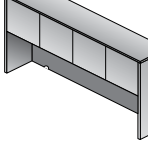
**NAP36**  
Conference Table  
95"x44"x29"  
CU:10.8 WT:189.6  
List Price: **\$835**



**NAP37**  
Conference Table  
120"x48"x29"  
CU:11.3 WT:246.9  
Consists of:  
NAP-37T,37S  
List Price: **\$1145**



**NAP38**  
Conference Table  
144"x48"x29"  
CU: 14.2 WT: 321.2  
Consists of:  
NAP-38T,38S  
List Price: **\$1815**




**NAP39**  
Overhead Storage  
66"x15"x36"  
CU:5.7 WT:132.0  
List Price: **\$575**

**Casegoods IN STOCK**

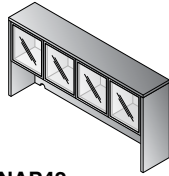
All New Items available March/April 2014.

All Napa items have achieved GREENGUARD Certification

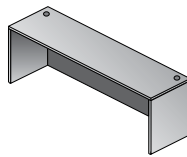


new

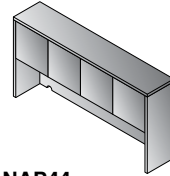
**NAP41**  
Overhead with Wood/  
Glass Doors  
71"x15"x36"  
CU:4.7 WT:121  
Consists of:  
NAP-44H,4DC  
**List Price: \$710**



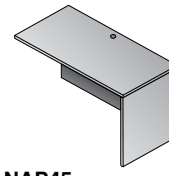
**NAP42**  
Overhead with Glass  
Doors  
71"x15"x36"  
CU:6.4 WT:135.3  
Consists of:  
NAP-44H,4DG  
**List Price: \$725**



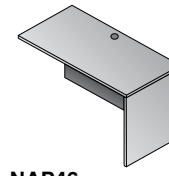
**NAP43**  
Credenza Shell  
71"x24"x29"  
CU:5.1 WT:122.4  
**List Price: \$425**



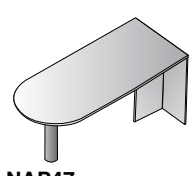
**NAP44**  
Overhead Storage  
71"x15"x36"  
CU:6.0 WT:185.0  
Consists of:  
NAP-44H,4DW  
**List Price: \$660**



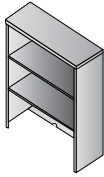
**NAP45**  
Return Shell  
47"x23.5"x29"  
CU:3.8 WT:90.4  
**List Price: \$375**



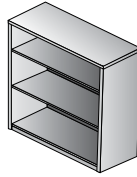
**NAP46**  
Return Shell  
42"x20"x29"  
CU:3.4 WT:88.2  
**List Price: \$315**  
\*\*Use with NAP76 Ped



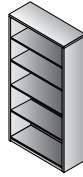
**NAP47**  
Bullet  
71"x36"x29"  
CU:6.6 WT:116.8  
Consists of:  
NAP-47T,47PBLK  
**List Price: \$585**



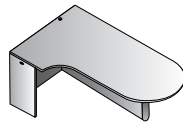
**NAP53**  
Open Hutch  
36"x14"x36"  
CU:3.9 WT:81.6  
**List Price: \$350**



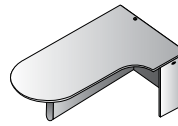
**NAP55**  
3-Shelf Bookcase  
36"x14"x42"  
CU:4.4 WT:98.1  
**List Price: \$425**



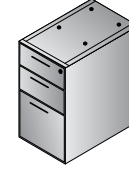
**NAP56**  
5-Shelf Bookcase  
36"x14"x65"  
CU:6.8 WT:149.9  
**List Price: \$585**



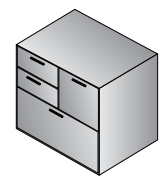
**NAP57L**  
Left Computer Corner  
Bullet  
71"x30"/42"x29"  
CU:8.2 WT:145.5  
Consists of:  
NAP57TL,57PBLK  
**List Price: \$740**



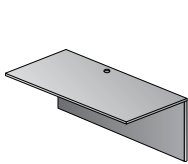
**NAP57R**  
Right Computer  
Corner Bullet  
71"x30"/42"x29"  
CU:8.2 WT:145.5  
Consists of:  
NAP57TR,57PBLK  
**List Price: \$740**



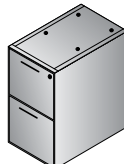
**NAP65**  
BBF Ped-Desk  
15.5"x22"x28"  
CU:7.0 WT:78.3  
**List Price: \$555**  
Ships Assembled



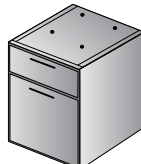
**NAP69**  
MultiFile Ped  
31"x23"x29"  
CU:13.6 WT:154.3  
**List Price: \$1040**  
Ships Assembled



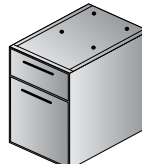
**NAP70**  
Bridge  
47"x23.5"x29"  
CU:2.8 WT:70.5  
**List Price: \$295**



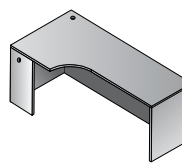
**NAP74**  
FF Ped-Desk  
15.5"x22"x28"  
CU:7.0 WT:73.9  
**List Price: \$525**  
Ships Assembled



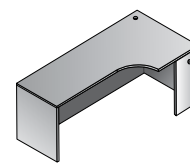
**NAP76**  
Hanging Ped-20" Return  
15.5"x18.5"x21"  
CU:4.5 WT:50.7  
**List Price: \$425**  
Ships Assembled  
Use with NAP46



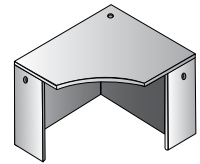
**NAP80**  
Hanging Ped-Desk  
15.5"x22"x21"  
CU:5.3 WT:60.6  
**List Price: \$425**  
Ships Assembled



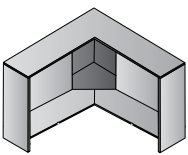
**NAP82L**  
Left Corner Credenza  
71"x36"x29"  
CU:6.4 WT:148.8  
**List Price: \$615**



**NAP82R**  
Right Corner  
Credenza  
71"x36"x29"  
CU:6.4 WT:148.8  
**List Price: \$615**



**NAP83**  
Corner Unit  
42"x42"x29"  
CU:5.0 WT:125.7  
**List Price: \$465**



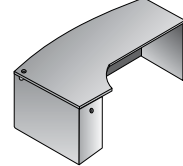
**NAP84 \*\***  
Corner Hutch  
42"x42"x36"  
CU:7.1 WT:142.2  
**List Price: \$680**  
Not Available in Espresso  
or Maple



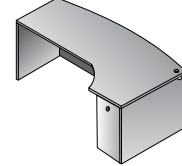
**NAP85**  
Mobile BBF Ped  
14"x22"x27H"  
CU:7.0 WT:73.9  
**List Price: \$735**  
Ships Assembled




**NAP86**  
Mobil FF Ped  
14"x22"x27H"  
CU:7.0 WT:73.9  
**List Price: \$735**  
Ships Assembled



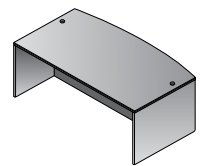
**NAP87L**  
Left Corner Desk  
71"x30"/48"x29"  
CU:8.4 WT:184.1  
**List Price: \$760**



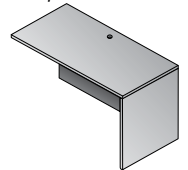
**NAP87R**  
Right Corner Desk  
71"x30"/48"x29"  
CU:8.4 WT:184.1  
**List Price: \$760**



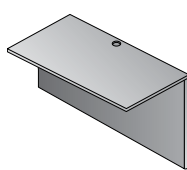
**NAP88**  
Glass Modesty Panel  
Fits NAP89 & NAP01  
69"x28"x1"  
CU:2.1 WT:56.2  
**List Price: \$290**



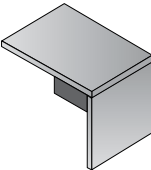
**NAP89**  
Bow Desk Shell  
71"x41"x29"  
CU:7.3 WT:173.1  
**List Price: \$665**



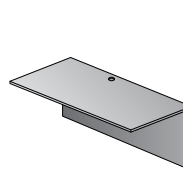
**NAP92**  
Return Shell  
35"x23.5"x29"  
CU:2.9 WT:73.9  
**List Price: \$295**



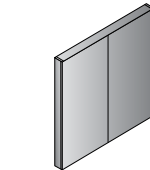
**NAP93**  
Bridge  
35"x23.5"x29"  
CU:2.2 WT:56.2  
**List Price: \$240**



**NAP96**  
Return Shell  
42"x23.5"x29"  
CU:3.2 WT:81.0  
**List Price: \$340**



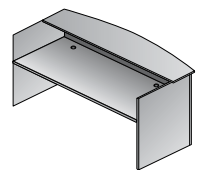
**NAP98**  
Bridge  
42"x23.5"x29"  
CU:2.5 WT:63  
**List Price: \$275**



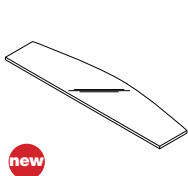
**NAP100**  
Presentation Board  
48"x48"  
CU:8.5 WT:101.4  
**List Price: \$685**  
Ships Assembled



**NAP109**  
Four-Drawer  
Lateral File  
36"x22"x56"  
CU:28.5 WT:235  
**List Price: \$1855**  
Ships Assembled

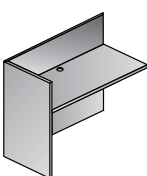


**NAP122**  
Reception Desk Shell  
71"x30"/36"x42"  
CU:8.3 WT:207.2  
**List Price: \$795**



new


**NAP123**  
Glass Floating Top  
Fits NAP122  
71"x17.5"x0.5"  
CU:2.1 WT:79.4  
**List Price: \$340**



**NAP125**  
Reception Return  
Shell  
42"x24"x41"  
CU:4.1 WT:100.3  
**List Price: \$400**

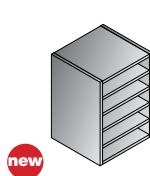


**NAP152**  
Storage Cabinet  
22.5"x24"x65"  
CU:23.5 WT:186.6  
**List Price: \$1425**  
Ships Assembled



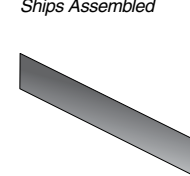
new

**NAP-HO-BLK**  
Horizontal Organizer,  
Black  
Fits NAP41, 42 & 44  
68.7"x13"x5"  
CU:3.3 WT:38.6  
**List Price: \$225**



new

**NAP-VO-BLK**  
Vertical Organizer,  
Black  
12.5"x12.5"x18.5"  
CU:0.8 WT:26.5  
**List Price: \$140**



**NAPTb-3**  
Tackboard for NAP42/44  
SON44, KEN42/44  
65"x17.5"  
Black Fabric  
CU:1.2 WT:15  
**List Price: \$180**



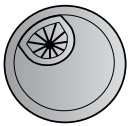
**Tackboard**  
Custom Fabric  
NAPTb  
(Specify Fabric)  
Grade A \$230  
Grade B \$250  
Grade C \$275  
Grade R \$300

All New Items available March/April 2014.

All Napa items have achieved GREENGUARD Certification

Casegoods IN STOCK

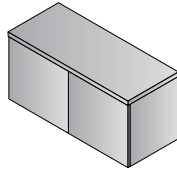




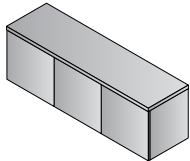
**NAP-GM**  
Metallic Grommets  
(5-Pack)  
2.5"x2.5"x6"  
CU:0.02 WT:0.05  
**List Price: \$90**



**NAP-PM**  
Metallic Drawer Pulls  
(10-Pack)  
2"x1"x4"  
CU:0.005 WT:0.01  
**List Price: \$90**



**NAPWM36**  
Wall-Mount Overhead  
36"x15"x17"  
CU:6.7 WT:55  
**List Price: \$395**  
*Ships Assembled*



**NAPWM48**  
Wall-Mount Overhead  
48"x15"x17"  
CU:8.8 WT:70.4  
**List Price: \$500**  
*Ships Assembled*



**LK1-GC**  
Lock Core with Keys  
**\$15 List**  
**KC-GC** Change Key  
**\$8 List**  
**KM-GC** Master Key  
**\$8 List**

### Finish Key

CHY - Cherry

ESP - Espresso

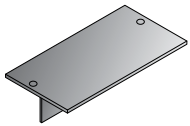
MAH - Mahogany

MPL - Maple

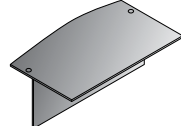


## new Step Front Style

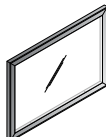
Available March/April 2014



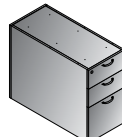
**NAP201**  
Desk Top/Modesty Set  
71"x36"x29"  
CU:3.6 WT:90.4  
**List Price: \$400**



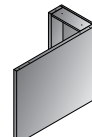
**NAP289**  
Bow Top/Modesty Set  
72"x40"x29"  
CU:4.2 WT:94.8  
**List Price: \$450**



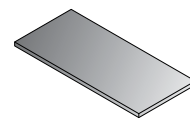
**NAP200**  
Glass Modesty Panel  
for NAP201 & 289 Desk  
40"x28"x1"  
CU:1.2 WT:35.3  
**List Price: \$220**



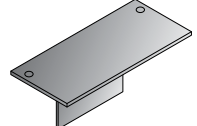
**NAP265**  
36" Deep Desk Pedestal  
Box/Box/File  
15.5"x35.3"x28"  
CU:10.2 WT:90.4  
**List Price: \$710**  
*Ships Assembled*



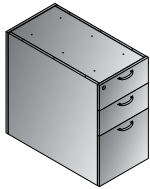
**NAP271**  
36" Deep  
False Pedestal  
15.5"x35.3"x28"  
CU:4.6 WT:39.7  
**List Price: \$290**



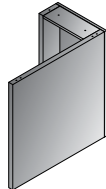
**NAPT265**  
Top for NAP265  
Pedestal (2-Pack)  
15.6"x35.4"x1.1"  
CU:1.1 WT:17.6  
**List Price: \$165**



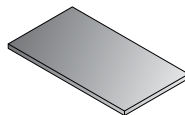
**NAP202**  
Desk Top/Modesty Set  
66"x30"x29"  
CU:2.8 WT:72.8  
**List Price: \$350**



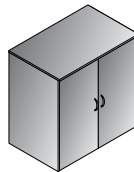
**NAP263**  
30" Deep Pedestal  
Box/Box/File  
15.5"x29.8"x28"  
CU:8.7 WT:86  
**List Price: \$660**  
*Ships Assembled*



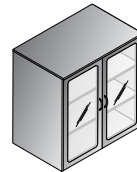
**NAP267**  
30" Deep  
False Pedestal  
15.5"x29.8"x28"  
CU:3.9 WT:35.3  
**List Price: \$265**



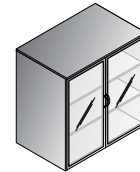
**NAPT263**  
Top for NAP263  
Pedestal (2-Pack)  
15.6"x30"x1.1"  
CU:0.9 WT:15.4  
**List Price: \$145**



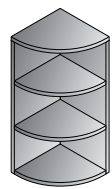
**NAP212DW**  
37"H Storage Cabinet  
w/Wood Doors  
36"x22"x37"  
CU:5.5 WT:154.3  
Consists of:  
NAP-212H,2DW  
**List Price: \$775**  
Use Freestanding  
or with NAP12



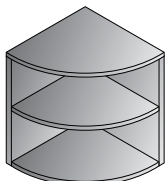
**NAP212DC**  
37"H Storage Cabinet  
w/Glass/Wood Doors  
36"x22"x37"  
CU:5.7 WT:155.4  
Consists of:  
NAP-212H,2DC  
**List Price: \$825**  
Use Freestanding  
or with NAP12



**NAP212DG**  
37"H Storage Cabinet  
w/Glass/Alum. Doors  
36"x22"x37"  
CU:5.7 WT:155.4  
Consists of:  
NAP-212H,2DG  
**List Price: \$875**  
Use Freestanding  
or with NAP12



**NAP253**  
36" H Quarter-Round  
Open Hutch 15Wx15D  
15"x15"x36"  
CU:1.7 WT:41.9  
**List Price: \$275**



**NAP254**  
29" H Quarter-Round  
Bookcase 24Wx24D  
24"x24"x29"  
CU:2.5 WT:61.7  
**List Price: \$350**

### 3 Door Styles Available

Napa 71" hutches and the NAP212 storage cabinets are now available with 3 different door styles for a variety of office appearances. Wood frame with glass doors are new for 2014. Aluminum frame with glass matches with optional NAP88 glass modesty panels or choose all-wood style.



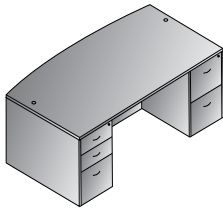
Wood



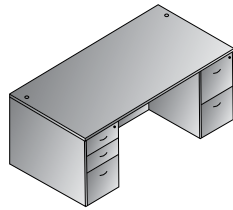
Glass/Wood



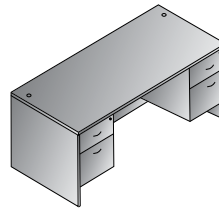
Glass/Aluminum



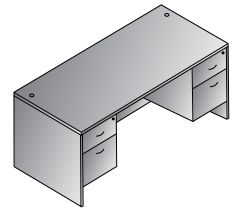
**Bow Top Desk 71"x41"**  
**NAPTYP1**  
 21.3 cu. ft. 325.3 lbs.  
 Consists of: NAP-89,65,74  
**\$1,745**



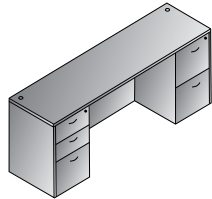
**Double Pedestal Desk 71"x35"**  
**NAPTYP2**  
 20.4 cu. ft. 314.2 lbs.  
 Consists of: NAP-01,65,74  
**\$1,655**



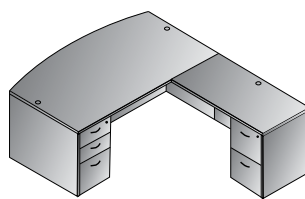
**Double Pedestal Desk 66"x30"**  
**NAPTYP3**  
 15.7 cu. ft. 256.8 lbs.  
 Consists of: NAP-02,80,80  
**\$1,325**



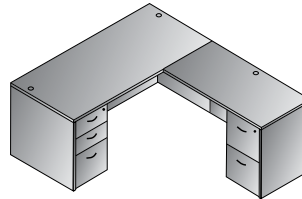
**Double Pedestal Desk 60"x30"**  
**NAPTYP4**  
 15.2 cu. ft. 249.1 lbs.  
 Consists of: NAP-03,80,80  
**\$1,300**



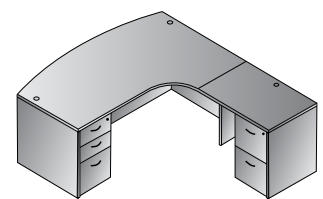
**Kneespace Credenza 72"x24"**  
**NAPTYP5**  
 19.1 cu. ft. 274.6 lbs.  
 Consists of: NAP-43,65,74  
**\$1,505**



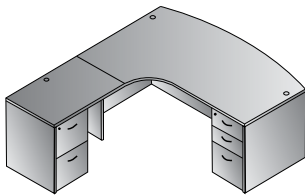
**L Shape w/Bow Top Desk 71"x89"**  
**NAPTYP8**  
 25.1 cu. ft. 415.7 lbs.  
 Consists of: NAP-89,65,45,74  
**\$2,120**



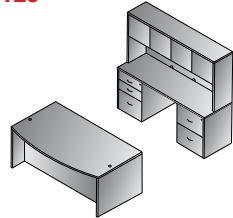
**L Shape 66"x78"**  
**NAPTYP9**  
 22.9 cu. ft. 378.2 lbs.  
 Consists of: NAP-02,65,45,74  
**\$1,930**



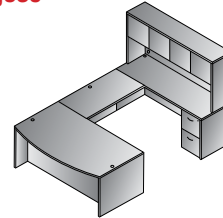
**Right L Shape w/Curved Corner 71"x83"**  
**NAPTYP10R**  
 25.3 cu. ft. 410.2 lbs.  
 Consists of: NAP-87R,65,92,74  
**\$2,135**



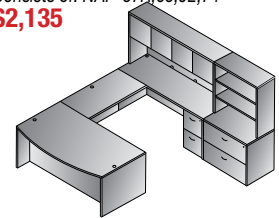
**Left L Shape w/Curved Corner 71"x83"**  
**NAPTYP10L**  
 25.3 cu. ft. 410.2 lbs.  
 Consists of: NAP-87L,65,92,74  
**\$2,135**



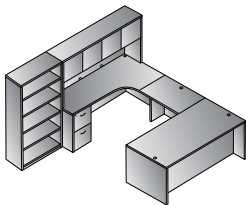
**Executive Office**  
**NAPTYP11**  
 47.3 cu. ft. 739.9 lbs.  
 Consists of: NAP-89,65,74,43, 65,74,44  
 NAP44 consists of: NAP-44H,4DW  
**\$3,920**



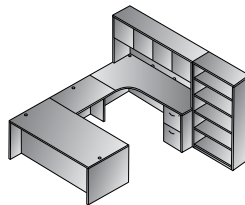
**U Shape w/Hutch 71"x113"**  
**NAPTYP12**  
 36.1 cu. ft. 658.2 lbs.  
 Consists of: NAP-89,65,70,43, 74,44  
 NAP44 consists of: NAP-44H,4DW  
**\$3,135**



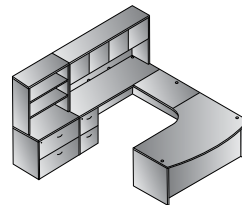
**U Shape w/Hutch + Storage 108"x113"**  
**NAPTYP13**  
 55.5 cu. ft. 889.7 lbs.  
 Consists of: NAP-89,65,70,43,74,44,12,53  
 NAP44 consists of: NAP-44H,4DW  
**\$4,290**



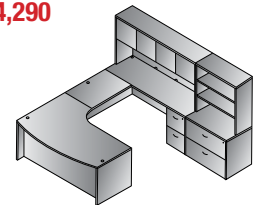
**Left U + Bookcase 107"x107"**  
**NAPTYP14L**  
 42.7 cu. ft. 809.1 lbs.  
 Consists of: NAP-01,65,93, 82R,74,44,56  
 NAP44 consists of: NAP-44H,4DW  
**\$3,765**



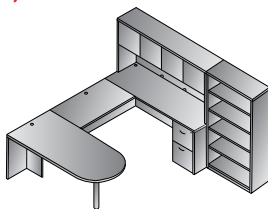
**Right U + Bookcase 107"x107"**  
**NAPTYP14R**  
 42.7 cu. ft. 809.1 lbs.  
 Consists of: NAP-01,65,93, 82L,74,44,56  
 NAP44 consists of: NAP-44H,4DW  
**\$3,765**



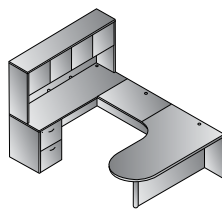
**Left U w/Corner + Storage 107"x107"**  
**NAPTYP15L**  
 56.0 cu. ft. 886.4 lbs.  
 Consists of: NAP-87L,65,93,43,74,44,12,53  
 NAP44 consists of: NAP-44H,4DW  
**\$4,330**



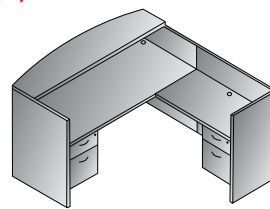
**Right U w/Corner + Storage 107"x107"**  
**NAPTYP15R**  
 56.0 cu. ft. 886.4 lbs.  
 Consists of: NAP-87R,65,93,43, 74,44,12,53  
 NAP44 consists of: NAP-44H,4DW  
**\$4,330**



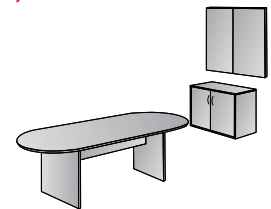
**U w/Bullet + Bookcase 107"x108"**  
**NAPTYP16**  
 35.2 cu. ft. 673.5 lbs.  
 Consists of: NAP-47,70,43, 74,44,56  
 NAP44 consists of: NAP-44H,4DW  
 NAP47 consists of: NAP-47T,47PBLK  
**\$3,085**



**U w/Left Corner Bullet 71"x101"**  
**NAPTYP18L**  
 29.4 cu. ft. 538 lbs.  
 Consists of: NAP-57L,93,43,74,44  
 NAP44 consists of: NAP-44H,4DW  
 NAP57L consists of: NAP-57TL,57PBLK  
**\$2,600**



**Reception Station 71"x71"x42"H**  
**NAPTYP19**  
 22.2 cu. ft. 418.8 lbs.  
 Consists of: NAP-122,80,125,76  
**\$2,045**

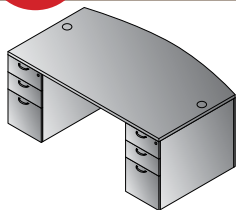


**Conference Group 3-Pcs.**  
**NAPTYP20**  
 24.8 cu. ft. 408.9 lbs.  
 Consists of: NAP-36,13,100  
**\$2,040**

**new**

Available March/April 2014

## Napa Step Front Typicals

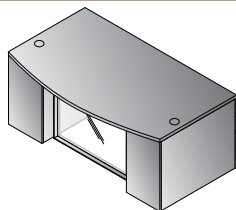
OSP  
furniture

Bow Top Desk 71"x40"

**NAPTYP201**

24.6 cu. ft. 275.6 lbs.

Consists of: NAP-289,265 (2qty.)

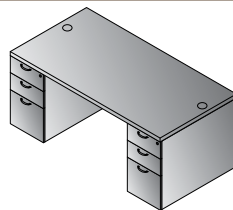
**\$1,870**

Bow Top Desk w/Glass Modesty Panel 71"x40"

**NAPTYP201G**

25.8 cu. ft. 310.9 lbs.

Consists of: NAP-289,200,265 (2qty.)

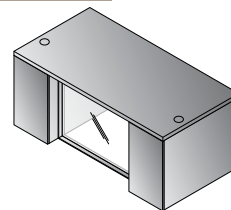
**\$2,090**

Double Pedestal Desk 71"x36"

**NAPTYP202**

24 cu. ft. 271.2 lbs.

Consists of: NAP-201,265 (2qty.)

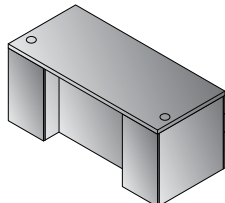
**\$1,820**

Double Pedestal Desk w/Glass Modesty Panel 71"x36"

**NAPTYP202G**

25.3 cu. ft. 306.4 lbs.

Consists of: NAP-201,200,265 (2qty.)

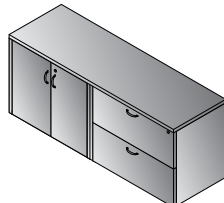
**\$2,040**

Double Pedestal Desk 66"x30"

**NAPTYP203**

20.3 cu. ft. 244.7 lbs.

Consists of: NAP-202,263 (2qty.)

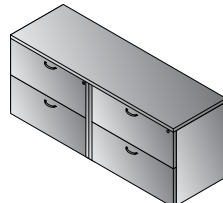
**\$1,670**

Combo Credenza 71"x23"

**NAPTYP205**

21.5 cu. ft. 304.2 lbs.

Consists of: NAP-T1213,12,13

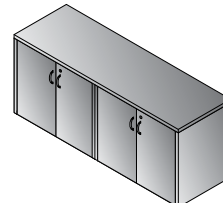
**\$1,550**

Double Lateral File Credenza 71"x23"

**NAPTYP206**

32 cu. ft. 332.9 lbs.

Consists of: NAP-T1213,12 (2qty.)

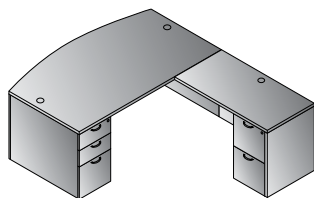
**\$1,835**

4-Door Storage Credenza 71"x23"

**NAPTYP207**

10.9 cu. ft. 275.6 lbs.

Consists of: NAP-T1213,13 (2qty.)

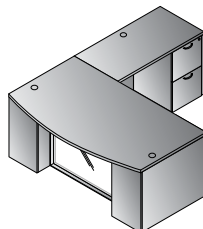
**\$1,265**

L-Shape w/Bow Top Desk 71"x88"

**NAPTYP208**

29.7 cu. ft. 380.3 lbs.

Consists of: NAP-289,265,271,45,74

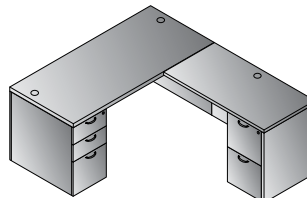
**\$2,350**

L-Shape w/Bow Top Desk and Glass Modesty Panel 71"x88"

**NAPTYP208G**

30.9 cu. ft. 415.6 lbs.

Consists of: NAP-289,200,265,271,45,74

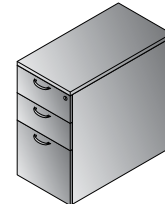
**\$2,570**

L-Shape 66"x78"

**NAPTYP209**

26.2 cu. ft. 349.4 lbs.

Consists of: NAP-202,263,267,45,74

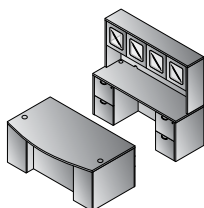
**\$2,175**

30"D Freestanding Pedestal

**NAPTYP263**

9.6 cu. ft. 101.4 lbs.

Consists of: NAP-263,T263

**\$805**

Executive Office

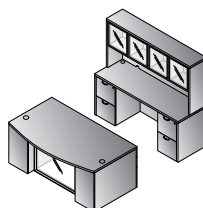
**NAPTYP211**

49.5 cu. ft. 663.6 lbs.

Consists of: NAP-289,265 (2qty.)

43,74, (2qty.),41

NAP41 consists of: NAP-44H,4DC

**\$4,065**

Executive Office w/Glass Modesty Panel

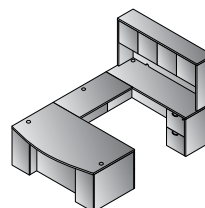
**NAPTYP211G**

51 cu. ft. 693.4 lbs.

Consists of: NAP-289,200,265 (2qty.)

43,74, (2qty.),42

NAP42 consists of: NAP-44H,4DG

**\$4,300**

U-Shape with Hutch 71"x112"

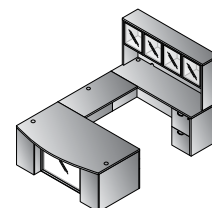
**NAPTYP212**

40 cu. ft. 610.7 lbs.

Consists of: NAP-289,265,271

70,43,74,44

NAP44 consists of: NAP-44H,4DW

**\$3,365**

U-Shape w/Hutch &amp; Glass Modesty Panel 71"x112"

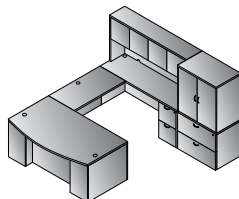
**NAPTYP212G**

41.5 cu. ft. 640.4 lbs.

Consists of: NAP-289,200,265,271,

70,43,74,42

NAP42 consists of: NAP44H,4DG

**\$3,650**

U-Shape w/Hutch + File Storage 107"x112"

**NAPTYP213**

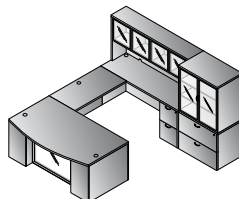
61 cu. ft. 907.2 lbs.

Consists of: NAP-289,265,271,70,43,

74,44,12,212DW

NAP44 consists of: NAP-44H,4DW

NAP212DW consists of: NAP-212H,2DW

**\$4,945**

U-Shape w/Hutch + File Storage &amp; Glass Modesty Panel 107"x112"

**NAPTYP213G**

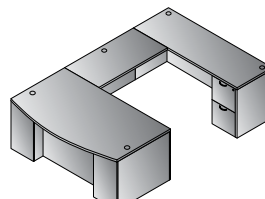
62.7 cu. ft. 938.1 lbs.

Consists of: NAP-289,200,265,271

70,43,74,42,12,212DG

NAP42 consists of: NAP-44H,4DG

NAP212DG consists of: NAP-212H,2DG

**\$5,330**

U-Shape 71"x112"

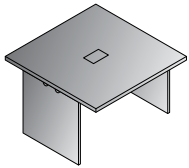
**NAPTYP222**

33.8 cu. ft. 478.4 lbs.

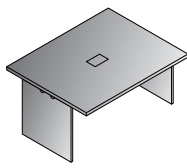
Consists of: NAP-289,265,271,70,43,74

**\$2,695****Finish Key****CHY** - Cherry**ESP** - Espresso**MAH** - Mahogany**MPL** - Maple**Casegoods IN STOCK**

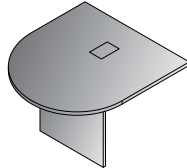
71



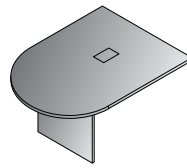
**EXP228**  
48"x48"  
Table Component  
47.2"x47.2"x29.1"  
CU:5 WT:123.5  
**List Price: \$775**



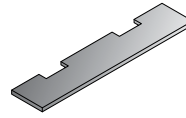
**EXP229**  
60"x48"  
Table Component  
59.1"x47.2"x29.1"  
CU:5.3 WT:143.3  
**List Price: \$875**



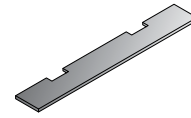
**EXP230**  
48"x48" Bullet Top  
Component  
47.2"x47.2"x29.1"  
CU:4.3 WT:92.6  
**List Price: \$675**



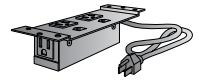
**EXP231**  
60"x48" Bullet Top  
Component  
59.1"x47.2"x29.1"  
CU:6.6 WT:110.2  
**List Price: \$775**



**EXP232**  
Stretcher for NAP230  
2 qty.  
55.1"x11.4"x1"  
CU:0.7 WT:19.8  
**List Price: \$70**



**EXP233**  
Stretcher for NAP231  
2 qty.  
78.7"x11.4"x1"  
CU:0.9 WT:26.5  
**List Price: \$100**



**EXPPOW1**  
Power/Data Unit:  
2 Powers, 2 RJ45 Cat.  
6, 6' Power Cord  
5.25"x3"x1.25"  
CU:0.03 WT:5.0  
**List Price: \$525**

## Configuration Guide



**30' Racetrack Table**  
**EXPTYP30R**

**\$5,050**  
34.5 cu.ft. 793.7 lbs.  
Consists of:  
(4) qty. EXP229  
(2) qty. EXP231

**28' Racetrack Table**  
**EXPTYP28R**

**\$4,850**  
33.8 cu.ft. 754.0 lbs.  
Consists of:  
(2) qty. EXP228  
(2) qty. EXP229  
(2) qty. EXP231

**26' Racetrack Table**  
**EXPTYP26R**

**\$4,650**  
33.1 cu.ft. 714.3 lbs.  
Consists of:  
(4) qty. EXP228  
(2) qty. EXP231



**24' Racetrack Table**  
**EXPTYP24R**

**\$4,075**  
28.8 cu.ft. 630.5 lbs.  
Consists of:  
(1) qty. EXP228  
(2) qty. EXP229  
(2) qty. EXP231

**22' Racetrack Table**  
**EXPTYP22R**

**\$3,875**  
28.1 cu.ft. 590.8 lbs.  
Consists of:  
(3) qty. EXP228  
(2) qty. EXP231



**20' Racetrack Table**  
**EXPTYP20R**

**\$3,300**  
23.9 cu.ft. 507.1 lbs.  
Consists of:  
(2) qty. EXP229  
(2) qty. EXP231

**18' Racetrack Table**  
**EXPTYP18R**

**\$3,100**  
19.2 cu.ft. 471.8 lbs.  
Consists of:  
(2) qty. EXP229  
(2) qty. EXP230

**16' Racetrack Table**  
**EXPTYP16R**

**\$2,900**  
18.2 cu.ft. 343.9 lbs.  
Consists of:  
(2) qty. EXP228  
(2) qty. EXP230

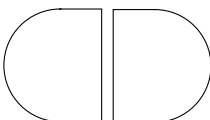


**14' Racetrack Table**  
**EXPTYP14R**

**\$2,325**  
18.2 cu.ft. 343.9 lbs.  
Consists of:  
(1) qty. EXP228  
(2) qty. EXP231

**12' Racetrack Table**  
**EXPTYP12R**

**\$2,125**  
13.5 cu.ft. 308.6 lbs.  
Consists of:  
(1) qty. EXP228  
(2) qty. EXP230



**10' Racetrack Table**  
**EXPTYP10R**

**\$1,650**  
14.2 cu.ft. 246.9 lbs.  
Consists of:  
(2) qty. EXP231  
(1) qty. EXP233

**8' Racetrack Table**  
**EXPTYP8R**

**\$1,420**  
9.3 cu.ft. 205.0 lbs.  
Consists of:  
(2) qty. EXP230  
(1) qty. EXP232

### Finish Key

**CHY** - Cherry  
**ESP** - Espresso



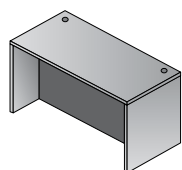


### Finish Key

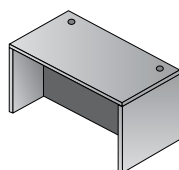
GRY - Charcoal Bases/Fog Grey Tops

### Two-Tone Grey

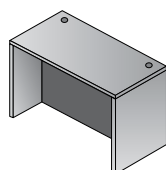
Napa Grey feature's solid metal, brushed aluminum pulls and available frosted glass hutch doors with aluminum finish frame. Scratch-resistant laminates and impact-resistant 3mm PVC edges with triple-groove design provide long-term durability. Pedestals and files feature full-extension drawer slides, pre-installed metal filing hardware and single-key locking. Conference table tops & legs are 1.5" thick. Wire management included. Napa complies with ANSI/ BIFMA standards.



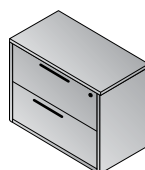
**NAP01**  
Desk Shell  
71"x36"x29"  
CU:6.4 WT:162.0  
List Price: **\$575**



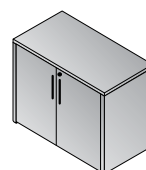
**NAP02**  
Desk Shell  
66"x30"x29"  
CU:5.1 WT:135.6  
List Price: **\$475**



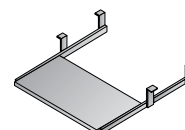
**NAP03**  
Desk Shell  
60"x30"x29"  
CU:4.6 WT:127.9  
List Price: **\$450**



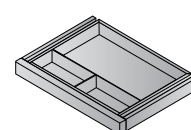
**NAP12**  
Lateral File  
36"x22"x29"  
CU:15.5 WT:149.9  
List Price: **\$805**  
*Ships Assembled*



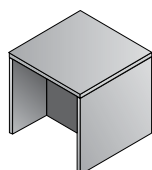
**NAP13**  
Storage Cabinet  
36"x22"x29"  
CU:5.5 WT:117.9  
List Price: **\$520**



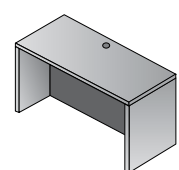
**NAP14**  
Keyboard Tray  
26"x12"  
CU:0.6 WT:13.2  
List Price: **\$85**




**NAP15**  
Center Drawer  
20"x15"  
CU:0.8 WT:8.8  
List Price: **\$85**



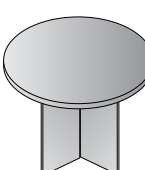
**NAP20**  
End Table  
24"x36"x20"  
CU:2.0 WT:49.6  
List Price: **\$295**



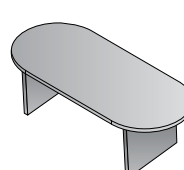
**NAP21**  
Desk Shell  
48"x30"x29"  
CU:4.8 WT:110.2  
List Price: **\$440**



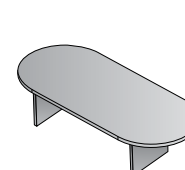
**NAP23**  
Round Table  
47"Dia.x29"  
CU:6.8 WT:109.1  
List Price: **\$645**



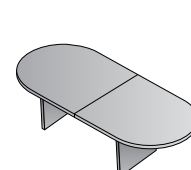
**NAP27**  
Round Table  
42"Dia.x29"H  
CU:5.4 WT:94.8  
List Price: **\$555**



**NAP35**  
Conference Table  
71"x35"x29"  
CU:6.7 WT:138.9  
List Price: **\$645**



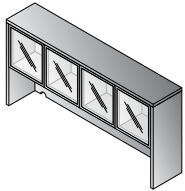
**NAP36**  
Conference Table  
95"x44"x29"  
CU:10.8 WT:189.6  
List Price: **\$835**



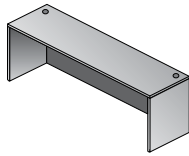
**NAP37**  
Conference Table  
120"x48"x29"  
CU:11.3 WT:246.9  
Consists of: NAP37T,37S  
List Price: **\$1145**

## Casegoods IN STOCK

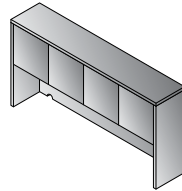
All Napa items have achieved GREENGUARD Certification



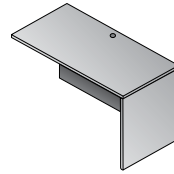
**NAP42**  
Overhead with Glass  
Doors  
71"x15"x36"  
CU:6.4 WT:135.3  
Consists of:  
NAP-44H,4DW  
**List Price: \$725**



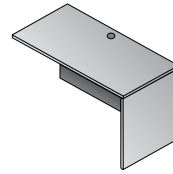
**NAP43**  
Credenza Shell  
71"x24"x29"  
CU:5.1 WT:122.4  
**List Price: \$425**



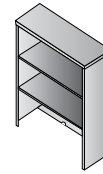
**NAP44**  
Overhead Storage  
71"x15"x36"  
CU:6.0 WT:140.0  
Consists of:  
NAP-44H,4DW  
**List Price: \$660**



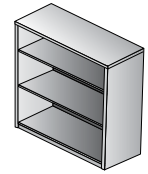
**NAP45**  
Return Shell  
48"x24"x29"  
CU:3.8 WT:90.4  
**List Price: \$375**



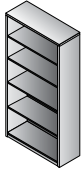
**NAP46**  
Return Shell  
42"x20"x29"  
CU:3.4 WT:88.2  
**List Price: \$315**  
\*\*Use with NAP76 Ped



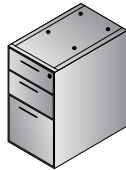
**NAP53**  
Open Hutch  
36"x14"x36"  
CU:3.9 WT:81.6  
**List Price: \$350**



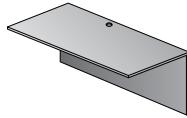
**NAP55**  
3-Shelf Bookcase  
36"x14"x42"  
CU:4.4 WT:98.1  
**List Price: \$425**



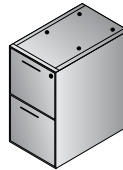
**NAP56**  
5-Shelf Bookcase  
36"x14"x65"  
CU:6.8 WT:149.9  
**List Price: \$585**



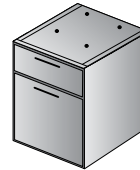
**NAP65**  
BBF Ped-Desk  
15.5"x22"x28"  
CU:7.0 WT:78.3  
**List Price: \$555**  
Ships Assembled



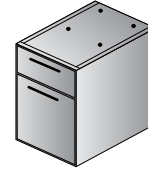
**NAP70**  
Bridge  
48"x24"x29"  
CU:2.8 WT:70.5  
**List Price: \$295**



**NAP74**  
FF Ped-Desk  
15.5"x22"x28"  
CU:7.0 WT:73.9  
**List Price: \$525**  
Ships Assembled




**NAP76**  
Hanging Ped-20"  
Return  
15.5"x18.5"x21"  
CU:4.5 WT:50.7  
**List Price: \$425**  
Ships Assembled



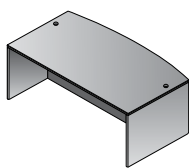
**NAP80**  
Hanging Ped-Desk  
15.5"x22"x21"  
CU:5.3 WT:60.6  
**List Price: \$425**  
Ships Assembled



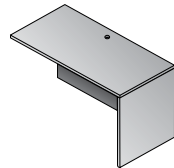
**NAP85**  
Mobile BBF Ped  
14"x22"x27H"  
CU:7.0 WT:73.9  
**List Price: \$735**  
Ships Assembled



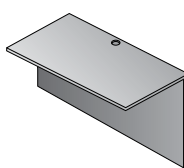
**NAP86**  
Mobil FF Ped  
14"x22"x27H"  
CU:7.0 WT:73.9  
**List Price: \$735**  
Ships Assembled



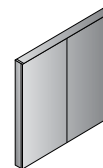
**NAP89**  
Bow Desk Shell  
72"x41"x29"  
CU:7.3 WT:173.1  
**List Price: \$665**



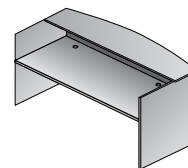
**NAP92**  
Return Shell  
35"x24"x29"  
CU:2.9 WT:73.9  
**List Price: \$295**



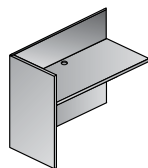
**NAP93**  
Bridge  
35"x24"x29"  
CU:2.2 WT:56.2  
**List Price: \$240**



**NAP100**  
Presentation Board  
48"x48"  
CU:8.5 WT:101.4  
**List Price: \$685**  
Ships Assembled

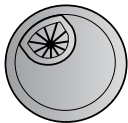


**NAP122**  
Reception Desk Shell  
71"x30"/36"x42"  
CU:8.3 WT:207.2  
**List Price: \$795**

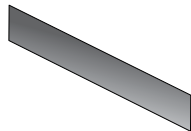


**NAP125**  
Reception Return  
Shell  
42"x24"x41"  
CU:4.1 WT:100.3  
**List Price: \$400**

## TYPICALS

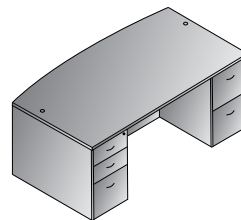


**NAP-GM**  
Metallic Grommets  
(5-Pack)  
2.5"x2.5"x6"  
CU:0.02 WT:0.05  
**List Price: \$90**

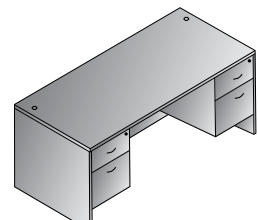


**NAPT B-3**  
Tackboard for NAP42/44  
SON44, KEN42/44  
65"x17.5"  
Black Fabric  
CU:1.2 WT:15  
**List Price: \$180**

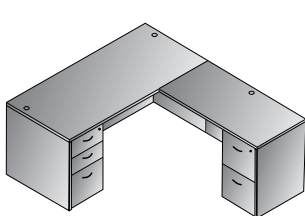
**Tackboard**  
Custom Fabric  
NAPT B-  
(Specify Fabric)  
Grade A \$230  
Grade B \$250  
Grade C \$275  
Grade R \$300



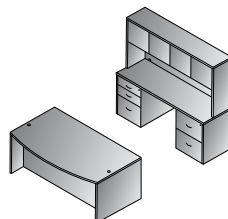
**Bow Top Desk 71"x41"**  
**NAPTYP1**  
21.3 cu.ft. 325.3 lbs.  
Consists of: NAP-89,65,74  
**\$1,745**



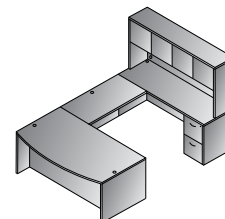
**Double Ped Desk 60"x30"**  
**NAPTYP4**  
15.2 cu.ft. 249.1 lbs.  
Consists of: NAP-03,80,80  
**\$1,300**



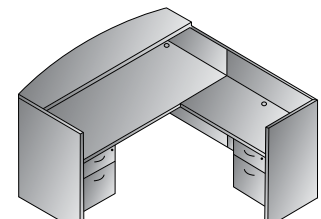
**L Shape 66"x78"**  
**NAPTYP9**  
22.9 cu.ft. 378.2 lbs.  
Consists of: NAP-02,65,45,74  
**\$1,930**



**Executive Office**  
**NAPTYP11**  
47.3 cu. ft. 739.9 lbs.  
Consists of: NAP-89,65,74,43, 65,74,44  
NAP44 consists of: NAP44H, NAP4DW  
**\$3,910**



**U Shape w/Hutch 71"x113"**  
**NAPTYP12**  
36.1 cu. ft. 658.2 lbs.  
Consists of: NAP-89,65,70,43, 74,44  
NAP44 consists of: NAP44H, NAP4DW  
**\$3,125**



**Reception Station 71"x71"x42"H**  
**NAPTYP19**  
22.2 cu.ft. 418.8 lbs.  
Consists of: NAP-122,80,125,76  
**\$2,045**



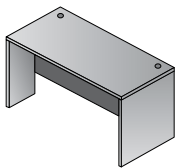
**new**

Lodi combines open, contemporary appearance and modern quality details with space-saving, budget-saving solutions. The ¾ modesty panels provide easy access to wall outlets. Full-width cord-drop on all hutches for cord management. New 60" wide desk, credenza and open overhead for compact offices. New laminate frame/glass doors for Lodi/Napa 72" overheads. The new contemporary, clean-grain design Urban Walnut features an embossed wood-like finish. Cherry and Espresso match Napa laminates for mix/match opportunities.

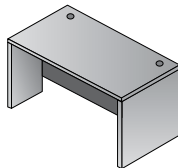


## Finish Key

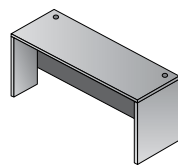
**CHY** - Cherry  
**ESP** - Espresso  
**URB** - Urban Walnut



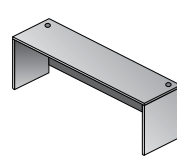
**LOD01**  
Desk Shell  
71"x35"x29"  
CU:4.2 WT:121  
List Price: **\$480**



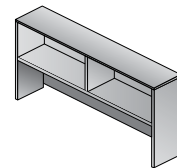
**LOD02**  
Desk Shell  
66"x30"x29"  
CU:3.3 WT:101.2  
List Price: **\$415**



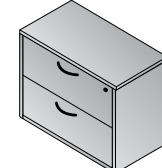
**LOD03**  
Desk Shell  
60"x30"x29"  
CU:3.0 WT:94.6  
List Price: **\$385**



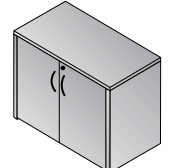
**LOD08**  
Credenza Shell  
60"x20"x29"  
CU:2.0 WT:52.8  
List Price: **\$285**



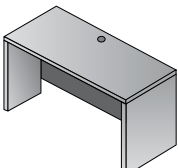
**LOD09**  
Open Overhead  
(without Doors)  
60"x14"x36"  
CU:3.3 WT:83.6  
List Price: **\$395**



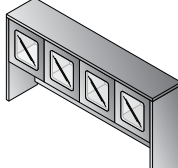
**LOD12**  
Lateral File  
30"x20"x29"  
CU:11.4 WT:103.4  
List Price: **\$750**  
Ships Assembled



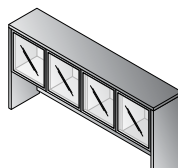
**LOD13**  
2-Door  
Storage Cabinet  
30"x20"x29"  
CU:3.3 WT:80.3  
List Price: **\$390**



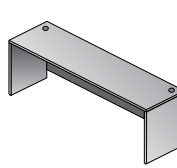
**LOD22**  
Desk Shell  
45"x24"x29"  
CU:2.3 WT:66  
List Price: **\$295**



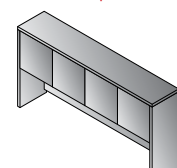
**LOD41**  
Overhead with Wood/  
Glass Doors  
71"x14"x36"  
CU:4.7 WT:121  
Consists of:  
LOD-44H & NAP-4DC  
List Price: **\$690**



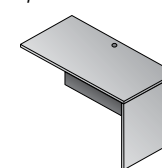
**LOD42**  
Overhead with  
Aluminum/Glass  
Doors  
71"x14"x36"  
CU:4.9 WT:113.3  
Consists of:  
LOD-44H & NAP-4DG  
List Price: **\$705**



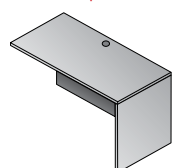
**LOD43**  
Credenza Shell  
71"x20"x29"  
CU:2.4 WT:77.0  
List Price: **\$325**



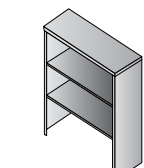
**LOD44**  
Overhead with  
Wood Doors  
71"x14"x36"  
CU:4.7 WT:118.8  
Consists of:  
LOD-44H & NAP-4DW  
List Price: **\$640**



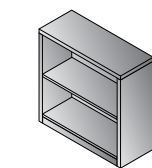
**LOD45**  
Return Shell  
48"x24"x29"  
CU:1.6 WT:57.2  
List Price: **\$280**



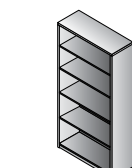
**LOD46**  
Return Shell  
42"x20"x29"  
CU:1.5 WT:46.2  
List Price: **\$235**



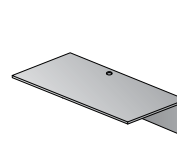
**LOD53**  
Open Hutch  
30"x12"x36"  
CU:1.8 WT:55.0  
List Price: **\$260**



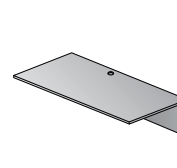
**LOD55**  
2-Shelf Bookcase  
30"x12"x36"  
CU:1.8 WT:50.6  
List Price: **\$325**



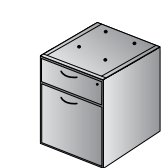
**LOD56**  
5-Shelf Bookcase  
36"x12"x65"  
CU:3.4 WT:90.2  
List Price: **\$445**



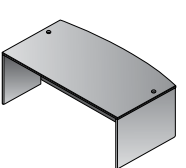
**LOD70**  
Bridge  
48"x24"x29"  
CU:1.6 WT:46.2  
List Price: **\$220**



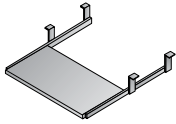
**LOD71**  
Bridge  
42"x20"x29"  
CU:1.2 WT:37.4  
List Price: **\$195**



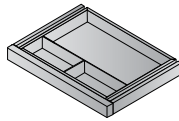
**LOD76**  
Box File Hanging  
Pedestal  
15.5"x18.5"x21"  
CU:3.5 WT:35.2  
List Price: **\$300**  
Ships Assembled




**LOD89**  
Bow Top Desk Shell  
71"x40"x29"  
CU:4.8 WT:127.6  
List Price: **\$550**



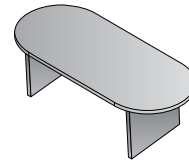
**NAP14CHY**  
**NAP14ESP**  
**LOD14URB**  
**Keyboard Tray**  
 26"x12"  
 CU:0.6 WT:13.2  
**List Price: \$85**



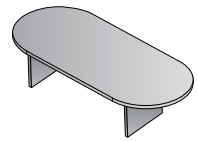
**NAP15CHY**  
**NAP15ESP**  
**LOD15URB**  
**Center Drawer**  
 20"x15"  
 CU:0.8 WT:8.8  
**List Price: \$85**



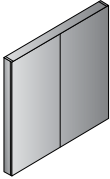
**NAP27CHY**  
**NAP27ESP**  
**LOD27URB**  
**Round Table**  
 42"Dia.x29"H  
 CU:5.4 WT:94.8  
**List Price: \$555**



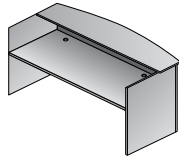
**NAP35CHY**  
**NAP35ESP**  
**LOD35URB**  
**Conference Table**  
 71"x35"x29"  
 CU:6.7 WT:138.9  
**List Price: \$645**



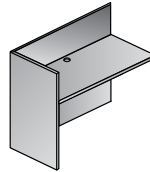
**NAP36CHY**  
**NAP36ESP**  
**LOD36URB**  
**Conference Table**  
 95"x44"x29"  
 CU:10.8 WT:189.6  
**List Price: \$835**



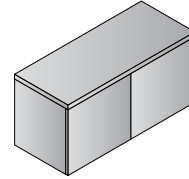
**NAP100CHY**  
**NAP100ESP**  
**LOD100URB**  
**Presentation Board**  
 48"x48"  
 CU:8.5 WT:101.4  
**List Price: \$685**  
*Ships Assembled*



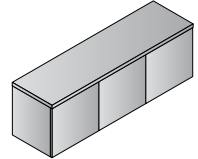
**NAP122CHY**  
**NAP122ESP**  
**LOD122URB**  
**Reception Desk Shell**  
 71"x30"/36"x42"  
 CU:8.3 WT:207.2  
**List Price: \$795**



**NAP125CHY**  
**NAP125ESP**  
**LOD125URB**  
**Reception Return Shell**  
 42"x24"x41"  
 CU:4.1 WT:100.3  
**List Price: \$400**



**NAPWM36CHY**  
**NAPWM36ESP**  
**LODWM36URB**  
**Wall-Mount Overhead**  
 36"x15"x17"  
 CU:6.7 WT:55  
**List Price: \$395**  
*Ships Assembled*



**NAPWM48CHY**  
**NAPWM48ESP**  
**LODWM48URB**  
**Wall-Mount Overhead**  
 48"x15"x17"  
 CU:8.8 WT:70.4  
**List Price: \$500**  
*Ships Assembled*

**NOTE:** NAPA items on this page feature matching wood grain laminates with Lodi products shown on previous page.



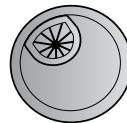
**LOD41URB: Overhead with Wood/Glass Doors**



**LOD42URB: Overhead with Aluminum/Glass Doors**



**LOD44URB: Overhead with Wood Doors**



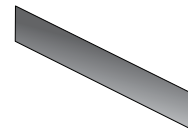
**NAP-GM**  
**Metallic Grommets**  
**(5-Pack)**  
 2.5"x2.5"x6"  
 CU:0.02 WT:0.05  
**List Price: \$90**



**NAP-PM**  
**Metallic Drawer Pulls**  
**(10-Pack)**  
 2"x1"x4"  
 CU:0.005 WT:0.01  
**List Price: \$90**



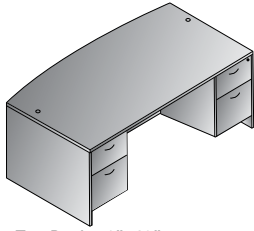
**LK1-GC**  
**Lock Core with Keys**  
**\$15 List**  
**KC-GC Change Key**  
**\$8 List**  
**KM-GC Master Key**  
**\$8 List**



**NAPT B-3**  
**Tackboard for NAP42/44**  
 SON44, KEN42/44  
 65"x17.5"  
 Black Fabric  
 CU:1.2 WT:15  
**List Price: \$180**

**Tackboard**  
**Custom Fabric NAPT B-\_\_**  
 (Specify Fabric)  
**Grade A \$230**  
**Grade B \$250**  
**Grade C \$275**  
**Grade R \$300**



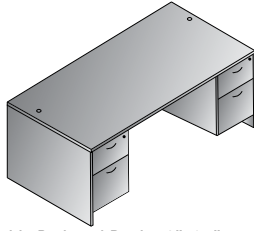


Bow Top Desk 71"x40"

**LODTYP1**

11.8 cu. ft. 198 lbs.

Consists of: LOD-89,76,76

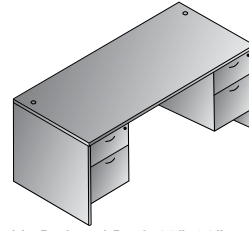
**\$1,150**

Double Pedestal Desk 71"x35"

**LODTYP2**

11.2 cu. ft. 191.4 lbs.

Consists of: LOD-01,76,76

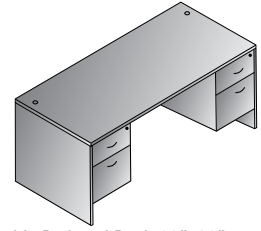
**\$1,080**

Double Pedestal Desk 66"x30"

**LODTYP3**

10.3 cu. ft. 171.6 lbs.

Consists of: LOD-02,76,76

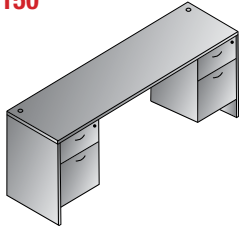
**\$1,015**

Double Pedestal Desk 60"x30"

**LODTYP4**

10.0 cu. ft. 165 lbs.

Consists of: LOD-03,76,76

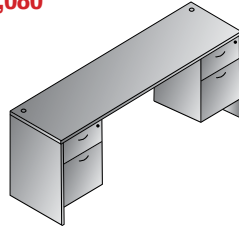
**\$985**

Double Pedestal Credenza 71"x20"

**LODTYP5**

9.4 cu. ft. 147.4 lbs.

Consists of: LOD-43,76,76

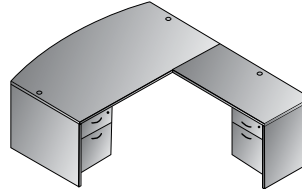
**\$925**

Double Pedestal Credenza 60"x20"

**LODTYP7**

9.0 cu. ft. 123.2 lbs.

Consists of: LOD-08,76,76

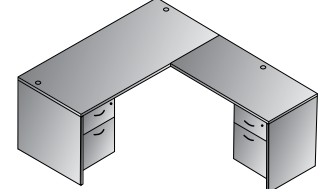
**\$885**

L-Shape w/Bow Top Desk 71"x88"

**LODTYP8**

13.4 cu. ft. 255.2 lbs.

Consists of: LOD-89,76,45,76

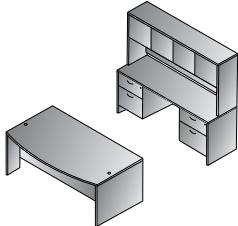
**\$1430**

L-Shape 66"x78"

**LODTYP9**

11.9 cu. ft. 228.8 lbs.

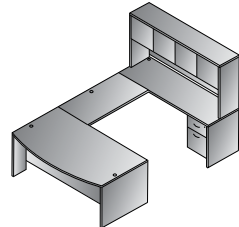
Consists of: LOD-02,76,45,76

**\$1,295**

Executive Office

**LODTYP11**

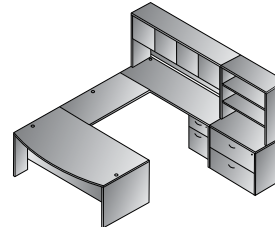
25.9 cu. ft. 464.2 lbs.

Consists of: LOD-89,76,76,43,76,76,44  
LOD44 consists of: LOD-44H,NAP-4DW**\$2,715**

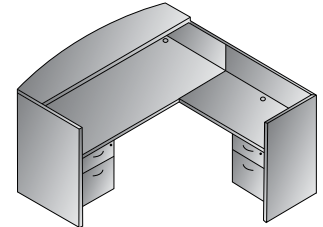
U Shape w/Hutch 71"x108"

**LODTYP12**

20.5 cu. ft. 440 lbs.

Consists of: LOD-89,76,70,43,76,44  
LOD44 consists of: LOD-44H,NAP-4DW**\$2,335**U Shape w/Hutch + Storage  
101"x108"**LODTYP13**

33.7 cu. ft. 598.4 lbs.

Consists of: LOD-89,76,70,43,76,44,12,53  
LOD44 consists of: LOD-44H,NAP-4DW**\$3,345**

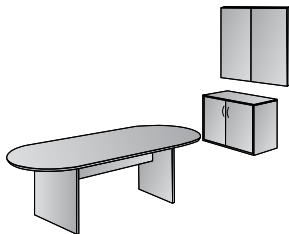
Reception Station 71"x78"x42"H

**LODTYP19URB**

For CHY &amp; ESP: Use NAP-122,125

19.4 cu. ft. 377.9 lbs.

Consists of: LOD-122,76,125,76

**\$1,795**

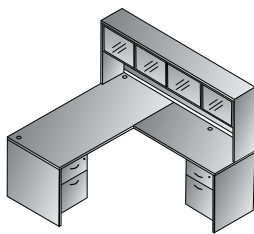
Conference Group 3-Pcs.

**LODTYP20URB**

For CHY &amp; ESP: Use NAP-36,13,100

22.6 cu. ft. 371.3 lbs.

Consists of: LOD-36,13,100

**\$1,910**

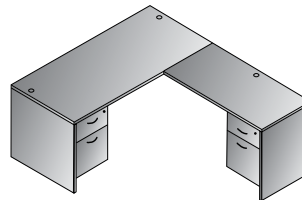
L-Shape w/Hutch 66"x72"

**LODTYP31**

16.5 cu. ft. 338.8 lbs.

Consists of: LOD-02,76,46,76,41

LOD41 consists of: LOD-44H,NAP-4DC

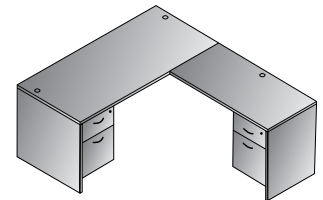
**\$1,940**

L-Shape 66"x72"

**LODTYP32**

11.8 cu. ft. 217.8 lbs.

Consists of: LOD-02,76,46,76

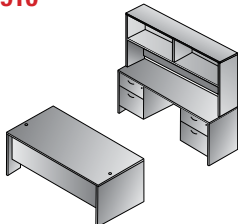
**\$1,250**

L-Shape 60"x72"

**LODTYP34**

11.5 cu. ft. 211.2 lbs.

Consists of: LOD-03,76,46,76

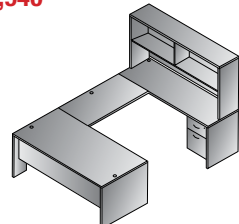
**\$1,220**

Manager Office

**LODTYP35**

22.3 cu. ft. 371.8 lbs.

Consists of: LOD-03,76,76,08,76,76,09

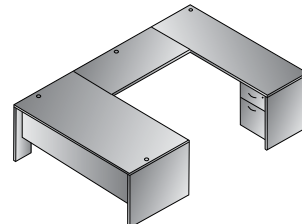
**\$2,265**

U-Shape w/Open Hutch 60"x92"

**LODTYP37**

16.5 cu. ft. 338.8 lbs.

Consists of: LOD-03,76,71,08,76,09

**\$1,860**

U-Shape 60"x92"

**LODTYP38**

13.2 cu. ft. 255.2 lbs.

Consists of: LOD-03,76,71,08,76

**\$1,465****Finish Key****CHY** - Cherry**ESP** - Espresso**URB** - Urban Walnut

## Wood Occasional Tables

### MEN19MPL Maple Finish, MEN19CHY Cherry Finish, or MEN19MAH Mahogany Finish Coffee Table



	Finish	List
<b>Overall Max:</b> 48W x 24D x 16H	Maple (MPL)	\$925
	Satin Cherry (CHY)	
	Mahogany (MAH)	
<b>Weight:</b> 27 lbs.		
<b>Cube:</b> 4.2		
UPS: No		

### MEN20MPL Maple Finish, MEN20CHY Cherry Finish, or MEN20MAH Mahogany Finish End Table



	Finish	List
<b>Overall Max:</b> 24W x 24D x 20H	Maple (MPL)	\$730
	Satin Cherry (CHY)	
	Mahogany (MAH)	
<b>Weight:</b> 49 lbs.		
<b>Cube:</b> 2.8		
UPS: No		

### KEN19LCH Light Cherry, or KEN19MAH Mahogany Finish Coffee Table



	Finish	List
<b>Overall Max:</b> 48W x 24D x 16H	Light Cherry (LCH)	\$830
	Mahogany (MAH)	
<b>Weight:</b> 50 lbs.		
<b>Cube:</b> 4.6		
UPS: No		

### KEN20LCH Light Cherry, or KEN20MAH Mahogany Finish End Table



	Finish	List
<b>Overall Max:</b> 24W x 24D x 20H	Light Cherry (LCH)	\$575
	Mahogany (MAH)	
<b>Weight:</b> 34 lbs.		
<b>Cube:</b> 2.4		
UPS: No		

### SON19CHY Cherry Finish Coffee Table



	Finish	List
<b>Overall Max:</b> 48W x 24D x 16H	Sonoma Cherry	\$830
<b>Weight:</b> 50 lbs.		
<b>Cube:</b> 4.6		
UPS: No		

### SON20CHY Cherry Finish End Table



	Finish	List
<b>Overall Max:</b> 24W x 24D x 20H	Sonoma Cherry	\$575
<b>Weight:</b> 34 lbs.		
<b>Cube:</b> 2.4		
UPS: No		



## New in 2014

New Trapezoid and Half-Round Flip-Top Tables increase versatility! Trapezoid tables help create collaborative environments. Half-Round tables form full-round tables. Both feature a new easy-to-reach, easy-to-secure ganging feature. You can also mix with Rectangular tables for further applications.



## New Ganging Feature

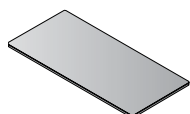
Trapezoid and Half-Round Flip-Top Tables feature a new easy-to-reach, easy-to-secure ganging feature with metal-to-metal connection underneath the table tops. **Rectangular Tables will transition to include this same ganging feature by April/May 2014.**

## Folding. Nesting. Mobile.

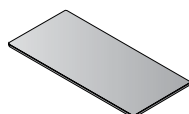
New Flip-Top Training Tables allow quick setup, change and relocation. Easily convert from training to classroom to conference room configurations throughout the day. Flip mechanism can be activated from either end. Top locks into position whether upright or horizontal. Frame features modesty panel and (4) locking casters. Tops are 1" -thick laminate with smooth, impact-resistant 3mm PVC edges. Great complement to ProLine II 83000/84000 folding/nesting chairs.



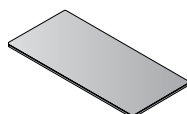
## Tops




**842T26**  
Table Top  
72"x24"  
CU:1.9 WT:44  
List Price: **\$410**



**842T25**  
Table Top  
60"x24"  
CU:1.6 WT:36.7  
List Price: **\$360**



**842T24**  
Table Top  
48"x24"  
CU:1.3 WT:29.7  
List Price: **\$310**



**842TPZ24**  
Trapezoid Table Top  
46.5"x20.5" w/24" Connecting Sides  
CU:1.2 WT:22.0  
List Price: **\$275**



**842THR24**  
Half-Round Table Top  
48"x24"  
CU:1.2 WT:26.2  
List Price: **\$275**



Cherry (C)



Mahogany (M)

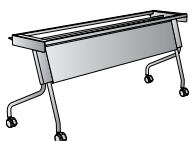


Maple (P)



Grey (G)

## Frames



**842FM6**  
6' Frame  
CU:4.5 WT:50.6  
List Price: **\$500**



**842FM5**  
5' Frame  
CU:3.7 WT:46.2  
List Price: **\$460**




**842FM4**  
4' Frame  
CU:2.9 WT:40.7  
List Price: **\$420**



**842FMPZHR4**  
Frame for  
Trapezoid and  
Half-Round Tops  
CU:2.4 WT:35.3  
List Price: **\$375**



Titanium (T)



Black (B)

## TYPICALS

Has achieved GREENGUARD Certification

72 x 24 Tables

### 84226TG

6' Titanium Frame w/Grey Top  
72"x24x29.5"H Training Table  
CU:6.4 WT: 94.6  
Components: 842FM6-T, 842T26-G  
**List Price: \$910**

### 84226TC

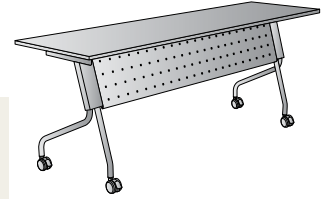
6' Titanium Frame w/Cherry Top  
72"x24x29.5"H Training Table  
CU:6.4 WT: 94.6  
Components: 842FM6-T, 842T26-C  
**List Price: \$910**

### 84226TM

6' Titanium Frame w/Mahogany Top  
72"x24x29.5"H Training Table  
CU:6.4 WT: 94.6  
Components: 842FM6-T, 842T26-M  
**List Price: \$910**

### 84226TP

6' Titanium Frame w/Maple Top  
72"x24x29.5"H Training Table  
CU:6.4 WT: 94.6  
Components: 842FM6-T, 842T26-P  
**List Price: \$910**



### 84226BG

6' Black Frame w/Grey Top  
72"x24x29.5"H Training Table  
CU:6.4 WT: 94.6  
Components: 842FM6-B, 842T26-G  
**List Price: \$910**

### 84226BC

6' Black Frame w/Cherry Top  
72"x24x29.5"H Training Table  
CU:6.4 WT: 94.6  
Components: 842FM6-B, 842T26-C  
**List Price: \$910**

### 84226BM

6' Black Frame with Mahogany Top  
72"x24x29.5"H Training Table  
CU:6.4 WT: 94.6  
Components: 842FM6-B, 842T26-M  
**List Price: \$910**

### 84226BP

6' Black Frame with Maple Top  
72"x24x29.5"H Training Table  
CU:6.4 WT: 94.6  
Components: 842FM6-B, 842T26-P  
**List Price: \$910**

Has achieved GREENGUARD Certification

60 x 24 Tables

### 84225TG

5' Titanium Frame w/Grey Top  
60"x24x29.5"H Training Table  
CU:5.3 WT:82.9  
Components: 842FM5-T, 842T25-G  
**List Price: \$820**

### 84225TC

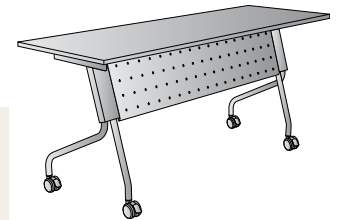
5' Titanium Frame w/Cherry Top  
60"x24x29.5"H Training Table  
CU:5.3 WT:82.9  
Components: 842FM5-T, 842T25-C  
**List Price: \$820**

### 84225TM

5' Titanium Frame w/Mahogany Top  
60"x24x29.5"H Training Table  
CU:5.3 WT:82.9  
Components: 842FM5-T, 842T25-M  
**List Price: \$820**

### 84225TP

5' Titanium Frame w/Maple Top  
60"x24x29.5"H Training Table  
CU:5.3 WT:82.9  
Components: 842FM5-T, 842T25-P  
**List Price: \$820**



### 84225BG

5' Black Frame w/Grey Top  
60"x24x29.5"H Training Table  
CU:5.3 WT:82.9  
Components: 842FM5-B, 842T25-G  
**List Price: \$820**

### 84225BC

5' Black Frame w/Cherry Top  
60"x24x29.5"H Training Table  
CU:5.3 WT:82.9  
Components: 842FM5-B, 842T25-C  
**List Price: \$820**

### 84225BM

5' Black Frame w/Mahogany Top  
60"x24x29.5"H Training Table  
CU:5.3 WT:82.9  
Components: 842FM5-B, 842T25-M  
**List Price: \$820**

### 84225BP

5' Black Frame w/Maple Top  
60"x24x29.5"H Training Table  
CU:5.3 WT:82.9  
Components: 842FM5-B, 842T25-P  
**List Price: \$820**

Has achieved GREENGUARD Certification

48 x 24 Tables

### 84224TG

4' Titanium Frame w/Grey Top  
48"x24x29.5"H Training Table  
CU:4.2 WT: 70.4  
Components: 842FM4-T, 842T24-G  
**List Price: \$730**

### 84224TC

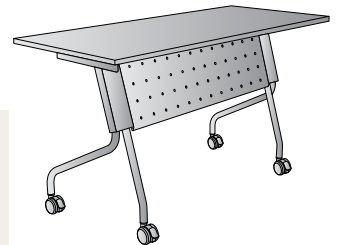
4' Titanium Frame w/Cherry Top  
48"x24x29.5"H Training Table  
CU:4.2 WT: 70.4  
Components: 842FM4-T, 842T24-C  
**List Price: \$730**

### 84224TM

4' Titanium Frame w/Mahogany Top  
48"x24x29.5"H Training Table  
CU:4.2 WT: 70.4  
Components: 842FM4-T, 842T24-M  
**List Price: \$730**

### 84224TP

4' Titanium Frame w/Maple Top  
48"x24x29.5"H Training Table  
CU:4.2 WT: 70.4  
Components: 842FM4-T, 842T24-P  
**List Price: \$730**



### 84224BG

4' Black Frame with Grey Top  
48"x24x29.5"H Training Table  
CU:4.2 WT: 70.4  
Components: 842FM4-B, 842T24-G  
**List Price: \$730**

### 84224BC

4' Black Frame with Cherry Top  
48"x24x29.5"H Training Table  
CU:4.2 WT: 70.4  
Components: 842FM4-B, 842T24-C  
**List Price: \$730**

### 84224BM

4' Black Frame with Mahogany Top  
48"x24x29.5"H Training Table  
CU:4.2 WT: 70.4  
Components: 842FM4-B, 842T24-M  
**List Price: \$730**

### 84224BP

4' Black Frame with Maple Top  
48"x24x29.5"H Training Table  
CU:4.2 WT: 70.4  
Components: 842FM4-B, 842T24-P  
**List Price: \$730**

Has achieved GREENGUARD Certification

**new** 46.5" Wide Trapezoid Tables

### 842PZ24TG

Titanium Frame w/Grey Top  
46.5"x20.5x29.5"H Trapezoid Table  
CU:3.6 WT: 57.3  
Components: 842FMPZHR4-T, 842TPZ24-G  
**List Price: \$650**

### 842PZ24TC

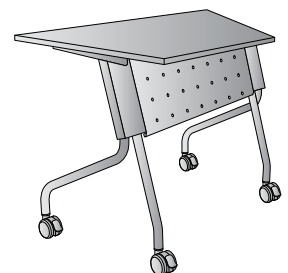
Titanium Frame w/Cherry Top  
46.5"x20.5x29.5"H Trapezoid Table  
CU:3.6 WT: 57.3  
Components: 842FMPZHR4-T, 842TPZ24-C  
**List Price: \$650**

### 842PZ24TM

Titanium Frame w/Mahogany Top  
46.5"x20.5x29.5"H Trapezoid Table  
CU:3.6 WT: 57.3  
Components: 842FMPZHR4-T, 842TPZ24-M  
**List Price: \$650**

### 842PZ24TP

Titanium Frame w/Maple Top  
46.5"x20.5x29.5"H Trapezoid Table  
CU:3.6 WT: 57.3  
Components: 842FMPZHR4-T, 842TPZ24-P  
**List Price: \$650**



### 842PZ24BG

Black Frame with Grey Top  
46.5"x20.5x29.5"H Trapezoid Table  
CU:3.6 WT: 57.3  
Components: 842FMPZHR4-B, 842TPZ24-G  
**List Price: \$650**

### 842PZ24BC

Black Frame with Cherry Top  
46.5"x20.5x29.5"H Trapezoid Table  
CU:3.6 WT: 57.3  
Components: 842FMPZHR4-B, 842TPZ24-C  
**List Price: \$650**

### 842PZ24BM

Black Frame with Mahogany Top  
46.5"x20.5x29.5"H Trapezoid Table  
CU:3.6 WT: 57.3  
Components: 842FMPZHR4-B, 842TPZ24-M  
**List Price: \$650**

### 842PZ24BP

Black Frame with Maple Top  
46.5"x20.5x29.5"H Trapezoid Table  
CU:3.6 WT: 57.3  
Components: 842FMPZHR4-B, 842TPZ24-P  
**List Price: \$650**

Has achieved GREENGUARD Certification

**new** 48" Wide Half-Round Tables

### 842HR24TG

Titanium Frame w/Grey Top  
48"x24x29.5"H Half-Round Table  
CU:3.6 WT: 61.5  
Components: 842FMPZHR4-T, 842THR24-G  
**List Price: \$650**

### 842HR24TC


Titanium Frame w/Cherry Top  
48"x24x29.5"H Half-Round Table  
CU:3.6 WT: 61.5  
Components: 842FMPZHR4-T, 842THR24-C  
**List Price: \$650**

### 842HR24TM

Titanium Frame w/Mahogany Top  
48"x24x29.5"H Half-Round Table  
CU:3.6 WT: 61.5  
Components: 842FMPZHR4-T, 842THR24-M  
**List Price: \$650**

### 842HR24TP

Titanium Frame w/Maple Top  
48"x24x29.5"H Half-Round Table  
CU:3.6 WT: 61.5  
Components: 842FMPZHR4-T, 842THR24-P  
**List Price: \$650**



### 842HR24BG

Black Frame with Grey Top  
48"x24x29.5"H Half-Round Table  
CU:3.6 WT: 61.5  
Components: 842FMPZHR4-B, 842THR24-G  
**List Price: \$650**

### 842HR24BC

Black Frame with Cherry Top  
48"x24x29.5"H Half-Round Table  
CU:3.6 WT: 61.5  
Components: 842FMPZHR4-B, 842THR24-C  
**List Price: \$650**

### 842HR24BM

Black Frame with Mahogany Top  
48"x24x29.5"H Half-Round Table  
CU:3.6 WT: 61.5  
Components: 842FMPZHR4-B, 842THR24-M  
**List Price: \$650**

### 842HR24BP

Black Frame with Maple Top  
48"x24x29.5"H Half-Round Table  
CU:3.6 WT: 61.5  
Components: 842FMPZHR4-B, 842THR24-P  
**List Price: \$650**



**new**

## Trapezoid Tables

5-Trapezoid Group 94Wx82D

**842TYP5PZ-**\_\_

18.0 cu. ft. 286.5 lbs.

Consists of:

(5) qty. 842FMPZHR4-\_\_

(5) qty. 842TPZ24-\_\_

**\$3,250**

4-Trapezoid Group 94Wx72D

**842TYP4PZ-**\_\_

14.4 cu. ft. 229.2 lbs.

Consists of:

(4) qty. 842FMPZHR4-\_\_

(4) qty. 842TPZ24-\_\_

**\$2,600**

Hexagon 6-Trapezoid Group 94Wx82D

**842TYP6PZ-**\_\_

21.6 cu. ft. 343.8 lbs.

Consists of:

(6) qty. 842FMPZHR4-\_\_

(6) qty. 842TPZ24-\_\_

**\$3,900**



Half-Hexagon 3-Trapezoid Group  
94Wx41D

**842TYP3PZ-**\_\_

10.8 cu. ft. 171.9 lbs.

Consists of:

(3) qty. 842FMPZHR4-\_\_

(3) qty. 842TPZ24-\_\_

**\$1,950**

2-Trapezoid Group 80Wx34D

**842TYP2PZ-**\_\_

7.2 cu. ft. 114.6 lbs.

Consists of:

(2) qty. 842FMPZHR4-\_\_

(2) qty. 842TPZ24-\_\_

**\$1,300**



**new**

## Half-Round Tables



Shown at left:  
Half-Round and  
Rectangular Tables

All New Items available April/May 2014.

**Casegoods IN STOCK**

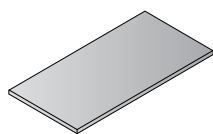
**Finish Key**

**MAH** - Mahogany  
**GRY** - Fog Grey Tops  
**CHA** - Charcoal Grey Modesty Panels  
**BLK** - Black Legs  
**MET** - Metallic Legs

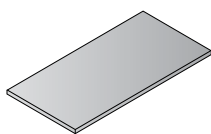


Multipurpose PACE modular components create training, class and computer room tables. Unique U-shaped conference tables also available. Tops are 1-1/8" thick laminate with 3mm PVC edges and available support bars. Choose T-arc or Post legs with levelers in Black or Metallic finish. Add-on casters available. Metal-to-metal fastening allows quick, easy assembly and reconfiguration. Laminate colors match Napa series casegoods.

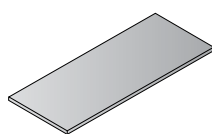




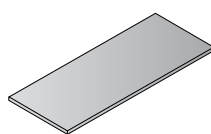
**PAC-RCT4824-GRY**  
Rectangular Top  
48"x 24"  
CU: 1.5 WT: 35.3  
List Price: **\$215**



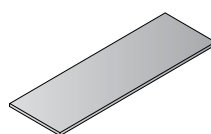
**PAC-RCT4824-MAH**  
Rectangular Top  
48"x 24"  
CU: 1.5 WT: 35.3  
List Price: **\$215**



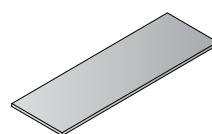
**PAC-RCT6024-GRY**  
Rectangular Top  
60"x 24"  
CU: 1.8 WT: 41.9  
List Price: **\$280**




**PAC-RCT6024-MAH**  
Rectangular Top  
60"x 24"  
CU: 1.8 WT: 41.9  
List Price: **\$280**




**PAC-RCT7224-GRY**  
Rectangular Top  
72"x 24"  
CU: 2.2 WT: 50.7  
List Price: **\$350**




**PAC-RCT7224-MAH**  
Rectangular Top  
72"x 24"  
CU: 2.2 WT: 50.7  
List Price: **\$350**



**PAC-SB4**  
Support Bar  
For 48" Top  
CU: 0.05 WT: 0.75  
List Price: **\$45**



**PAC-SB5**  
Support Bar  
For 60" Top  
CU: 0.06 WT: 1.25  
List Price: **\$55**



**PAC-SB6**  
Support Bar  
For 72" Top  
CU: 0.07 WT: 1.50  
List Price: **\$65**

## Support Bars


- \* Order with all PACE Rectangular Tops
- \* Provides increased weight support and stability
- \* Center on underside of Top; mount with supplied wood screws
- \* Powder-coated steel construction
- \* Black only



**PAC-LEGTARC-MET**  
T-Arc Leg  
CU: 1.9 WT: 13.2  
List Price: **\$220**



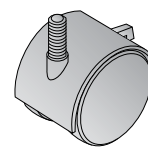
**PAC-LEGTARC-BLK**  
T-Arc Leg  
CU: 1.9 WT: 13.2  
List Price: **\$220**



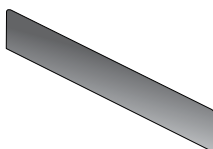
**PAC-LEGPOST-MET**  
Post Leg  
CU: 0.4 WT: 8.8  
List Price: **\$85**



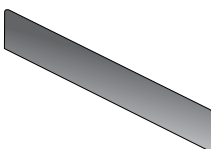
**PAC-LEGPOST-BLK**  
Post Leg  
CU: 0.4 WT: 8.8  
List Price: **\$85**



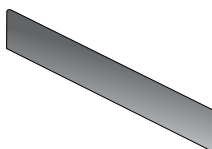
**PAC-4CASTER**  
Set of 4 Casters  
for Post Legs  
CU: 0.01 WT: 2.2  
List Price: **\$20**



**PAC-PS4**  
Privacy Screen  
For 48" Top  
CU: 0.2 WT: 10.0  
List Price: **\$275**



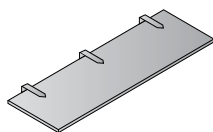
**PAC-PS5**  
Privacy Screen  
For 60" Top  
CU: 0.3 WT: 12.5  
List Price: **\$310**



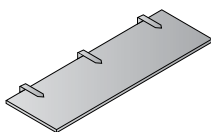
**PAC-PS6**  
Privacy Screen  
For 72" Top  
CU: 0.4 WT: 15.0  
List Price: **\$350**

## Privacy Screens

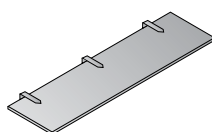
- \* Use with PAC-RCT rectangular tops
- \* Adds visual privacy (14" H)
- \* Tackable surface
- \* Black fabric
- \* Includes metallic mounting hardware



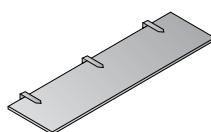
**PAC-MOD48-CHA**  
Modesty Panel  
for 48" Top  
CU: 0.8 WT: 13.2  
List Price: **\$150**



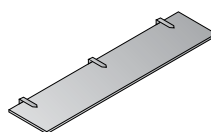
**PAC-MOD48-MAH**  
Modesty Panel  
for 48" Top  
CU: 0.8 WT: 13.2  
List Price: **\$150**



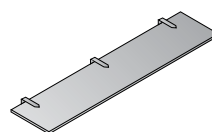
**PAC-MOD60-CHA**  
Modesty Panel  
for 60" Top  
CU: 1.1 WT: 15.4  
List Price: **\$175**



**PAC-MOD60-MAH**  
Modesty Panel  
for 60" Top  
CU: 1.1 WT: 15.4  
List Price: **\$175**

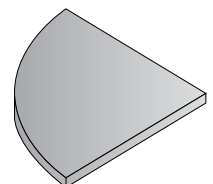


**PAC-MOD72-CHA**  
Modesty Panel  
for 72" Top  
CU: 1.3 WT: 17.6  
List Price: **\$200**

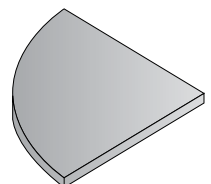


**PAC-MOD72-MAH**  
Modesty Panel  
for 72" Top  
CU: 1.3 WT: 17.6  
List Price: **\$200**

*Note: Modesty Panels are optional.*



**PAC-QRT2424-GRY**  
Quarter Round Top  
24"x 24"  
CU: 0.8 WT: 17.6  
List Price: **\$150**



**PAC-QRT2424-MAH**  
Quarter Round Top  
24"x 24"  
CU: 0.8 WT: 17.6  
List Price: **\$150**

**All items priced individually.**





**Top & T-Arc Legs**



**Top, Modesty Panel  
& T-Arc Legs**



**Top & Post Legs**



**Top, Modesty Panel  
& T-Arc Legs**

## 4' Table - 48" x 24"

**PAC-TT48A** \_ \_ / \_ \_  
**List Price \$655**  
 Cu. Ft: 5.3 Wt: 61.7  
 Consists of:  
 PAC-RCT4824 \_ \_  
 PAC-LEGTARC \_ \_ (2 qty.)

**PAC-TT48AM** \_ \_ / \_ \_  
**List Price \$805**  
 Cu. Ft: 6.1 Wt: 74.9  
 Consists of:  
 PAC-RCT4824 \_ \_  
 PAC-MOD48 \_ \_  
 PAC-LEGTARC \_ \_ (2 qty.)

**PAC-TT48P** \_ \_ / \_ \_  
**List Price \$565**  
 Cu. Ft: 3.1 Wt: 70.5  
 Consists of:  
 PAC-RCT4824 \_ \_  
 PAC-LEGPOST \_ \_ (4 qty.)

**PAC-TT48PM** \_ \_ / \_ \_  
**List Price \$715**  
 Cu. Ft: 3.9 Wt: 83.7  
 Consists of:  
 PAC-RCT4824 \_ \_  
 PAC-MOD48 \_ \_  
 PAC-LEGPOST \_ \_ (4 qty.)

## 5' Table - 60" x 24"

**PAC-TT60A** \_ \_ / \_ \_  
**List Price \$775**  
 Cu. Ft: 5.6 Wt: 69.5  
 Consists of:  
 PAC-RCT6024 \_ \_  
 PAC-LEGTARC \_ \_ (2 qty.)  
 PAC-SB5

**PAC-TT60AM** \_ \_ / \_ \_  
**List Price \$950**  
 Cu. Ft: 6.8 Wt: 85.0  
 Consists of:  
 PAC-RCT6024 \_ \_  
 PAC-MOD60 \_ \_  
 PAC-LEGTARC \_ \_ (2 qty.)  
 PAC-SB5

**PAC-TT60P** \_ \_ / \_ \_  
**List Price \$675**  
 Cu. Ft: 3.5 Wt: 78.4  
 Consists of:  
 PAC-RCT6024 \_ \_  
 PAC-LEGPOST \_ \_ (4 qty.)  
 PAC-SB5

**PAC-TT60PM** \_ \_ / \_ \_  
**List Price \$850**  
 Cu. Ft: 4.6 Wt: 93.8  
 Consists of:  
 PAC-RCT6024 \_ \_  
 PAC-MOD60 \_ \_  
 PAC-LEGPOST \_ \_ (4 qty.)  
 PAC-SB5

## 6' Table - 72" x 24"

**PAC-TT72A** \_ \_ / \_ \_  
**List Price \$855**  
 Cu. Ft: 6.0 Wt: 79.6  
 Consists of:  
 PAC-RCT7224 \_ \_  
 PAC-LEGTARC \_ \_ (2 qty.)  
 PAC-SB6

**PAC-TT72AM** \_ \_ / \_ \_  
**List Price \$1055**  
 Cu. Ft: 7.4 Wt: 97.2  
 Consists of:  
 PAC-RCT7224 \_ \_  
 PAC-MOD72 \_ \_  
 PAC-LEGTARC \_ \_ (2 qty.)  
 PAC-SB6

**PAC-TT72P** \_ \_ / \_ \_  
**List Price \$755**  
 Cu. Ft: 3.9 Wt: 87.4  
 Consists of:  
 PAC-RCT7224 \_ \_  
 PAC-LEGPOST \_ \_ (4 qty.)  
 PAC-SB6

**PAC-TT72PM** \_ \_ / \_ \_  
**List Price \$955**  
 Cu. Ft: 5.2 Wt: 105  
 Consists of:  
 PAC-RCT7224 \_ \_  
 PAC-MOD72 \_ \_  
 PAC-LEGPOST \_ \_ (4 qty.)  
 PAC-SB6

**Finish Key - - Tops**  
**MAH** - Mahogany  
**GRY** - Grey

**Finish Key - - Modesty Panels**  
**MAH** - Mahogany  
**CHA** - Charcoal

**Finish Key - - Legs**  
**BLK** - Black Legs  
**MET** - Metallic Legs

**Order Example**  
 PAC-TT48AMAH/BLK  
**Top:** MAH Mahogany  
**Legs:** BLK Black





Introducing a new, feature-rich metal/laminate desk series. Heavy-gauge steel chassis utilizes full end panel design for improved appearance and increased stability. Scratch-resistant Black powdercoat finish matches OSP files, pedestals and storage units. All worksurfaces are high-pressure laminate (HPL) with Black ABS edges. Choose from radius corner tops in Cherry, or Grey Nebula. Flush-mount, square corner tops in Cherry also available. Pedestals feature full-width integrated pull design, full-extension steel ball-bearing drawer slides and drop-in front-to-back Letter filing. Metal Desks comply with ANSI/BIFMA standards.

## Radius Corner Tops



**M6832T**  
Desk Top  
68"x32"  
CU: 3.9 WT: 62.7  
**List Price: \$500**



**M6824T**  
Credenza Top  
68"x24"  
CU: 3.2 WT: 47.3  
**List Price: \$450**



**M4826T**  
Return Top  
48"x26"  
CU: 2.5 WT: 37.0  
**List Price: \$385**

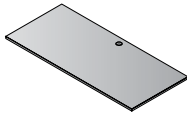


**M5032T**  
Desk Top  
50"x32"  
CU: 2.8 WT: 46.2  
**List Price: \$460**

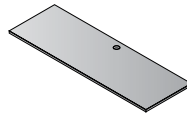


**Radius Corner Tops**  
CHY Cherry  
GNB Grey Nebula

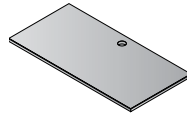
## Square Corner Tops



**M6630T**  
Desk Top  
66"x30"  
CU: 3.5 WT: 59.4  
**List Price: \$380**



**M6622T**  
Credenza Top  
66"x22"  
CU: 2.8 WT: 44.0  
**List Price: \$300**



**M4824T**  
Return Top  
48"x24"  
CU: 2.5 WT: 34.1  
**List Price: \$250**



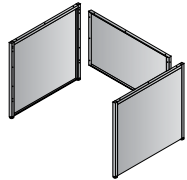
**M4830T**  
Desk Top  
48"x30"  
CU: 2.8 WT: 41.8  
**List Price: \$285**



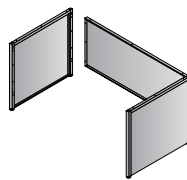
**Square Corner Tops**  
CHY Cherry

## Steel Bases

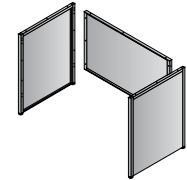
Black Powdercoat Finish



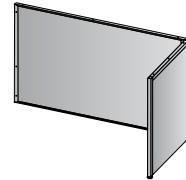
**M03DPB-3**  
Double Pedestal  
Desk Base  
66" / 68" Desks  
CU: 4.2 WT: 35.2  
**List Price: \$350**



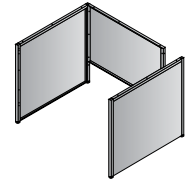
**M03SPB-3**  
Single Pedestal  
Desk Base  
66" / 68" Desks  
CU: 5.7 WT: 31.9  
**List Price: \$343**



**M11B-3**  
Double Pedestal  
Credenza Base  
66" / 68" Credenza  
CU: 3.5 WT: 21.6  
**List Price: \$338**



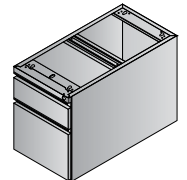
**M45B-3**  
Return Base  
48" Return  
CU: 4.2 WT: 22  
**List Price: \$187**



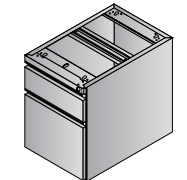
**M21B-3**  
Single Pedestal Desk Base  
48" / 50" Desks  
CU: 3.9 WT: 33.0  
**List Price: \$340**

## Pedestals

Black Powdercoat Finish



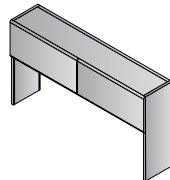
**M80-3**  
Desk Pedestal  
with Lock  
CU: 7.4 WT: 48.4  
**List Price: \$444**  
*Ships Assembled*



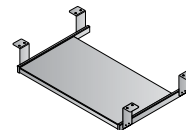
**M76-3**  
Credenza/  
Return Pedestal  
with Lock  
CU: 5.7 WT: 44.0  
**List Price: \$400**  
*Ships Assembled*

## Accessories

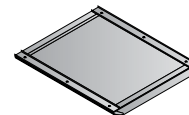
Black Powdercoat Finish



**M44-3**  
Overhead Storage  
66"x14"x36"  
CU: 4.7 WT: 97.9  
**List Price: \$640**  
*Ships KD*



**M14-3**  
Keyboard Tray  
20"Wx17"D  
CU: 0.4 WT: 4.6  
**List Price: \$84**



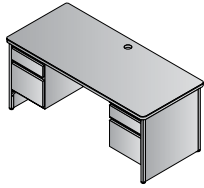
**M15-3**  
Center Drawer  
20"Wx17"D  
CU: 0.6 WT: 5.9  
**List Price: \$84**



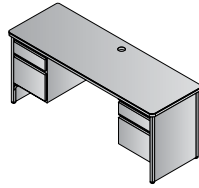
All Metal Desk items  
have achieved GREENGUARD Certification

**Casegoods IN STOCK - California**

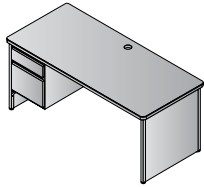
## MLR Radius Corner Tops



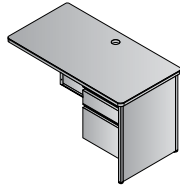
Double Pedestal Desk 68"x32"  
**MLR6832DP-3**  
22.9 cu.ft. 194.7 lbs.  
Consists of: M6832T, M03DPB-3, M80-3 (Qty. 2)  
**List Price: \$1,738**



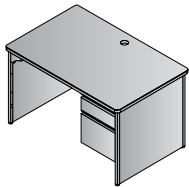
Double Pedestal Credenza 68"x24"  
**MLR6824DP-3**  
16.7 cu.ft. 163.9 lbs.  
Consists of: M6824T, M11B-3, M76-3 (Qty. 2)  
**List Price: \$1,588**



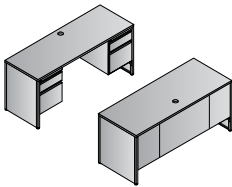
Left Pedestal Desk 68"x32"  
**MLR6832L-3**  
17.0 cu.ft. 143.0 lbs.  
Consists of: M6832T, M03SPB-3, M80-3  
**List Price: \$1,287**



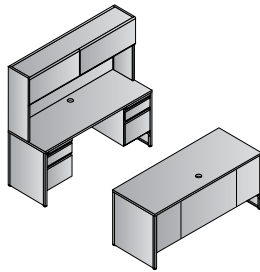
Right Pedestal Return 48"x26"  
**MLR4826R-3**  
12.4 cu.ft. 103.0 lbs.  
Consists of: M4826T, M45B-3, M76-3  
**List Price: \$972**



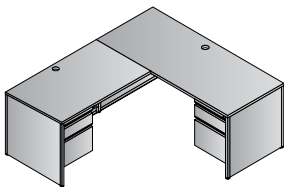
Right Pedestal Desk 50"x32"  
**MLR5032R-3**  
14.1 cu.ft. 127.6 lbs.  
Consists of: M5032T, M21B-3, M80-3  
**List Price: \$1,244**



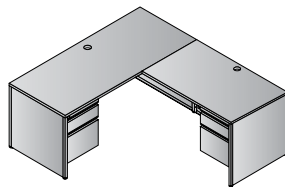
Desk and Credenza  
**MLRTYP211-3**  
41.0 cu.ft. 358.6 lbs.  
Consists of: M6832T, M03DPB-3, M80-3 (Qty. 2), M6824T, M11B-3, M76-3 (Qty. 2)  
**List Price: \$3,326**



Desk, Credenza and Hutch  
**MLRTYP11-3**  
45.7 cu.ft. 456.5 lbs.  
Consists of: M6832T, M03DPB-3, M80-3 (Qty. 2), M6824T, M11B-3, M76-3 (Qty. 2), M44-3  
**List Price: \$3,966**

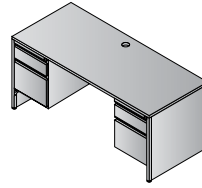


Left L-Shape Workstation 68"x78"  
**MLRTYP9L-3**  
29.4 cu.ft. 246.0 lbs.  
Consists of: M6832T, M03SPB-3, M80-3, M4826T, M45B-3, M76-3  
**List Price: \$2,259**

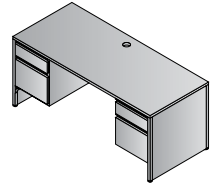


Right L-Shape Workstation 68"x78"  
**MLRTYP9R-3**  
29.4 cu.ft. 246.0 lbs.  
Consists of: M6832T, M03SPB-3, M80-3, M4826T, M45B-3, M76-3  
**List Price: \$2,259**

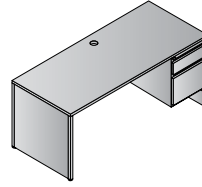
## MLC Square Corner Tops



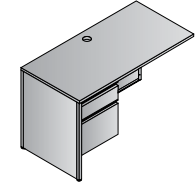
Double Pedestal Desk 66"x30"  
**MLS6630DP-3**  
22.5 cu.ft. 191.4 lbs.  
Consists of: M6630T, M03DPB-3, M80-3 (Qty. 2)  
**List Price: \$1,618**



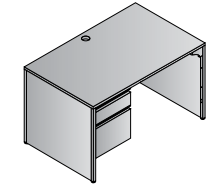
Double Pedestal Credenza 66"x22"  
**MLS6622DP-3**  
17.7 cu.ft. 160.6 lbs.  
Consists of: M6622T, M11B-3, M76-3 (Qty. 2)  
**List Price: \$1,438**



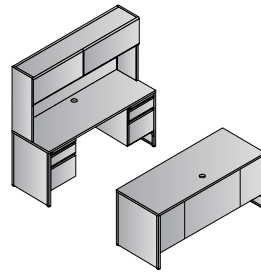
Right Pedestal Desk 66"x30"  
**MLS6630R-3**  
16.6 cu.ft. 139.7 lbs.  
Consists of: M6630T, M03SPB-3, M80-3  
**List Price: \$1,167**



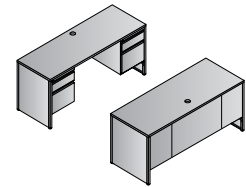
Left Pedestal Return 48"x24"  
**MLS4824L-3**  
12.4 cu.ft. 100.1 lbs.  
Consists of: M4824T, M45B-3, M76-3  
**List Price: \$837**



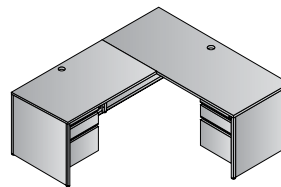
Left Pedestal Desk 48"x30"  
**MLS4830L-3**  
14.1 cu.ft. 123.2 lbs.  
Consists of: M4830T, M21B-3, M80-3  
**List Price: \$1,069**



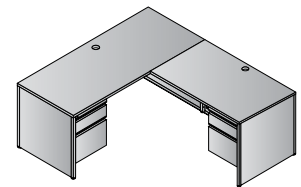
Desk, Credenza and Hutch  
**MLSTYP11-3**  
44.9 cu.ft. 449.9 lbs.  
Consists of: M6630T, M03DPB-3, M80-3 (Qty. 2), M6622T, M11B-3, M76-3 (Qty. 2), M44-3  
**List Price: \$3,696**



Desk and Credenza  
**MLSTYP211-3**  
40.2 cu.ft. 352.0 lbs.  
Consists of: M6630T, M03DPB-3, M80-3 (Qty. 2), M6622T, M11B-3, M76-3 (Qty. 2)  
**List Price: \$3,056**



Left L-Shape Workstation 66"x78"  
**MLSTYP9L-3**  
29.0 cu.ft. 239.8 lbs.  
Consists of: M6630T, M03SPB-3, M80-3, M4824T, M45B-3, M76-3  
**List Price: \$2,004**



Right L-Shape Workstation 66"x78"  
**MLSTYP9R-3**  
29.0 cu.ft. 239.8 lbs.  
Consists of: M6630T, M03SPB-3, M80-3, M4824T, M45B-3, M76-3  
**List Price: \$2,004**



All Metal Desk items  
have achieved GREENGUARD Certification

Casegoods IN STOCK



**All OSP metal units are built with heavy-gauge steel, MIG & TIG welding and powdercoat finishes for long-lasting quality and durability. All files and pedestals include core-removable locks, keys and limited lifetime warranty.**

## Lateral Files 36" & 42" Wide

- 2, 3, 4 & 5-drawer models in Black (B), Charcoal (C), Grey (G) & Putty (P)
- Interlock allows only one drawer to open at a time for safety and stability
- Counterweight included on all models for additional stability
- Random-keyed, core-removable locks with replacement cores in multiple numbers available for customized security
- Standard side-to-side filing of Legal, Letter & A4 files
- Full-extension, steel ball-bearing drawer slides
- Integrated full-width pull design for easy opening of drawers
- Adjustable leg levelers
- Complies with ANSI/BIFMA standard X5.9-2004-Storage Units-Tests, covering 21 different testing sections
- Optional front-to-back Letter filing rails; (LF100)

## Storage Units 72" & 42" High

- 270-degree opening doors
- Includes lock with key
- Optional additional shelves (STSHF18)

## Pedestals 22" Deep

- Closed Top pedestals include casters, two are locking
- Open Top pedestals included adjustable glides
- Front-to-back Letter filing; side-to-side Legal files
- Optional casters (PCASTER) and adjustable glides (PGLIDE)
- Complies with ANSI/BIFMA standards

Option	Description	List Price
LF-LK1	Lock Core + 2 Keys	\$9
LF-LK2	Lock Housing, Core + 2 Keys - Lateral Files & Mobile (PTC) Pedestals	\$15
PED-LK2	Lock Housing, Core + 2 Keys Fixed (PTO) Pedestals	\$15
LF-KM	Master Key	\$8
LF-KC	Change Key	\$8
LF-KB	Blank Key	\$8
LF100	Front to Back Rails (set of 2)	\$15
LF120	Drawer Sides Cover Rails (set of 2)	\$15
STSHF18	Extra Shelves (set of 2)	\$100
PCASTER	Casters for Pedestals (set of 4)	\$12
PGLIDE	Adjustable Glides for Pedestals (set of 4)	\$9
PED-BDD	Drawer Divider for Box Drawers	\$15
PCONV	Convert Open Top Pedestal to Mobile/Closed Top Pedestal (Specify Color)	\$100



**All Metal Files, Pedestals and Storage Cabinets have achieved GREENGUARD Certification**





**LF236 36" Wide 2 Drawer Lateral File with Core-Removeable Lock & Adjustable Glides**

	Finish	List
<b>Overall Max:</b> 36W x 20D x 28H	B Black	<a href="#">\$775</a>
<b>Drawer:</b> 34W x 16D	C Charcoal	
<b>Weight:</b> 139 lbs.	G Light Grey	
<b>Cube:</b> 14.2	P Putty	
<b>Options:</b> Front to Back Rails (LF 100)		
UPS: No      Ships Fully Assembled		

**LF336 36" Wide 3 Drawer Lateral File with Core-Removeable Lock & Adjustable Glides**

	Finish	List
<b>Overall Max:</b> 36W x 20D x 40H	B Black	<a href="#">\$1125</a>
<b>Drawer:</b> 34W x 16D	C Charcoal	
<b>Weight:</b> 178 lbs.	G Light Grey	
<b>Cube:</b> 20.1	P Putty	
<b>Options:</b> Front to Back Rails (LF 100)		
UPS: No      Ships Fully Assembled		

**LF436 36" Wide 4 Drawer Lateral File with Core-Removeable Lock & Adjustable Glides**

	Finish	List
<b>Overall Max:</b> 36W x 20D x 52H	B Black	<a href="#">\$1360</a>
<b>Drawer:</b> 34W x 16D	C Charcoal	
<b>Weight:</b> 202 lbs.	G Light Grey	
<b>Cube:</b> 26	P Putty	
<b>Options:</b> Front to Back Rails (LF 100)		
UPS: No      Ships Fully Assembled		

**LF536 36" Wide 5 Drawer Lateral File with Core-Removeable Lock, Adjustable Glides & Top Drawer with Open Sides**

	Finish	List
<b>Overall Max:</b> 36W x 20D x 64H	B Black	<a href="#">\$1865</a>
<b>Drawer:</b> 34W x 16D	C Charcoal	
<b>Weight:</b> 260 lbs.	G Light Grey	
<b>Cube:</b> 32	P Putty	
<b>Options:</b> Front to Back Rails (LF 100)		
UPS: No      Ships Fully Assembled		

**LF242 42" Wide 2 Drawer Lateral File with Core-Removeable Lock & Adjustable Glides**

	Finish	List
<b>Overall Max:</b> 42W x 20D x 28H	B Black	<a href="#">\$850</a>
<b>Drawer:</b> 40W x 16D	C Charcoal	
<b>Weight:</b> 159 lbs.	G Light Grey	
<b>Cube:</b> 16.5	P Putty	
<b>Options:</b> Front to Back Rails (LF 100)		
UPS: No      Ships Fully Assembled		

**LF342 42" Wide 3 Drawer Lateral File with Core-Removeable Lock & Adjustable Glides**

	Finish	List
<b>Overall Max:</b> 42W x 20D x 40H	B Black	<a href="#">\$1250</a>
<b>Drawer:</b> 40W x 16D	C Charcoal	
<b>Weight:</b> 195 lbs.	G Light Grey	
<b>Cube:</b> 23.5	P Putty	
<b>Options:</b> Front to Back Rails (LF 100)		
UPS: No      Ships Fully Assembled		



All Metal Files, Pedestals and Storage Cabinets  
have achieved GREENGUARD Certification

**Metal IN STOCK**

## LF442 42" Wide 4 Drawer Lateral File with Core-Removeable Lock & Adjustable Glides



	Finish	List
<b>Overall Max:</b> 42W x 20D x 52H	B Black	<a href="#">\$1515</a>
<b>Drawer:</b> 40W x 16D	C Charcoal	
<b>Weight:</b> 224 lbs.	G Light Grey	
<b>Cube:</b> 30.4	P Putty	
<b>Options:</b> Front to Back Rails (LF 100)		
<b>UPS:</b> No	Ships Fully Assembled	

## LF542 42" Wide 5 Drawer Lateral File with Core-Removeable Lock, Adjustable Glides & Top Drawer with Open Sides



	Finish	List
<b>Overall Max:</b> 42W x 20D x 64H	B Black	<a href="#">\$2065</a>
<b>Drawer:</b> 40W x 16D	C Charcoal	
<b>Weight:</b> 285 lbs.	G Light Grey	
<b>Cube:</b> 37.4	P Putty	
<b>Options:</b> Front to Back Rails (LF 100)		
<b>UPS:</b> No	Ships Fully Assembled	

## PTC22FF 22" Closed Top Pedestal with Casters - File/File



	Finish	List
<b>Overall Max:</b> 14.75W x 21.75D x 28H	B Black	<a href="#">\$430</a>
<b>Drawer:</b> 18D	M Med Tone	
<b>Weight:</b> 72 lbs.	G Light Grey	
<b>Cube:</b> 6.2	P Putty	
<b>Options:</b> N/A		
<b>UPS:</b> No	Ships Fully Assembled	

## PTO22FF 22" Open Top Pedestal with Adjustable Glides - File/File



	Finish	List
<b>Overall Max:</b> 14.75W x 21.75D x 27.5H	B Black	<a href="#">\$415</a>
<b>Drawer:</b> 18D	M Med Tone	
<b>Weight:</b> 57 lbs.	G Light Grey	
<b>Cube:</b> 6.2	P Putty	
<b>Options:</b> Casters for Open Top Pedestal (PCASTER)		
<b>UPS:</b> No	Ships Fully Assembled	

## PTC22BBF 22" Closed Top Pedestal with Casters - Box/Box/File



	Finish	List
<b>Overall Max:</b> 14.75W x 21.75D x 28H	B Black	<a href="#">\$430</a>
<b>Drawer:</b> 18D	M Med Tone	
<b>Weight:</b> 75 lbs.	G Light Grey	
<b>Cube:</b> 6.2	P Putty	
<b>Options:</b> N/A		
<b>UPS:</b> No	Ships Fully Assembled	

## PTO22BBF 22" Open Top Pedestal with Adjustable Glides - Box/Box/File



	Finish	List
<b>Overall Max:</b> 14.75W x 21.75D x 27.5H	B Black	<a href="#">\$415</a>
<b>Drawer:</b> 18D	M Med Tone	
<b>Weight:</b> 60 lbs.	G Light Grey	
<b>Cube:</b> 6.2	P Putty	
<b>Options:</b> Casters for Open Top Pedestal (PCASTER)		
<b>UPS:</b> No	Ships Fully Assembled	



All Metal Files, Pedestals and Storage Cabinets  
have achieved GREENGUARD Certification

**Metal IN STOCK**

## ST423618 42" High Storage Cabinet with 1 Adjustable Shelf



	Finish	List
	B Black	\$500
	G Light Grey	
	P Putty	
<b>Overall Max:</b> 36W x 18D x 42H		
<b>Weight:</b> 81 lbs.		
<b>Cube:</b> 3.7		
<b>Options:</b> Extra Shelves (STSHF18)		
<b>UPS:</b> No Assembly Required		

## ST723618 72" High Storage Cabinet with 4 Adjustable Shelves



	Finish	List
	B Black	\$725
	G Light Grey	
	P Putty	
<b>Overall Max:</b> 36W x 18D x 72H		
<b>Weight:</b> 137 lbs.		
<b>Cube:</b> 6.5		
<b>Options:</b> Extra Shelves (STSHF18)		
<b>UPS:</b> No Assembly Required		

## BXPMC22BF-GY Mobile File with Cushion



	Fabric	List
	Icon Black	\$450
	Grade A	\$485
	Grade B	\$500
	Grade C	\$535
	Grade R	\$560
<b>Overall Max:</b> 15.6W x 21.8D x 21.9H		
<b>Carton:</b> 16.33W x 24.25D x 21.85H		
<b>Weight:</b> 44 lbs. <b>UPS Weight:</b> 45 lbs		
<b>Cube:</b> 5.2		
<b>COM:</b> 1 yard		
<b>UPS:</b> Yes Ships Fully Assembled		



All Metal Files, Pedestals and Storage Cabinets have achieved GREENGUARD Certification

**Metal IN STOCK**

## Townsend

### Wood Characteristics

- American Walnut veneers on horizontal and vertical surfaces
- Parquet veneer design on worksurfaces
- Book-matched veneer on vertical surfaces

### Finishes

- Royal Cherry with satin polyurethane finish

### Design Details

- 3" thick tops with multi-step, shaped wood edges
- Solid hardwood picture-frame molding on pedestals and modesty panels
- Shaped veneer base trim on pedestals and modesty panels
- Decorative pilaster moldings on pedestals
- Double-rosette, antique brass drawer pulls

### Construction

- 3" thick tops with multi-step, shaped wood edges

- All tops and pedestals are handed (left/right)
- Metal-to-metal connection of tops to pedestals
- Quick-connect mechanical fastener connection of modesty panels to pedestals
- Two-piece false pedestal; front integrated with modesty panel; end ships with full pedestal
- Desk pedestals box/box/file; ship assembled
- Return/Credenza pedestals file/file; ship assembled
- Additional pre-assembled units: TOW12 & TOW13
- Ship in two cartons: TOW84 72" Hutch & TOW59 48" Round Table

### Features

- Integrated, felt-lined center drawer on all desk tops
- Keyboard Tray included with all bridges, returns and double pedestal credenzas
- Matching drawer interiors
- Felt-lined box drawers
- Full-extension file drawers with legal/letter filing

- Single-key locking located on inside of pedestals; front-locking lateral file and storage cabinet
- Wire management on tops and modesty panels of returns, bridge and credenzas
- Vertical heights 75" (30"H worksurfaces; 45"H hutches)
- Bookcase features 1" thick shelves; 4 adjustable, 2 fixed
- Hutch cabinets include 2 adjustable shelves and wood-frame glass door
- Hutch shelves are adjustable, 3 positions within a 5" range
- Hutch includes wire passage at worksurface and light valance
- Open Hutch fits both lateral file and storage cabinet

## Mendocino

### Wood Characteristics

- Select hardwood veneers book-matched
- Contrasting veneer inlay
- Contrasting dark-finish reveal on pedestals, worksurfaces and hutches
- Multistep, reverse-bevel hardwood edge design with fingerjoint corners
- Coordinating veneer vertical surfaces

### Finishes

- Satin Cherry over cherry veneers
- High-gloss polyester over maple veneers
- High-gloss polyester over hardwood veneers

### Design Details

- Shaped, floor-level wood trim on all pedestals
- Metal drawer pulls in brushed nickel

### Construction

- Mendocino features 1 11/16" tops and 3/4" modesty panels.
- Metal-to-metal connection of tops and pedestals
- False pedestals required in connection corners of L and U shape configurations
- All pedestals ship assembled
- Additional pre-assembled units include MEN10, 12, 13, 84 & 100

### Office

- Legal-width drawers on 72" & 84" desks
- Pedestals include single-key locking, pre-

installed filing hardware for legal/letter filing and full-extension, ball-bearing drawer slides

- False pedestals required in connection corners of L and U shape configurations
- 79" vertical storage heights
- Center drawer & keyboard tray

### Conference

- Racetrack tables 8', 10' & 12' with 1 1/8" thick tops and half-cylinder bases
- 48" Round table with full-cylinder base
- Bases feature floor-level wood trim

### Reception

- Reception Main (MEN127) designed to fit 72x36 rectangular desk (MEN01)
- Reception Return (MEN128) designed to fit 48x24 return (MEN45)

## Kenwood

### Wood Characteristics

- Select hardwood veneers book-matched
- Light cherry over cherry veneer
- Mahogany over hardwood veneer
- Coordinating veneer vertical surfaces

### Design Details

- Fluted wood edges
- Common grain direction on tops of all components of L and U workstations
- Coordinating drawer interiors
- All-metal drawer pulls

### Construction

- Kenwood features 1-1/8" tops; 1" end panels; 5/8" modesty panels

- All desk, return, bridge and credenza shells assemble with metal fasteners
- Pedestals ship assembled
- Additional pre-assembled units include KEN-10, 12, 52 & 100

### Office

- Contour shapes include P-top and bullet desks; curved corner desks and credenzas; tables
- P-top desks, curved corner desks and credenzas are handed (left/right); plan accordingly
- Returns/bridges 36", 42" & 48" widths
- Lateral file and combo file pedestals
- Pedestals include single-key locking, five-sided drawer boxes, pre-installed filing hardware for legal/letter filing and full-extension, ball-bearing drawer slides
- Center drawer & keyboard tray

### Conference

- Racetrack tables 6', 8', 10', 12' & 14' with 1-1/8" thick tops and half-cylinder bases
- 42" & 48" Round tables with full-cylinder base
- Complementing presentation board, conference credenza, etc.

### Reception

- Reception desk and return feature 41" high end and modesty panels
- Reception desk includes bow front transaction counter
- Optional return transaction counter (KEN124)



## Sonoma

### Wood Characteristics

- Select hardwood veneers book-matched
- Solid hardwood edges
- Cherry finish with medium sheen

### Design Details

- Radius wood edges on tops and modesty panels
- Compound radius corners on tops
- Common grain direction on tops of all components of L and U workstations
- Fingerpull design drawer fronts
- Coordinating wood drawer interiors

### Construction

- Sonoma features 1-1/8" tops and end panels; 5/8" modesty panels

- All shells assemble with metal fasteners
- Pedestals ship assembled
- Additional pre-assembled units include SON-10, 12, 52, 100, 108 & 109

### Office

- Contour shapes include P-top and bullet desks; curved corner desks and credenzas; tables
- P-top desks, curved corner desks and credenzas are handed (left/right); plan accordingly
- Returns/bridges 36", 42" and 48" widths
- Lateral file and combo file pedestals
- Pedestals include single-key locking, five-sided drawer boxes, pre-installed filing hardware for legal/letter filing and full-extension, ball-bearing drawer slides

- 2, 3 and 4-drawer lateral files with pre-installed metal filing hardware and anti-tilt feature
- Center drawer & keyboard tray

### Conference

- Racetrack tables 6', 8', 10', 12' & 14' with 2"-thick tops and half-cylinder bases
- 42" & 48" Round tables with full-cylinder base
- Complementing presentation board, conference credenza, etc.

### Reception

- Reception desk and return feature 41" high end and modesty panels
- Reception desk includes bow front transaction counter
- Optional return transaction counter (SON124)

## Napa

### Materials

- Scratch-resistant, textured thermally fused laminate surfaces with particleboard core
- Impact-resistant 3mm PVC edges
- Cherry, Mahogany, Espresso & Fog/Charcoal Grey
- Has achieved Greenguard Certification
- ANSI/BIFMA standards

### Design Details

- Tri-groove edge design
- Metal pulls
- Full or 3/4 height hanging pedestals
- Matching drawer interiors

### Construction

- Napa features 1-1/8" tops and end panels; 5/8" modesty panels

- All desk, return, bridge and credenza shells assemble with metal fasteners
- Pedestals ship assembled Additional pre-assembled units include NAP10, 12, 100, 109, 152, WM36 & WM48

### Office

- Contour shaped worksurfaces: bullet desk; curved corner bullet desks; curved corner bow front desks; and curved corner credenzas
- All curved corner desks and credenzas are handed (left/right); plan accordingly
- Returns/bridges 36", 42" & 48" widths
- Wire management grommets on all worksurfaces
- Pedestals include single-key locking, five-sided drawer boxes, pre-installed filing hardware for legal/letter filing and full-extension, ball-bearing drawer slides
- Combo file pedestal available

- 2 and 4-drawer lateral files with pre-installed metal filing hardware and anti-tilt feature
- Center drawer & keyboard tray

### Conference

- Racetrack tables 6', 8', 10' & 12'
- 42" & 47" Round tables with X base
- All tables with 1.5"-thick tops and legs
- Complementing presentation board and storage cabinet

### Reception

- Reception desk and return feature 41" high end and modesty panels
- Reception desk includes bow front transaction counter

## Lodi

### Wood Characteristics

- Scratch-resistant, thermally fused laminate surfaces
- Impact-resistant PVC edges
- Urban Walnut with wood-grain embossed finish
- Cherry and Espresso matching laminate to Napa

### Design Details

- Tri-groove reeded edge design
- Black metal pulls standard; optional metallic pulls (NAP-PM)
- Black grommets standard; optional metallic grommets (NAP-GM)
- Matching drawer interiors
- Hutch with choice of glass/aluminum, glass/wood or all-wood doors

### Construction

- 1"-thick tops with 3mm PVC edgebanding
- 3/4"-thick end panels and 5/8"-thick modesty panels

- 3/4 modesty panels and pedestals
- All desk, return, bridge and credenza shells assemble with metal fasteners
- Pedestal ships assembled; screw into end panel and top

### Features

- All desks, returns, bridges and credenzas can be installed left or right
- 60" wide desk, credenza and open hutch address smaller office applications
- Wire management standard on worksurfaces
- Hutches with integrated 2" cord-drop at base of back panels
- 3/4 pedestals include single-key locking, five-sided drawers, pre-installed metal filing hardware and full-extension, ball-bearing file drawers
- Napa fixed and mobile pedestals in Cherry, Espresso and solid charcoal fit Lodi Desk Shells

### Lodi Complimentary Items

Reference the Lodi Complimentary Items page of the Price List for items built with Napa specifications and matching laminates.

- Conference tables feature 1.5"-thick tops and legs
- All other units feature 1-1/8"-thick tops and end panels
- Select conference and reception furnishings, wall-mount overheads and several accessories:
  - NAPTB-3 Tackboard fits LOD41, LOD42 & LOD44 hutches
  - NAP14 Keyboard Tray
  - NAP15 Center Drawer
  - LK1-GC Replacement Lock Cores; KM-GC master and KC-GC change keys

## Pace

### Materials

- Scratch-resistant, textured thermally fused laminate surfaces with particleboard core
- Impact-resistant 3mm PVC edges

### Design Details

- Mahogany & Fog/Charcoal Grey laminates with smooth PVC edges

- T-Arc and Post Legs with Black or Metallic powdercoat finish
- Optional modesty panels

### Construction

- 1-1/8" tops and 5/8" modesty panels with metal inserts
- All components sold and packed/shipped individually

### Training/Class/Computer

- 4', 5' & 6' tops @ 24" deep
- All tops feature metal inserts for Leg and Modesty Panel attachment
- Legs ship with levelers; optional casters available

## Training Tables Folding/Nesting

### Materials

- Scratch-resistant, thermally fused laminate surfaces
- Impact-resistant 2mm PVC edges
- Metal frame with powdercoat finish

### Design Details

- Cherry, Mahogany, Maple & Grey tops with matching smooth edgebanding
- Cherry, Mahogany & Maple match Napa casegoods
- Titanium & Black frames

- Modesty panel with decorative dot pattern
- 4', 5' & 6' x 24"D tables

### Construction

- 1" tops with 2mm PVC edgebanding
- Tops and Frames sold/packed/shipped separately
- Simple assembly required
- 2.5" easy-roll, locking casters

## Metal Desk

### Materials

- High-pressure laminate worksurfaces with particleboard core
- 2mm thick Black edges
- Heavy-duty steel chassis with Black powdercoat finish
- Has achieved Greenguard Certification
- ANSI/BIFMA standards

### Design Details

- Radius corner worksurfaces in Cherry or Grey Nebula
- Square corner worksurfaces in Cherry
- Full-end-panel design bases

### Pedestal Features

- Full-width integrated pull design for easy grasp; matches OSP metal lateral files and mobile pedestals
- Core-removable locking
- Full-extension drawer slides
- Steel ball-bearing drawer slides for smooth, quiet operation
- Drop-in front-to-back Letter filing

### Additional Features

- Desk and return are non-handed (can assemble left or right)
- Wire management grommets included on worksurfaces

- Hutch is all-metal construction with simple assembly
- Center drawer & keyboard tray

### Construction

- Base components are built with square-tube ends and steel center panels with double-bend construction at top and bottom for enhanced rigidity and structural strength
- Pedestals ship assembled and are structural components
- Tops assemble to bases with wood screws



Square Corner Tops  
**CHY** Cherry



Radius Corner Tops  
**CHY** Cherry  
**GNB** Grey Nebula (shown)



Overhead Hutch Doors feature ball-bearing slides and retract above the overhead for full access to storage area.

pro·line II







- ★ **7103M** Big and Tall Deluxe Executive Chair with Mesh Fabric, Gunmetal Finish Base and 2-Way Adjustable Arms
- Overall Size: 33W x 28.25D x 46H  
 Seat: 23W x 20.5D x 4.5T Back: 22W x 25H x 4T Seat Range: 18.75 - 21  
 Arms to Floor: 24.25 Weight: 64 UPS Weight: 67 COM: N/A  
 Carton: 33L x 27W x 15H Cube: 7.73  
 Options: N/A Features: 1, 4, 6, 8, 9 Control: 3 Position 2-to-1 Synchro tilt  
 Notes:  
 Has achieved GREENGUARD Certification

**Fabric**  
 Black Mesh  
 Fabric

**Big & Tall**  
**400 lbs.**

**New**  
**Control**

**List Price**  
 750.00



- ★ **7602R** Big and Tall Deluxe Executive Chair with Grey Fabric, Gunmetal Finish Base and 2-Way Adjustable Arms
- Overall Size: 33W x 28.25D x 46H  
 Seat: 23W x 20.5D x 4.5T Back: 22W x 25H x 4T Seat Range: 18.75 - 21  
 Arms to Floor: 24.25 Weight: 64 UPS Weight: 67 COM: N/A  
 Carton: 33L x 27W x 15H Cube: 7.73  
 Options: N/A Features: 1, 4, 6, 8, 9 Control: 3 Position 2-to-1 Synchro tilt  
 Notes:  
 Has achieved GREENGUARD Certification

**Fabric**  
 Grey Fabric

**Big & Tall**  
**400 lbs.**

**New**  
**Control**

**List Price**  
 795.00



- ★ **7605R** Big and Tall Deluxe Executive Chair with Blue Fabric, Gunmetal Finish Base and 2-Way Adjustable Arms
- Overall Size: 33W x 28.25D x 46H  
 Seat: 23W x 20.5D x 4.5T Back: 22W x 25H x 4T Seat Range: 18.75 - 21  
 Arms to Floor: 24.25 Weight: 64 UPS Weight: 67 COM: N/A  
 Carton: 33L x 27W x 15H Cube: 7.73  
 Options: N/A Features: 1, 4, 6, 8, 9 Control: 3 Position 2-to-1 Synchro tilt  
 Notes:  
 Has achieved GREENGUARD Certification

**Fabric**  
 Blue Fabric

**Big & Tall**  
**400 lbs.**

**New**  
**Control**

**List Price**  
 795.00



- ★ **7600R** Big and Tall Deluxe Executive Leather Chair with Gunmetal Finish Base and 2-Way Adjustable Arms
- Overall Size: 33W x 28.25D x 46H  
 Seat: 23W x 20.5D x 4.5T Back: 22W x 25H x 4T Seat Range: 18.75 - 21  
 Arms to Floor: 24.25 Weight: 64 UPS Weight: 67 COM: N/A  
 Carton: 33L x 27W x 15H Cube: 7.73  
 Options: N/A Features: 1, 4, 6, 8, 9 Control: 3 Position 2-to-1 Synchro tilt  
 Notes:  
 Has achieved GREENGUARD Certification

**Fabric**  
 Black Top  
 Grain Leather

**Big & Tall**  
**400 lbs.**

**New**  
**Control**

**List Price**  
 875.00



- ★ **8000** Deluxe High Back Executive Leather Chair with Polished Aluminum Base and Padded Polished Aluminum Arms
- Overall Size: 26W x 26D x 53H  
 Seat: 21.5W x 20.5D x 4.5T Back: 21W x 30H x 4T Seat Range: 18.5-22.25  
 Arms to Floor: 27 Weight: 67 UPS Weight: 71 COM: N/A  
 Carton: 35L x 26W x 15H Cube: 7.89 Options: CG50, SW70  
 Features: 1, 4, 6, 8, 9 Control: Mid Pivot Knee Tilt  
 Notes: Dual Wheel Oversized Carpet Casters  
 Has achieved GREENGUARD Certification

**Fabric**  
 Black Top  
 Grain Leather

**List Price**  
 695.00



- ★ **8001** Deluxe Mid Back Executive Leather Chair with Polished Aluminum Base and Padded Polished Aluminum Arms
- Overall Size: 26W x 26D x 45H  
 Seat: 21.5W x 20.5D x 4.5T Back: 20W x 22.25H x 4T Seat Range: 18.5-22.25  
 Arms to Floor: 27 Weight: 59 UPS Weight: 65 COM: N/A  
 Carton: 32L x 26W x 15H Cube: 7.22 Options: CG50, SW70  
 Features: 1, 4, 6, 8, 9 Control: Mid Pivot Knee Tilt  
 Notes: Dual Wheel Oversized Carpet Casters  
 Has achieved GREENGUARD Certification

**Fabric**  
 Black Top  
 Grain Leather

**List Price**  
 650.00

★ *NJ In Stock*





- ★ **8005** Deluxe Mid Back Executive Leather Visitors Chair with Chrome Finish Base and Padded Polished Aluminum Arms
- Overall Size: 26W x 26D x 40.25H  
 Seat: 21.5W x 20.5D x 4.5T Back: 20W x 22.25H x 4T Seat Range: 18.5 Fixed  
 Arms to Floor: 26 Weight: 52 UPS Weight: 56 COM: N/A  
 Carton: 31L x 23W x 15H Cube: 6.18 Options: N/A  
 Features: N/A Control: N/A  
 Notes:  
 Has achieved GREENGUARD Certification

Fabric	List Price
Black Top Grain Leather	595.00

## 7270's



- ★ **7270** Deluxe High Back Executive White Leather Chair with Chrome Base and Padded Polished Aluminum Arms
- Overall Size: 25.75W x 27.25D x 48.75H  
 Seat: 21W x 20D x 3.5T Back: 20W x 30H x 3.5T Seat Range: 18-21  
 Arms to Floor: 27 Weight: 60 UPS Weight: 64 COM: N/A  
 Carton: 34L x 26W x 14H Cube: 7.16 Options: CG50, SW70  
 Features: 1, 4, 6, 8, 9 Control: Mid Pivot Knee Tilt  
 Notes: Dual Wheel Carpet Casters  
 Has achieved GREENGUARD Certification

Fabric	List Price
White Top Grain Leather	695.00



- ★ **7271** Deluxe Mid Back Executive White Leather Chair with Chrome Base and Padded Polished Aluminum Arms
- Overall Size: 25.75W x 27.25D x 37.75H  
 Seat: 20W x 20D x 3.5T Back: 20W x 21H x 3.5T Seat Range: 18-21  
 Arms to Floor: 27 Weight: 57 UPS Weight: 63 COM: N/A  
 Carton: 31L x 26W x 15H Cube: 6.99 Options: CG50, SW70  
 Features: 1, 4, 6, 8, 9 Control: Mid Pivot Knee Tilt  
 Notes: Dual Wheel Carpet Casters  
 Has achieved GREENGUARD Certification

Fabric	List Price
White Top Grain Leather	650.00



- ★ **7275** Deluxe Mid Back Visitors White Leather Chair with Chrome Base and Padded Polished Aluminum Arms
- Overall Size: 25.75W x 27.25D x 37.25H  
 Seat: 21W x 20D x 3.5T Back: 20W x 21H x 3.5T Seat Range: 18.5 Fixed  
 Arms to Floor: 27 Weight: 52 UPS Weight: 62 COM: N/A  
 Carton: 31L x 24W x 16H Cube: 6.88 Options: N/A  
 Features: N/A Control: N/A  
 Notes:  
 Has achieved GREENGUARD Certification

Fabric	List Price
White Top Grain Leather	595.00

## 8200's



- ★ **8200** Deluxe High Back Executive Leather Chair with Chrome Base and Padded Polished Aluminum Arms
- Overall Size: 25.75W x 27.25D x 48.75H  
 Seat: 21W x 20D x 3.5T Back: 20W x 30H x 3.5T Seat Range: 16.25-19  
 Arms to Floor: 25.25 Weight: 60 UPS Weight: 66 COM: N/A  
 Carton: 35L x 26W x 14D Cube: 7.37 Options: CG50, SW70  
 Features: 1, 4, 6, 8, 9 Control: Mid Pivot Knee Tilt  
 Notes: Dual Wheel Carpet Casters  
 Has achieved GREENGUARD Certification

Fabric	List Price
Black Top Grain Leather	695.00



- ★ **8201** Deluxe Mid Back Executive Leather Chair with Chrome Base and Padded Polished Aluminum Arms
- Overall Size: 25.75W x 27.25D x 37.75H  
 Seat: 20W x 20D x 3.5T Back: 20W x 21H x 3.5T Seat Range: 16.25-19  
 Arms to Floor: 25.25 Weight: 57 UPS Weight: 63 COM: N/A  
 Carton: 31L x 26W x 15H Cube: 7.0 Options: CG50, SW70  
 Features: 1, 4, 6, 8, 9 Control: Mid Pivot Knee Tilt  
 Notes: Dual Wheel Carpet Casters  
 Has achieved GREENGUARD Certification

Fabric	List Price
Black Top Grain Leather	650.00



- ★ **8205 Deluxe Mid Back Leather Visitors Chair with Chrome Base and Padded Polished Aluminum Arms**  
**Overall Size:** 25.75W x 27.25D x 37.25H  
**Seat:** 21W x 20D x 3.5T **Back:** 20W x 21H x 3.5T **Seat Range:** 18.5 Fixed  
**Arms to Floor:** 28.25 **Weight:** 52 **UPS Weight:** 57 **COM:** N/A  
**Carton:** 28L x 23W x 17H **Cube:** 6.33 **Options:** N/A  
**Features:** N/A **Control:** N/A  
**Notes:**  
 Has achieved GREENGUARD Certification

Fabric	List Price
Black Top Grain Leather	595.00



- ★ **8500 Deluxe High Back Executive Leather Chair with Steel Base Covered with Mahogany Finish Wood and Padded Mahogany Finish Wood Arms**  
**Overall Size:** 26.5W x 31.5D x 46.25H  
**Seat:** 21.5W x 22D x 5T **Back:** 21.5W x 26.5H x 5T **Seat Range:** 19.75-22.5  
**Arms to Floor:** 28 **Weight:** 61 **UPS Weight:** 71 **COM:** N/A  
**Carton:** 34L x 27W x 15H **Cube:** 7.96 **Options:** CG50, SW70  
**Features:** 1, 4, 6, 8, 9 **Control:** Deluxe Mid Pivot Knee Tilt  
**Notes:** Dual Wheel Carpet Casters

Fabric	List Price
Black Top Grain Leather	695.00



- ★ **8501 Deluxe Mid Back Executive Leather Chair with Steel Base Covered with Mahogany Finish Wood and Padded Mahogany Finish Wood Arms**  
**Overall Size:** 26.5W x 31.5D x 42H  
**Seat:** 21.5W x 22D x 5T **Back:** 20W x 22H x 3.5T **Seat Range:** 19.75-22.5  
**Arms to Floor:** 28 **Weight:** 58 **UPS Weight:** 61 **COM:** N/A  
**Carton:** 30L x 26W x 15H **Cube:** 6.77 **Options:** CG50, SW70  
**Features:** 1, 4, 6, 8, 9 **Control:** Deluxe Mid Pivot Knee Tilt  
**Notes:** Dual Wheel Carpet Casters

Fabric	List Price
Black Top Grain Leather	665.00



- ★ **8505 Deluxe Mid Back Visitors Leather Chair with Mahogany Finish**  
**Overall Size:** 26.5W x 31.5D x 38.75H  
**Seat:** 21.5W x 22D x 5T **Back:** 20W x 22H x 3.5T **Seat Range:** 18.5 Fixed  
**Arms to Floor:** 26 **Weight:** 44 **UPS Weight:** 57 **COM:** N/A  
**Carton:** 28L x 23W x 17H **Cube:** 6.33 **Options:** N/A  
**Features:** N/A **Control:** N/A  
**Notes:**

Fabric	List Price
Black Top Grain Leather	525.00

## Executive Ergonomic & Mesh



- ★ **54666 24 Hour Chair with 2-to-1 Synchro Tilt Ergonomic Chair with Seat Slider, 2-Way Adjustable Arms and Titanium Finish Aluminum Base**  
**Overall Size:** 25W x 25D x 41.5H  
**Seat:** 20.5W x 18D x 3T **Back:** 19.75W x 19H x 3T **Seat Range:** 19.25 -22.75  
**Arms to Floor:** 26 **Weight:** 57 **UPS Weight:** 61 **COM:** N/A  
**Carton:** 30L x 26W x 15H **Cube:** 6.77 **Features:** 1, 3, 4, 7, 8, 9  
**Control:** 3 Position Locking 2-to-1 Synchro Tilt with Seat Slider  
**Notes:** Increased Foam Density for Added Durability  
 Has received GREENGUARD Certification

Fabric	List Price
-231 Black Icon	475.00
<b>300 lbs.</b>	
<b>24 Hour Chair</b>	



- 8511 Multi-Function High Back Chair with Seat Slider, Ratchet Back, 2-Way Adjustable Arms and Titanium Finish Aluminum Base**  
**Overall Size:** 28.25W x 24D x 44.75H  
**Seat:** 21.25W x 19D x 4T **Back:** 20W x 24.25H x 3.5T **Seat Range:** 18.5-22  
**Arms to Floor:** 25 **Weight:** 63 **UPS Weight:** 63 **COM:** 1.75 yds  
**Carton:** 27L x 26W x 16H **Cube:** 6.5 **Options:** CG50, SW70  
**Features:** 1, 2, 4, 8, 13 **Control:** Multi-Function with Seat Slider  
**Notes:** Oversized Dual Wheel Carpet Casters  
 Has received GREENGUARD Certification

Fabric	List Price
A	538.00
B	566.00
C	596.00
R	628.00



**"SEAT SLIDER"**

**"SEAT SLIDER"**

★ NJ In Stock



**8512 Multi-Function Mid Back Chair with Seat Slider, Ratchet Back, 2-Way Adjustable Arms and Titanium Finish Aluminum Base**

**Overall Size:** 27.25W x 24D x 42.5H

**Seat:** 21.25W x 19D x 4T **Back:** 19.75W x 22H x 3.5T **Seat Range:** 18.5-22

**Arms to Floor:** 25 **Weight:** 63 **UPS Weight:** 63 **COM:** 1.5 yds

**Carton:** 27L x 26W x 16H **Cube:** 6.5 **Options:** CG50, SW70

**Features:** 1, 2, 4, 8, 13 **Control:** Multi-Function with Seat Slider

**Notes:** Oversized Dual Wheel Carpet Casters

Has received GREENGUARD Certification

**"SEAT SLIDER"**



Fabric	List Price
A	510.00
B	536.00
C	564.00
R	595.00

## 7160's



- ★ **7160 Mesh High Back Chair with Ratchet Adjustable Arms, Black Fabric Seat and Titanium Finish Metal Base**

**Overall Size:** 26.75W x 24D x 47H

**Seat:** 20.5W x 19D x 3.25T **Back:** 19.5W x 27.75H **Seat Range:** 17.75-21.25

**Arms to Floor:** 27.5 **Weight:** 49 **UPS Weight:** 60 **COM:** N/A

**Carton:** 34L x 26W x 13H **Cube:** 6.65 **Options:** CG50, SW70

**Features:** 1, 3, 4, 7, 9 **Control:** 2-to-1 Synchro Tilt

**Notes:** Dual Wheel Carpet Casters

Has received GREENGUARD Certification

Fabric	List Price
Black Mesh Back & Black Fabric Seat	425.00



- ★ **7161 Mesh Mid Back Chair with Ratchet Adjustable Arms, Black Fabric Seat and Titanium Finish Metal Base**

**Overall Size:** 26.75W x 24D x 41.25H

**Seat:** 20.5W x 19D x 3.25T **Back:** 19.5W x 22H **Seat Range:** 17.75-21.25

**Arms to Floor:** 27.5 **Weight:** 48 **UPS Weight:** 49 **COM:** N/A

**Carton:** 30L x 24W x 13H **Cube:** 5.41 **Options:** CG50, SW70

**Features:** 1, 3, 4, 7, 9 **Control:** 2-to-1 Synchro Tilt

**Notes:** Dual Wheel Carpet Casters

Has received GREENGUARD Certification

Fabric	List Price
Black Mesh Back & Black Fabric Seat	400.00

## ProGrid® Series



- ★ **2902 Ergonomic Task Chair with ProGrid® Back and Multi-Task Control**

**Overall Size:** 25W x 25D x 39.75H

**Seat:** 19.5W x 18.5D x 2.5T **Back:** 17.5W x 16.5H **Seat Range:** 18-23.5

**Arms to Floor:** N/A **Weight:** 32 **UPS Weight:** 42 **COM:** 0.5 yds

**Carton:** 24L x 24W x 14H **Cube:** 4.66 **Options:** CG50, SW70, 04 Arms

**Features:** 1, 2, 4, 10 **Control:** Multi-Task

**Notes:** Dual Wheel Carpet Casters

Has received GREENGUARD Certification



Fabric	List Price
Coal FreeFlex® -30	270.00
A	280.00
B	295.00
C	310.00
R	335.00



**8512 Multi-Function Mid Back Chair with Seat Slider, Ratchet Back, 2-Way Adjustable Arms and Titanium Finish Aluminum Base**

**Overall Size:** 27.25W x 24D x 42.5H

**Seat:** 21.25W x 19D x 4T **Back:** 19.75W x 22H x 3.5T **Seat Range:** 18.5-22

**Arms to Floor:** 25 **Weight:** 63 **UPS Weight:** 63 **COM:** 1.5 yds

**Carton:** 27L x 26W x 16H **Cube:** 6.5 **Options:** CG50, SW70

**Features:** 1, 2, 4, 8, 13 **Control:** Multi-Function with Seat Slider

**Notes:** Oversized Dual Wheel Carpet Casters

Has received GREENGUARD Certification

**"SEAT SLIDER"**



Fabric	List Price
A	510.00
B	536.00
C	564.00
R	595.00



- ★ **29024 Ergonomic Task Chair with ProGrid® Back, Adjustable Arms and Multi-Task Control**

**Overall Size:** 25.75W x 25D x 39.75H

**Seat:** 19.5W x 18.5D x 2.5T **Back:** 17.5W x 16.5H **Seat Range:** 18-23.5

**Arms to Floor:** 25.5 **Weight:** 40 **UPS Weight:** 42 **COM:** 0.5 yds

**Carton:** 24L x 24W x 14H **Cube:** 4.66 **Options:** CG50, SW70, 04 Arms

**Features:** 1, 2, 4, 10 **Control:** Multi-Task

**Notes:** Dual Wheel Carpet Casters

Has received GREENGUARD Certification



Fabric	List Price
-30 Coal FreeFlex®	335.00
A	365.00
B	380.00
C	395.00
R	420.00

★ NJ In Stock



**98341 Ergonomic Task Chair with ProGrid® Back and Ratchet Back Height Adjustment without Arms and Dual Function Control**

**Overall Size:** 20W x 25.75D x 40.5H

**Seat:** 20W x 18.5D x 3T **Back:** 19W x 19.5H **Seat Range:** 17-20.5

**Arms to Floor:** N/A **Weight:** 41 **UPS Weight:** 46 **COM:** 0.5 yds

**Carton:** 25L x 25W x 14H **Cube:** 5.06 **Options:** CG50, SW70

**Features:** 1, 2, 4, 11 **Control:** Dual Function

**Notes:** Dual Wheel Carpet Casters

**Has received GREENGUARD Certification**



Fabric	List Price
-30 Coal FreeFlex®	320.00
A	335.00
B	350.00
C	370.00
R	395.00



**98344 Ergonomic Task Chair with ProGrid® Back and Ratchet Back Height Adjustment, Adjustable Arms and Dual Function Control**

**Overall Size:** 25.5W x 25.75D x 40.5H

**Seat:** 20W x 18.5D x 3T **Back:** 19W x 19.5H **Seat Range:** 17-20.5

**Arms to Floor:** 25.5 **Weight:** 50 **UPS Weight:** 50 **COM:** 0.5 yds

**Carton:** 25L x 25W x 15H **Cube:** 5.42 **Options:** CG50, SW70

**Features:** 1, 2, 4, 11 **Control:** Dual Function

**Notes:** Dual Wheel Carpet Casters

**Has received GREENGUARD Certification**



Fabric	List Price
-30 Coal FreeFlex®	405.00
A	420.00
B	435.00
C	455.00
R	480.00



★ **511342AL Grey ProGrid® High Back Chair with Seat Slider, Adjustable Arms with Depth Adjustable Pads and Polished Aluminum Base**

**Overall Size:** 26.5W x 27.75D x 42H

**Seat:** 20W x 19.5D x 3T **Back:** 20W x 21H **Seat Range:** 17.5-21.5

**Arms to Floor:** 25.25 **Weight:** 52 **UPS Weight:** 52 **COM:** N/A

**Carton:** 29L x 26W x 13H **Cube:** 5.67 **Options:** CG50, SW70, HRX52

**Features:** 1, 3, 4, 7, 8, 9 **Control:** 3 Position Locking 2-to-1 Synchro Tilt

**Notes:** Oversized Dual Wheel Carpet Casters

*With Headrest use Model #511342ALHRX52*

**"SEAT SLIDER"**

Fabric	List Price
Grey ProGrid® Back and Grey Fabric Seat	625.00



★ **511343AT Black ProGrid® High Back Chair with Seat Slider, Adjustable Arms with Depth Adjustable Pads and Aluminum Base with Titanium Finish**

**Overall Size:** 26.5W x 27.75D x 42H

**Seat:** 20W x 19.5D x 3T **Back:** 20W x 21H **Seat Range:** 17.5-21.5

**Arms to Floor:** 25.25 **Weight:** 52 **UPS Weight:** 52 **COM:** 0.75 yds

**Carton:** 29L x 26W x 13H **Cube:** 5.67 **Options:** CG50, SW70, HRX53

**Features:** 1, 3, 4, 7, 8, 9 **Control:** 3 Position Locking 2-to-1 Synchro Tilt

**Notes:** Oversized Dual Wheel Carpet Casters

*With Headrest use Model #511343ATHRX53*

**"SEAT SLIDER"**



Fabric	List Price
Black ProGrid® Back and Black Fabric Seat	625.00
A	650.00
B	685.00
C	745.00
R	825.00



**HRX52 Grey ProGrid® Headrest HRX53 Black ProGrid® Headrest**  
(Headrests Fit 511342AL and 511343AT Chairs only)

**Overall Size:** 12.5W x 7D x 9H

**Pad Size:** 12.5W x 6.25H x 1T

**Weight:** 7 **UPS Weight:** 7 **COM:** N/A

**Carton:** 13L x 10W x 6H **Cube:** 0.45

**Notes:** To Order Chair with Headrest , Use Model #'s 511342ALHRX52 for Grey or 511343ATHRX53 for Black

Fabric	List Price
Black or Grey ProGrid®	50.00



**80885AL ProGrid® Back Managers Chair with Flip Arms, Mesh Fabric Seat, Self Adjusting Control and Polished Aluminum Base**

**Overall Size:** 25.5W x 25D x 42.75H

**Seat:** 20W x 18D x 3T **Back:** 19.75W x 21H **Seat Range:** 19-22.75

**Arms to Floor:** 29.5 **Weight:** 42 **UPS Weight:** 49 **COM:** N/A

**Carton:** 28L x 24W x 14H **Cube:** 5.44 **Options:** CG50, SW70

**Features:** 1, 4, 8, 9, 14 **Control:** Self Adjusting Synchro Tilt

**Notes:** Dual Wheel Carpet Casters

Fabric	List Price
-3 Black Mesh Seat with ProGrid® Back	495.00





- ★ **92343** ProGrid® Back Managers Chair with 3-Way Adjustable Arms,  
● Ratchet Back and Fabric Seat

Overall Size: 26.5W x 25.25D x 39H

Seat: 20.25W x 19D x 3.5T Back: 19W x 16.75H Seat Range: 18.25-22

Arms to Floor: 25.5 Weight: 50 UPS Weight: 50 COM: 0.75

Carton: 25L x 25W x 14H Cube: 5.06 Options: CG50, SW70

Features: 1, 4, 11, Control: Dual Function

Notes: Dual Wheel Carpet Casters

Has received GREENGUARD Certification



Fabric  
-30 Coal  
FreeFlex®

List Price

A	415.00
B	435.00
C	460.00
R	495.00



- ★ **92893** ProGrid® Back Managers Chair with 3-Way Adjustable Arms,  
● Ratchet Back, Seat Slider and Fabric Seat

Overall Size: 26.5W x 25.25D x 39H

Seat: 20.25W x 19D x 3.5T Back: 19W x 16.75H Seat Range: 18.25-22

Arms to Floor: 25.5 Weight: 50 UPS Weight: 51 COM: 0.75 yds

Carton: 27L x 26W x 14H Cube: 5.68 Options: CG50, SW70W

Features: 1, 3, 4, 13 Control: Multi-Function w/Seat Slider

Notes: Dual Wheel Carpet Casters

Has received GREENGUARD Certification

**"SEAT SLIDER"**



Fabric  
-30 Coal  
FreeFlex®

List Price

A	440.00
B	465.00
C	490.00
R	525.00



- ★ **90662** ProGrid® High Back Chair with 3-Way Adjustable Arms, 3 Position  
● Locking 2-to-1 Synchro Tilt Control and Seat Slider

Overall Size: 26.5W x 27D x 43.5H

Seat: 20.25W x 19D x 3.5T Back: 19W x 22.25H Seat Range: 18.25-22

Arms to Floor: 25.5 Weight: 51 UPS Weight: 59 COM: 0.75 yds

Carton: 31L x 26W x 14H Cube: 6.53 Options: CG50, SW70

Features: 1, 3, 4, 7, 8, 9 Control: 3 Position Locking 2-to-1 Synchro Tilt

Notes: Dual Wheel Carpet Casters

Has received GREENGUARD Certification

**"SEAT SLIDER"**



Fabric  
-30 Coal  
FreeFlex®

List Price

A	440.00
B	465.00
C	490.00
R	525.00



- ★ **92892** ProGrid® High Back Chair with 3-Way Adjustable Arms, Seat Slider,  
● Multi-Function Control and Fixed Back

Overall Size: 26W x 29D x 42H

Seat: 21W x 19.5D x 3T Back: 19.5W x 23H Seat Range: 18.25-22

Arms to Floor: 25.5 Weight: 51 UPS Weight: 52 COM: 0.75 yds

Carton: 31L x 25W x 13H Cube: 5.83 Options: CG50, SW70

Features: 1, 3, 4, 13 Control: Multi-Function with Fixed Back

Notes: Dual Wheel Carpet Casters

Has received GREENGUARD Certification

**"SEAT SLIDER"**



Fabric  
-30 Coal  
FreeFlex®

List Price

A	480.00
B	505.00
C	530.00
R	570.00



- ★ **93720** ProGrid® High Back Chair with 3-Way Adjustable Arms, Seat Slider  
and Synchro Control with Infinite Lock and Titanium Finish Aluminum Base

Overall Size: 27.75W x 27.25D x 44.25H

Seat: 20W x 18.5D Back: 21.25W x 23.25H Seat Range: 19.5-21.75

Arms to Floor: 26.25 Weight: 64 UPS Weight: 75 N/A

Carton: 37L x 26W x 15H Cube: 8.35 Options: CG50, SW70

Features: 1, 3, 4, 7, 8, 9 Control: Synchro with Seat Slider

Notes: Dual Wheel Carpet Casters

Has achieved GREENGUARD Certification

**"SEAT SLIDER"**

Fabric  
ProGrid® Seat  
and Back

List Price

650.00



- **97720** ProGrid® High Back Chair with Fabric Seat, 3-Way Adjustable Arms,  
Seat Slider and Synchro Control with Infinite Lock and Titanium Finish Base

Overall Size: 28.5W x 24.5D x 43.5H

Seat: 20.5W x 19D x 3.25T Back: 21.5W x 24.5H Seat Range: 18-20.25

Arms to Floor: 24.75 Weight: 54 UPS Weight: 75 COM: N/A

Carton: 37L x 26W x 15H Cube: 8.35 Options: CG50, SW70

Features: 1, 3, 4, 7, 8, 9 Control: Synchro with Seat Slider

Notes: Dual Wheel Carpet Casters

Has received GREENGUARD Certification

**"SEAT SLIDER"**

Fabric  
-30 Coal  
FreeFlex®

List Price

575.00

★ NJ In Stock

● GA In Stock



- ★ **97728 ProGrid® High Back Chair with Eco Leather Seat, 3-Way Adjustable Arms, Seat Slider & Synchro Control with Infinite Lock and Titanium Finish Base**
- Overall Size: 28.5W x 24.5D x 43.5H  
 Seat: 20.5W x 19D x 3.25T Back: 21.5W x 24.5H Seat Range: 18-20.25  
 Arms to Floor: 24.75 Weight: 59 UPS Weight: 75 COM: N/A  
 Carton: 37L x 26W x 15H Cube: 8.35 Options: CG50, SW70  
 Features: 1, 3, 4, 7, 8, 9 Control: Synchro with Seat Slider  
 Notes: Dual Wheel Carpet Casters  
 Has received GREENGUARD Certification **"SEAT SLIDER"**

Fabric	List Price
Eco Leather -EC3 Black	595.00



- 98346 ProGrid® Back Managers Chair with Leather and Mesh Seat, 3-Way Adjustable Arms with Depth Adjustable Pads and Dual Function Control**
- Overall Size: 26.75W x 24.75D x 40.5H  
 Seat: 20.5W x 19D x 3.5T Back: 19.75W x 20.5H Seat Range: 19-22.75  
 Arms to Floor: 27 Weight: 58 UPS Weight: 58 COM: N/A  
 Carton: 25L x 25W x 15H Cube: 5.42 Options: CG50, SW70,  
 Features: 1, 4, 11 Control: Dual Function  
 Notes: Dual Wheel Carpet Casters  
 Has received GREENGUARD Certification

Fabric	List Price
ProGrid® Back Black Leather and Mesh Fabric Seat	430.00



- 95344 ProGrid® Back Managers Chair with Leather and Mesh Seat, 3-Way Adjustable Arms, Ratchet Back and Titanium Finish Aluminum Base**
- Overall Size: 26.75W x 25.5D x 43.75H  
 Seat: 20.5W x 20D x 4T Back: 18.5W x 23H Seat Range: 17.5-21  
 Arms to Floor: 27 Weight: 54 UPS Weight: 80 COM: N/A  
 Carton: 37L x 26W x 16H Cube: 8.90 Options: CG50, SW70,  
 Features: 1, 4, 11 Control: Dual Function  
 Notes: Oversized Dual Wheel Carpet Casters  
 Has received GREENGUARD Certification

Fabric	List Price
ProGrid® Back with Black Leather and Mesh Fabric Seat	575.00

## Deluxe Stacking



- ★ **85640 ProGrid® Back Visitors Chair with Casters and Titanium Finish**
- Overall Size: 24.5W x 23.25D x 37.75H  
 Seat: 17W x 19.75D x 2.25T Back: 19.75W x 20H Seat Range: 18.5 Fixed  
 Arms to Floor: 26.75 Weight: 24 UPS Weight: 43 COM: 0.5 yds  
 Carton: 34L x 22W x 11H Cube: 4.76 Options: CG50, SW70  
 Features: N/A Control: N/A  
 Notes:  
 Has received GREENGUARD Certification

Fabric -30 Coal FreeFlex®	List Price
A	275.00
B	290.00
C	305.00
R	330.00



- ★ **85670 ProGrid® Back Visitors Chair with Titanium Finish**
- Overall Size: 24.5W x 23.25D x 37.75H  
 Seat: 17W x 19.75D x 2.25T Back: 19.75W x 20H Seat Range: 18.5 Fixed  
 Arms to Floor: 26.75 Weight: 24 UPS Weight: 43 COM: 0.5 yds  
 Carton: 34L x 22W x 11H Cube: 4.76 Options: N/A  
 Features: N/A Control: N/A  
 Notes:  
 Has received GREENGUARD Certification

Fabric -30 Coal FreeFlex®	List Price
A	265.00
B	280.00
C	295.00
R	320.00



- ★ **84510 ProGrid® Back Visitors Chair with Arms and Titanium Finish Frame**
- Overall Size: 25.5W x 24D x 36.5H  
 Seat: 18.5W x 19.5D x 3.25T Back: 20.75W x 21.75H Seat Range: 18.5 Fixed  
 Arms to Floor: 26 Weight: 23 UPS Weight: 41 COM: 0.5 yds  
 Carton: 34L x 21W x 11H Cube: 4.54 Options: N/A  
 Features: N/A Control: N/A  
 Notes: Stacks with 84540  
 Has received GREENGUARD Certification

Fabric -30 Coal FreeFlex®	List Price
A	305.00
B	320.00
C	335.00
R	360.00



- ★ 84540 ProGrid® Back Visitors Chair with Arms, Casters and Titanium Finish Frame
- Overall Size: 25.5W x 24D x 36.5H  
 Seat: 18.5W x 19.5D x 3.25T Back: 20.75W x 21.75H Seat Range: 18.5 Fixed  
 Arms to Floor: 26 Weight: 23 UPS Weight: 41 COM: 0.5 yds  
 Carton: 34L x 21W x 11H Cube: 4.54 Options: CG50, SW70  
 Features: N/A Control: N/A  
 Notes: Stacks with 84510  
 Has received GREENGUARD Certification

Fabric -30 Coal FreeFlex®	List Price
	300.00
A	315.00
B	330.00
C	345.00
R	370.00



- ★ 86724 ProGrid® Back Visitors Chair with Straight Leg Titanium Finish Frame
- Overall Size: 20.25W x 24D x 33.25H  
 Seat: 18W x 19D x 3T Back: 19W x 15H Seat Range: 17.25 Fixed  
 Arms to Floor: N/A Weight: 19 UPS Weight: 27 COM: 0.5 yds  
 Carton: 27L x 21W x 9H Cube: 2.95 Options: N/A  
 Features: N/A Control: N/A  
 Notes: Stacking  
 Has received GREENGUARD Certification

Fabric -30 Coal FreeFlex®	List Price
	205.00
A	210.00
B	220.00
C	235.00
R	253.00



- ★ 86725 ProGrid® Back Visitors Chair with Sled Base Titanium Finish Frame
- Overall Size: 20.25W x 24D x 33.25H  
 Seat: 18.5W x 19D x 3T Back: 19W x 15H Seat Range: 18 Fixed  
 Arms to Floor: N/A Weight: 20 UPS Weight: 27 COM: 0.5 yds  
 Carton: 27L x 21W x 9H Cube: 2.95 Options: N/A  
 Features: N/A Control: N/A  
 Notes: Stacking  
 Has received GREENGUARD Certification

Fabric -30 Coal FreeFlex®	List Price
	225.00
A	230.00
B	240.00
C	255.00
R	295.00



- ★ 8455 Visitors Chair with Vintilated Plastic Back and Black FreeFlex® -30 Seat with Chrome Sled Base
- Overall Size: 20.25W x 24D x 33.25H  
 Seat: 18.5W x 19D x 3T Back: 19W x 15H Seat Range: 17.75 Fixed  
 Weights: 248/65/35 UPS Weights: 105 (2 pack Only)  
 Carton: 41L x 27W x 22H (4 Pack) 37L x 25W x 22H (2 Pack)  
 Cube: 41.42/14.09/11.77  
 Notes: Stacking and Ganging Sold in 20 Bulk pack w/Dolly, 4 pack or 2 Pack  
 Has received GREENGUARD Certification

Fabric -30 Coal FreeFlex®	List Price
8455C20-30 (20 Pack w/Dolly)	2530.00
8455C4-30 (4 Pack)	540.00
8455C2-30 (2 Pack)	290.00



- ★ 82720 Titanium Finish Armless Visitors Chair with Upholstered Contour Back
- Overall Size: 24.75W x 23.25D x 33.75H  
 Seat: 18.25W x 18.25D x 1.5T Back: 19W x 13.75H x .5T Seat Range: 19 Fixed  
 Arms to Floor: N/A Weight: 20 UPS Weight: 35 COM: 1.0 yds  
 Carton: 32L x 21W x 10H Cube: 3.88 Options: N/A  
 Features: N/A Control: N/A  
 Notes: Stacks with Models 82710 and 82740. -30  
 Has received GREENGUARD Certification

Fabric -30 Coal FreeFlex®	List Price
	180.00
A	190.00
B	200.00
C	215.00
R	230.00



- 82710 Titanium Finish Visitors Chair with Arms and Upholstered Contour Back
- Overall Size: 24.75W x 23.25D x 34.5H  
 Seat: 18.25W x 18.25D x 1.5T Back: 19W x 13.75H x .5T Seat Range: 19 Fixed  
 Arms to Floor: 27 Weight: 20 UPS Weight: 35 COM: 1.0 yds  
 Carton: 32L x 21W x 10H Cube: 3.88 Options: N/A  
 Features: N/A Control: N/A  
 Notes: Stacks with Models 82720 and 82740. ★ -30 available in NJ only  
 Has received GREENGUARD Certification

Fabric -30 Coal FreeFlex® (N/J)	List Price
	195.00
A	205.00
B	215.00
C	230.00
R	245.00



- ★ **82740** Titanium Finish Rolling Visitors Chair with Arms, Upholstered Contour Back and Casters
- Overall Size: 24.75W x 23.25D x 34.5H  
 Seat: 18.25W x 18.25D x 1.5T Back: 19W x 13.75H x .5T Seat Range: 19 Fixed  
 Arms to Floor: 27 Weight: 20 UPS Weight: 35 COM: 1.0 yds  
 Carton: 32L x 21W x 10H Cube: 3.88 Options: CG50, SW70  
 Features: N/A Control: N/A
- Notes: Stacks with Models 82710 and 82720. ★ -30 available in NJ only  
 Has received GREENGUARD Certification

Fabric -30 Coal FreeFlex®	List Price
	205.00
A	215.00
B	225.00
C	240.00
R	255.00



- ★ **86710** ProGrid® Contour Back Titanium Finish Visitors Chair with Arms
- Overall Size: 25W x 23D x 34H  
 Seat: 18W x 20D x 2T Back: 20W x 14.5H Seat Range: 18 Fixed  
 Arms to Floor: 26.75 Weight: 20 UPS Weight: 35 COM: 1.0 yds  
 Carton: 32L x 21W x 10H Cube: 3.89 Options: N/A  
 Features: N/A Control: N/A
- Notes: Stacks with Model 86740  
 Has received GREENGUARD Certification

Fabric -30 Coal FreeFlex®	List Price
	205.00
A	215.00
B	225.00
C	240.00
R	255.00



- ★ **86740** Titanium Finish Rolling Visitors Chair with Casters, Arms and ProGrid® Contour Back
- Overall Size: 25W x 23D x 34H  
 Seat: 18W x 20D x 2T Back: 20W x 14.5H Seat Range: 18 Fixed  
 Arms to Floor: 26.75 Weight: 20 UPS Weight: 35 COM: 0.5 yds  
 Carton: 32L x 21W x 10H Cube: 3.89 Options: CG50, SW70  
 Features: N/A Control: N/A
- Notes: Stacks with Models 82710 and 82720  
 Has received GREENGUARD Certification

Fabric -30 Coal FreeFlex®	List Price
	215.00
A	225.00
B	235.00
C	250.00
R	265.00



- ★ **8610** Titanium Finish Visitors Chair with Arms and Ventilated Plastic Wrap Around Back
- Overall Size: 25W x 23D x 34H  
 Seat: 18W x 20D x 2T Back: 20W x 14.5H Seat Range: 18 Fixed  
 Arms to Floor: 26.75 Weight: 19 UPS Weight: 35 COM: 0.5 yds  
 Carton: 32L x 21W x 10H Cube: 3.89 Options: N/A  
 Features: N/A Control: N/A
- Notes: Stacks with Models 8620 and 8640  
 Has received GREENGUARD Certification

Fabric -30 Coal FreeFlex®	List Price
	185.00
A	195.00
B	205.00
C	220.00
R	235.00



- ★ **8620** Titanium Finish Armless Visitors Chair with Ventilated Plastic Wrap Around Back
- Overall Size: 20.5W x 23D x 34H  
 Seat: 18W x 20D x 2T Back: 20W x 14.5H Seat Range: 18 Fixed  
 Arms to Floor: N/A Weight: 17 UPS Weight: 26 COM: 0.5 yds  
 Carton: 26L x 21W x 9H Cube: 2.84 Options: N/A  
 Features: N/A Control: N/A
- Notes: Stacks with Models 8610 and 8640  
 Has received GREENGUARD Certification

Fabric -30 Coal FreeFlex®	List Price
	170.00
A	180.00
B	190.00
C	205.00
R	220.00



- ★ **8640** Titanium Finish Rolling Visitors Chair with Casters, Arms and Ventilated Plastic Wrap Around Back
- Overall Size: 25W x 23D x 34H  
 Seat: 18W x 20D x 2T Back: 20W x 14.5H Seat Range: 18 Fixed  
 Arms to Floor: 26.75 Weight: 19 UPS Weight: 35 COM: 0.5 yds  
 Carton: 32L x 21W x 10H Cube: 3.88 Options: CG50, SW70  
 Features: N/A Control: N/A
- Notes: Stacks with Models 8610 and 8620  
 Has received GREENGUARD Certification

Fabric -30 Coal FreeFlex®	List Price
	195.00
A	205.00
B	215.00
C	230.00
R	245.00





★ **84220** Deluxe Armless Titanium Finish Folding Chair with Casters and ProGrid® Back (2 Pack)

Overall Size: 24W x 23.75D x 36.5H

Seat: 18.25W x 19D x 2.5T Back: 21.5W x 20.75H Seat Range: 19.25 Fixed

Arms to Floor: N/A Weight: 56 UPS Weight: 69 COM: 0.5 yds

Carton: 25L x 23W x 23H Cube: 7.65 Options: CG50, SW70

Features: N/A Control: N/A

Notes: Seat Folds up for Horizontal Nesting

Sold in 2 pack Only Has received GREENGUARD Certification

Fabric  
-30 Coal  
FreeFlex®

List Price

610.00

A

642.00

B

676.00

C

712.00

R

765.00



★ **84440** Deluxe Titanium Finish Folding Chair with Casters, Arms and ProGrid® Back (2 Pack)

Overall Size: 24W x 23.75D x 36.5H

Seat: 18.5W x 19D x 2.5T Back: 21.5W x 20.75H Seat Range: 19.25 Fixed

Arms to Floor: 26.75 Weight: 56 UPS Weight: 84 COM: 0.5 yds

Carton: 26L x 24W x 26H Cube: 9.38 Options: CG50, SW70

Features: N/A Control: N/A

Notes: Seat Folds up for Horizontal Nesting

Sold in 2 pack Only Has received GREENGUARD Certification

Fabric  
-30 Coal  
FreeFlex®

List Price

650.00

A

682.00

B

716.00

C

752.00

R

805.00



★ **83220** Deluxe Armless Titanium Finish Folding Chair with Casters and Ventilated Plastic Wrap Around Back (2 Pack)

Overall Size: 24.5W x 22D x 34H

Seat: 18W x 19D x 2.5T Back: 18.5W x 14.25H Seat Range: 19.25 Fixed

Arms to Floor: N/A Weight: 55 UPS Weight: 66 COM: 0.5 yds

Carton: 24L x 24W x 22H Cube: 7.33 Options: CG50, SW70

Features: N/A Control: N/A

Notes: Seat Folds up for Horizontal Nesting

Sold in 2 pack Only Has received GREENGUARD Certification

Fabric  
-30 Coal  
FreeFlex®

List Price

430.00

A

452.00

B

470.00

C

500.00

R

540.00



★ **84330** Titanium Finish Folding Chair with Arms, Casters and Ventilated Plastic Wrap Around Back (2 Pack)

Overall Size: 24.5W x 22D x 34H

Seat: 18W x 19D x 2.5T Back: 18.5W x 14.25H Seat Range: 19.25 Fixed

Arms to Floor: 26.75 Weight: 55 UPS Weight: 84 COM: 0.5 yds

Carton: 26L x 26W x 24H Cube: 9.38 Options: CG50, SW70

Features: N/A Control: N/A

Notes: Seat Folds up for Horizontal Nesting

Sold in 2 pack Only Has received GREENGUARD Certification

Fabric  
-30 Coal  
FreeFlex®

List Price

470.00

A

492.00

B

516.00

C

540.00

R

580.00



★ **SW72** Soft Wheel Caster (set of 4)

Weight: 2 Cube: 0.2

Designed For: 84540, 82740, 86740, 8640, 84220, 84440, 83220, and 84330

Has achieved GREENGUARD Certification

List: 25.00 (set of 4)



★ NJ In Stock

● GA In Stock



# proline II *Deluxe Folding*



## 81108 Deluxe Beige Finish ProGrid® Seat and Back Folding Chair (2 Pack)

**Overall Size:** 20.25W x 22D x 34.25H  
**Seat:** 17.5W x 18.25D **Back:** 20.25W x 11H **Seat Range:** 17.75 Fixed  
**Arms to Floor:** N/A **Weight:** 29 **UPS Weight:** 33 **COM:** N/A  
**Carton:** 43L x 21W x 7H **Cube:** 3.65 **Options:** N/A  
**Features:** N/A **Control:** N/A  
**Notes:** Sold in 2 pack Only Gangable and Stackable  
 Has received GREENGUARD Certification

Fabric	List Price
ProGrid® Seat and Back	280.00 (2 pack)
<b>400 lbs.</b>	



## ★ 81308 Deluxe Black Finish ProGrid® Seat and Back Folding Chair (2 Pack)

**Overall Size:** 20.25W x 22D x 34.25H  
**Seat:** 17.5W x 18.25D **Back:** 20.25W x 11H **Seat Range:** 17.75 Fixed  
**Arms to Floor:** N/A **Weight:** 29 **UPS Weight:** 33 **COM:** N/A  
**Carton:** 43L x 21W x 7H **Cube:** 3.65 **Options:** N/A  
**Features:** N/A **Control:** N/A  
**Notes:** Sold in 2 pack Only Gangable and Stackable  
 Has received GREENGUARD Certification

Fabric	List Price
ProGrid® Seat and Back	280.00 (2 pack)
<b>400 lbs.</b>	



## 81608 Deluxe Silver Finish ProGrid® Seat and Back Folding Chair (2 Pack)

**Overall Size:** 20.25W x 22D x 34.25H  
**Seat:** 17.5W x 18.25D **Back:** 20.25W x 11H **Seat Range:** 17.75 Fixed  
**Arms to Floor:** N/A **Weight:** 29 **UPS Weight:** 33 **COM:** N/A  
**Carton:** 43L x 21W x 7H **Cube:** 3.65 **Options:** N/A  
**Features:** N/A **Control:** N/A  
**Notes:** Sold in 2 pack Only Gangable and Stackable  
 Has received GREENGUARD Certification

Fabric	List Price
ProGrid® Seat and Back	280.00 (2 pack)
<b>400 lbs.</b>	

Shown: 81608



★ NJ In Stock

★ **CT42R3 (Mahogany) CT42R7 (Cherry) 42" Round Conference Table****Overall Size:** 42W x 42D x 30H**Weight:** 72 **UPS Weight:** NON-UPSable**Carton:** 45L x 45W x 6H **Cube:** 7.03 **Options:** N/A**Notes:****Finish**Mahogany  
or Cherry**List Price**

525.00

★ **CT7236RT3 (Mahogany) CT7236RT7 (Cherry) Six Foot Racetrack Conference Table****Overall Size:** 72W x 36D x 30H**Weight:** 103 **UPS Weight:** NON-UPSable**Carton:** 76L x 40W x 7H **Cube:** 12.31 **Options:** N/A**Notes:****Finish**Mahogany  
or Cherry**List Price**

740.00

★ **CT9642RT3 (Mahogany) CT9642RT7 (Cherry) Eight Foot Racetrack Conference Table****Overall Size:** 96W x 42D x 30H**Weight:** 142 **UPS Weight:** NON-UPSable**Carton:** 100L x 46W x 7H **Cube:** 18.63 **Options:** N/A**Notes:****Finish**Mahogany  
or Cherry**List Price**

900.00

*Laptop Tables***PSN620 (White) PSN625 (Black) Veneer Laptop Table, Adjustable to Five Heights with Chrome Finish Trim and Locking Casters****Overall Size:** 20W x 17D x 36.25H**Top Height:** 36.25 to 28.25 in 5 steps **Top Size:** 20W x 13.75D**Weight:** 17 **UPS Weight:** 18**Carton:** 23L x 20W x 7H **Cube:** 1.86 **Options:** N/A**Notes:****Finish**PSN620 White  
or  
PSN625 Black**List Price**







195.00

**PSN621 (Maple) PSN623 (Mahogany) Veneer Laptop Table, Adjustable to Five Heights with Chrome Finish Trim and Locking Casters****Overall Size:** 20W x 17D x 36.25H**Top Height:** 36.25 to 28.25 in 5 steps **Top Size:** 20W x 13.75D**Weight:** 17 **UPS Weight:** 18**Carton:** 23L x 20W x 7H **Cube:** 1.86 **Options:** N/A**Notes:****Finish**PSN621 Maple  
or  
PSN623  
Mahogany**List Price**

195.00

**PSN627 (Cherry) PSN628 (Espresso) Veneer Laptop Table, Adjustable to Five Heights with Chrome Finish Trim and Locking Casters****Overall Size:** 20W x 17D x 36.25H**Top Height:** 36.25 to 28.25 in 5 steps **Top Size:** 20W x 13.75D**Weight:** 17 **UPS Weight:** 18**Carton:** 23L x 20W x 7H **Cube:** 1.86 **Options:** N/A**Notes:****Finish**PSN627 Cherry  
or  
PSN628  
Espresso**List Price**

195.00

	<p>★ <b>HZN25</b> Desk with Keyboard Tray, Bronze Tempered Glass Top and Black Textured Powder Coated Frame</p> <p><b>Overall Size:</b> 42W x 26D x 30H</p> <p><b>Weight:</b> 64 <b>UPS Weight:</b> 64</p> <p><b>Carton:</b> 43L x 29W x 9H <b>Cube:</b> 6.49 <b>Options:</b> N/A</p> <p><b>Notes:</b> Free Standing or Connect to HZN25L to make L Shape. L Shape Size is 78" x 68". Will Connect Left or Right.</p>	<p><b>Finish</b></p> <p>Black Textured Powder Coat and Bronze Glass</p>	<p><b>List Price</b></p> <p>395.00</p>
	<p>★ <b>HZN25L</b> Desk with 1/4 Round Connector, Bronze Tempered Glass Top and Black Textured Powder Coated Frame</p> <p><b>Overall Size:</b> 52W x 26D x 30H</p> <p><b>Corner Size:</b> 26W x 26D</p> <p><b>Weight:</b> 95 <b>UPS Weight:</b> 95</p> <p><b>Carton:</b> 55L x 32W x 7H <b>Cube:</b> 7.12 <b>Options:</b> N/A</p> <p><b>Notes:</b> Free Standing or Connect to HZN25 to make L Shape. L Shape Size is 78" x 68". Will Connect Left or Right.</p>	<p><b>Finish</b></p> <p>Black Textured Powder Coat and Bronze Glass</p>	<p><b>List Price</b></p> <p>460.00</p>
	<p>★ <b>PRD3060-BLK</b> L Desk with Black Laminate Top and Black Finish Metal Legs. L Section Can Be Installed on Left or Right</p> <p><b>Overall Size:</b> 60W x 65.75D x 29.75H</p> <p><b>Desk Size:</b> 60W x 30D x 29.75H</p> <p><b>Return Size:</b> 35.75W x 20D x 29.75H</p> <p><b>Weight:</b> 106 <b>UPS Weight:</b> 106</p> <p><b>Carton:</b> 64L x 34W x 7H <b>Cube:</b> 8.81 <b>Options:</b> N/A</p> <p><b>Notes:</b> Return Will Connect Left or Right.</p>	<p><b>Finish</b></p> <p>Black Laminate Top and Black Legs</p>	<p><b>List Price</b></p> <p>650.00</p>
	<p>★ <b>PRD3085-BLK</b> Black Mobile File with Hidden Drawer and Casters</p> <p><b>Overall Size:</b> 15.5W x 19.5D x 28H</p> <p><b>Weight:</b> 84 <b>UPS Weight:</b> 84</p> <p><b>Carton:</b> 29L x 25W x 19H <b>Cube:</b> 7.97 <b>Options:</b> N/A</p> <p><b>Notes:</b></p>	<p><b>Finish</b></p> <p>Black Laminate</p>	<p><b>List Price</b></p> <p>425.00</p>
	<p>★ <b>PRD3060-WH</b> L Desk with White Laminate Top and White Finish Metal Legs. L Section Can Be Installed on Left or Right</p> <p><b>Overall Size:</b> 60W x 65.75D x 29.75H</p> <p><b>Desk Size:</b> 60W x 30D x 29.75H</p> <p><b>Return Size:</b> 35.75W x 20D x 29.75H</p> <p><b>Weight:</b> 106 <b>UPS Weight:</b> 106</p> <p><b>Carton:</b> 64L x 34W x 7H <b>Cube:</b> 8.81 <b>Options:</b> N/A</p> <p><b>Notes:</b> Return Will Connect Left or Right.</p>	<p><b>Finish</b></p> <p>White Laminate Top and White Legs</p>	<p><b>List Price</b></p> <p>650.00</p>
	<p>★ <b>PRD3085-WH</b> White Mobile File with Hidden Drawer and Casters</p> <p><b>Overall Size:</b> 15.5W x 19.5D x 28H</p> <p><b>Weight:</b> 84 <b>UPS Weight:</b> 84</p> <p><b>Carton:</b> 29L x 25W x 19H <b>Cube:</b> 7.97 <b>Options:</b> N/A</p> <p><b>Notes:</b></p>	<p><b>Finish</b></p> <p>White Laminate</p>	<p><b>List Price</b></p> <p>425.00</p>



 **work smart**



**Shown:**  
**OPH61606-EC3**  
**ECH31826-EC3**  
**ECH51196-EC3**


**33320 Mid Back Dual Function Ergonomic Chair with Ratchet Back Height Adjustment without Arms**
**Overall Size:** 20W x 20.5D x 39.25H

**Seat:** 20W x 18.25D x 2.25T **Back:** 16.75W x 17H x 2.75T **Seat Range:** 17.5-21

**Arms to Floor:** N/A **Weight:** 41 **UPS Weight:** 42 **COM:** 1.0 yds

**Carton:** 24L x 24W x 14H **Cube:** 4.66 **Options:** CG50, SW70

**Features:** 1, 2, 4, 11 **Control:** Dual Function

**Notes:**
*Has received GREENGUARD Certification*

Fabric	List Price
-30 Coal FreeFlex®	300.00
A	315.00
B	332.00
C	350.00
R	375.00


**33327 Mid Back Dual Function Ergonomic Chair with Ratchet Back Height Adjustment and Height and Width Adjustable Arms**
**Overall Size:** 24.25W x 20.5D x 39.25H

**Seat:** 20W x 18.25D x 2.25T **Back:** 16.75W x 17H x 2.75T **Seat Range:** 17.5-21

**Arms to Floor:** 23.5 **Weight:** 49 **UPS Weight:** 49 **COM:** 1.0 yds

**Carton:** 24L x 24W x 14H **Cube:** 4.66 **Options:** CG50, SW70

**Features:** 1, 2, 4, 11 **Control:** Dual Function

**Notes:**
*Has received GREENGUARD Certification*

Fabric	List Price
-30 Coal FreeFlex®	385.00
A	400.00
B	417.00
C	435.00
R	460.00


**33340 High Back Dual Function Ergonomic Chair with Ratchet Back Height Adjustment without Arms**
**Overall Size:** 20W x 20.5D x 42.25H

**Seat:** 20W x 18.25D x 2.25T **Back:** 17.25W x 20H x 2.75T **Seat Range:** 17.5-21

**Arms to Floor:** N/A **Weight:** 42 **UPS Weight:** 47 **COM:** 1.0 yds

**Carton:** 27L x 24W x 14H **Cube:** 5.25 **Options:** CG50, SW70

**Features:** 1, 2, 4, 11 **Control:** Dual Function

**Notes:**
*Has received GREENGUARD Certification*

Fabric	List Price
-30 Coal FreeFlex®	320.00
A	335.00
B	352.00
C	372.00
R	400.00


**33347 High Back Dual Function Ergonomic Chair with Ratchet Back Height Adjustment and Height and Width Adjustable Arms**
**Overall Size:** 24.25W x 20.5D x 42.25H

**Seat:** 20W x 18.25D x 2.25T **Back:** 17.25W x 20H x 2.75T **Seat Range:** 17.5-21

**Arms to Floor:** 23.5 **Weight:** 50 **UPS Weight:** 50 **COM:** 1.0 yds

**Carton:** 27L x 24W x 14H **Cube:** 5.25 **Options:** CG50, SW70

**Features:** 1, 2, 4, 11 **Control:** Dual Function

**Notes:**
*Has received GREENGUARD Certification*

Fabric	List Price
-30 Coal FreeFlex®	405.00
A	420.00
B	437.00
C	453.00
R	490.00


**36420 Dual Function Ergonomic Chair with Back Height Adjustment**
**Overall Size:** 18.5W x 23D x 44H

**Seat:** 18.5W x 17.75D x 3.5T **Back:** 16W x 18.5H x 2.75T **Seat Range:** 15.25-20.5

**Arms to Floor:** N/A **Weight:** 38 **UPS Weight:** 42 **COM:** 0.8 yds

**Carton:** 24L x 24W x 14H **Cube:** 4.66 **Options:** CG50, SW70

**Features:** 1, 2, 4, 11 **Control:** Dual Function

**Notes:**
*Has received GREENGUARD Certification*

Fabric	List Price
A	270.00
B	285.00
C	305.00
R	338.00


**36427 Dual Function Ergonomic Chair with Back Height Adjustment and Height Adjustable Arms**
**Overall Size:** 24.5W x 23D x 44H

**Seat:** 18.5W x 17.75D x 3.5T **Back:** 16W x 18.5H x 2.75T **Seat Range:** 15.25-20.5

**Arms to Floor:** 24.25 **Weight:** 45 **UPS Weight:** 45 **COM:** 0.8 yds

**Carton:** 24L x 24W x 14H **Cube:** 4.66 **Options:** CG50, SW70

**Features:** 1, 2, 4, 11 **Control:** Dual Function

**Notes:**
*Has received GREENGUARD Certification*

Fabric	List Price
A	355.00
B	370.00
C	390.00
R	423.00



★ **8180 Sculptured Ergonomic Managers Chair with Adjustable Arms**

**Overall Size:** 25W x 23.5D x 41.25H  
**Seat:** 18.5W x 18.25D x 3T **Back:** 17W x 15.5H x 3T **Seat Range:** 18 -23  
**Arms to Floor:** 24.5 **Weight:** 41 **UPS Weight:** 42 **COM:** 0.8 yds  
**Carton:** 24L x 24W x 14H **Cube:** 4.66 **Options:** CG50, SW70, SK1, SK5  
**Features:** 1, 2, 4, 10 **Control:** Multi-Task  
**Notes:** ★ -231 available in NJ only  
 Has received GREENGUARD Certification

Fabric	List Price
A	295.00
B	310.00
C	334.00
R	360.00



★ **2907 High Back Multi Function Ergonomic Chair with Ratchet Back Height Adjustment and 2-Way Adjustable Arms**

**Overall Size:** 25W x 25.25D x 32.25H  
**Seat:** 20.25W x 20.5D x 4.5T **Back:** 20W x 25.25H x 4.25T **Seat Range:** 17.75 -21.5  
**Arms to Floor:** 25.25 **Weight:** 62 **UPS Weight:** 62 **COM:** 2.0 yds  
**Carton:** 29L x 26W x 15H **Cube:** 6.54 **Options:** CG50, SW70  
**Features:** 1, 2, 4, 8, 13 **Control:** Multi Function  
**Notes:** ★ -231 available in NJ only  
 Has received GREENGUARD Certification

Fabric	List Price
A	460.00
B	485.00
C	520.00
R	560.00



★ **3121 Mid Back 2-to-1 Synchro Tilt Ergonomic Chair with 2-Way Adjustable Soft Padded Arms and Molded Foam**

**Overall Size:** 27.25W x 25.25D x 41.5H  
**Seat:** 20.5W x 19D x 3.5T **Back:** 19.5W x 21H x 3.5T **Seat Range:** 18.5 -22.25  
**Arms to Floor:** 24.75 **Weight:** 46 **UPS Weight:** 53 **COM:** 1.0 yds  
**Carton:** 29L x 25W x 14H **Cube:** 5.87 **Options:** CG50, SW70  
**Features:** 1, 4, 7, 8, 9 **Control:** 2-to-1 Synchro Tilt  
**Notes:** ★ -231 available in NJ only  
 Has received GREENGUARD Certification

Fabric	List Price
A	350.00
B	370.00
C	398.00
R	425.00



**3121FB Mid Back 2-to-1 Synchro Tilt Ergonomic Chair with 2-Way Adjustable Soft Padded Arms and Molded Foam**

**Overall Size:** 27.25W x 25.25D x 41.5H  
**Seat:** 20.5W x 19D x 3.5T **Back:** 19.5W x 21H x 3.5T **Seat Range:** 18.5 -22.25  
**Arms to Floor:** 24.75 **Weight:** 46 **UPS Weight:** 53 **COM:** 1.0 yds  
**Carton:** 29L x 25W x 14H **Cube:** 5.87 **Options:** CG50, SW70  
**Features:** 1, 4, 7, 8, 9 **Control:** 2-to-1 Synchro Tilt  
**Notes:**  
 Has received GREENGUARD Certification

Fabric	List Price
A	365.00
B	385.00
C	428.00
R	455.00



**3121TB Cal 133 Compliant Mid Back 2-to-1 Synchro Tilt Ergonomic Chair with 2-Way Adjustable Soft Padded Arms and Molded Foam**

**Chair Specs:** See 3121 above  
**The 3121TB is available in the Following limited fabric selection**  
**A Grade:** Icon, Diamond and Festival  
**B Grade:** Legend and Pleasure Suede  
**C Grade:** Gauge and Mime  
**Notes:**  
 Has received GREENGUARD Certification

Fabric	List Price
A	540.00
B	600.00
C	670.00



**43891 Mid Back Multi Function Chair with Ratchet Back Height Adjustment, Fabricated Back, Seat Slider and 2-Way Adjustable Arms**

**Overall Size:** 29W x 27.25D x 45H  
**Seat:** 20W x 20D x 3.5T **Back:** 19W x 19H x 3.5T **Seat Range:** 18 -21.25  
**Arms to Floor:** 25.25 **Weight:** 57 **UPS Weight:** 57 **COM:** 1.75 yds  
**Carton:** 27L x 25W x 15H **Cube:** 5.85 **Options:** CG50, SW70  
**Features:** 1, 2, 4, 8, 13 **Control:** Multi Function  
**Notes:** This Chair Has **Seat Slider and Forward Pitch. REPLACES 43801**  
 Has received GREENGUARD Certification

Fabric	List Price
A	450.00
B	475.00
C	510.00
R	550.00



★ **43808** Multi Function Ergonomic Chair with Ratchet Back and Adjustable Soft Padded Arms

Overall Size: 25W x 25.5D x 34.25H

Seat: 20W x 20D x 3.5T Back: 19W x 19H x 3.5T Seat Range: 17.5 -21

Arms to Floor: 25.5 Weight: 53 UPS Weight: 53 COM: 1.25 yds

Carton: 27L x 25W x 15H Cube: 5.85 Options: CG50, SW70, SK1, SK5

Features: 1, 2, 4, 8, 13 Control: Multi Function

Notes:

Has received GREENGUARD Certification



Fabric	List Price
A	415.00
B	438.00
C	470.00
R	510.00



★ **43819** Multi Function Ergonomic Chair with Ratchet Back and Adjustable Soft Padded Arms

Overall Size: 26.5W x 25.5D x 38.25H

Seat: 20W x 20D x 3.5T Back: 19W x 23H x 3.5T Seat Range: 18 -21.25

Arms to Floor: 25.5 Weight: 55 UPS Weight: 55 COM: 1.75 yds

Carton: 27L x 25W x 15H Cube: 5.85 Options: CG50, SW70

Features: 1, 2, 4, 8, 13 Control: Multi Function

Notes: ★ -231 available in NJ only

Has received GREENGUARD Certification



Fabric	List Price
A	445.00
B	470.00
C	505.00
R	560.00



★ **43998** Dual Function Ergonomic Chair with Seat Slider, Ratchet Back and Adjustable Soft Padded Arms

Overall Size: 26.5W x 25.5D x 38.25H

Seat: 20W x 20D x 3.5T Back: 19W x 23H x 3.5T Seat Range: 17.5 -21

Arms to Floor: 25.5 Weight: 55 UPS Weight: 55 COM: 1.75 yds

Carton: 27L x 25W x 15H Cube: 5.85 Options: CG50, SW70

Features: 1, 2, 4, 11 Control: Dual Function

Notes: Seat Slider. ★ -231 available in NJ only

Has received GREENGUARD Certification



Fabric	List Price
A	465.00
B	490.00
C	525.00
R	570.00

## Executive Ergonomic Leather



★ **EC4300** Professional Dual Function Ergonomic High Back Eco Leather Chair with Height Adjustable Padded Arms

Overall Size: 27.25W x 27.5D x 49H

Seat: 20.25W x 19.5D x 5T Back: 20.5W x 26.25H x 5T Seat Range: 18 -21.5

Arms to Floor: 25.25 Weight: 56 UPS Weight: 64 COM: N/A

Carton: 31L x 25W x 16H Cube: 7.17 Options: CG50, SW70

Features: 1, 2, 4, 11 Control: Dual Function

Notes:

Has received GREENGUARD Certification

Fabric	List Price
Eco Leather -EC3 Black -EC4 Burgundy	450.00



★ **EC4350** Deluxe Multi Function Ergonomic High Back Eco Leather Chair with Ratchet Back Height and 2-Way Adjustable Arms

Overall Size: 27.25W x 26D x 48.5H

Seat: 20.25W x 19.5D x 5T Back: 20.5W x 26.25H x 5T Seat Range: 18 -21.5

Arms to Floor: 24.5 Weight: 63 UPS Weight: 63 COM: N/A

Carton: 29L x 26W x 15H Cube: 6.54 Options: CG50, SW70

Features: 1, 2, 4, 8, 13 Control: Multi Function

Notes:

Has received GREENGUARD Certification

Fabric	List Price
Eco Leather -EC3 Black	475.00

## Pneumatic Task Chairs



★ **SC117** Basic Task Chair

Overall Size: 19.5W x 21.5D x 38H

Seat: 18W x 17D x 2.5T Back: 16W x 10.5H x 2T Seat Range: 16.75 -22.5

Arms to Floor: N/A Weight: 22 UPS Weight: 26 COM: 0.8 yds

Carton: 29L x 21W x 8H Cube: 2.81 Options: 07, CG50, SW70, SK1, SK5

Features: 1, 2, 3, 4 Control: Pneumatic

Notes: REPLACES SC50T

Has received GREENGUARD Certification

Fabric	List Price
A	140.00
B	148.00
C	156.00
R	168.00

★ NJ In Stock

● GA In Stock



**33101** Deluxe Task Chair with Ratchet Back Height Adjustment without Arms

Overall Size: 20W x 23.25D x 41.5H

Seat: 20W x 18.25D x 2.25T Back: 16.75W x 17H x 2.75T Seat Range: 18.75 -24

Arms to Floor: N/A Weight: 33 UPS Weight: 40 COM: 1.0 yds

Carton: 24L x 23W x 14H Cube: 4.47 Options: 07, CG50, SW70, SK1, SK5

Features: 1, 2, 3, 4 Control: Pneumatic

Notes:

Has received GREENGUARD Certification

**Fabric****List Price**

-30 FreeFlex®

260.00

A

275.00

B

290.00

C

305.00

R

330.00

**33107** Deluxe Task Chair with Ratchet Back Height Adjustment and Height and Width Adjustable Arms

Overall Size: 24.25W x 23.25D x 41.5H

Seat: 20W x 18.25D x 2.25T Back: 16.75W x 17H x 2.75T Seat Range: 18.75 -24

Arms to Floor: N/A Weight: 41 UPS Weight: 41 COM: 1.0 yds

Carton: 24L x 23W x 14H Cube: 4.47 Options: CG50, SW70, SK1, SK5

Features: 1, 2, 3, 4 Control: Pneumatic

Notes:

Has received GREENGUARD Certification

**Fabric****List Price**

-30 Coal

FreeFlex®

345.00

A

360.00

B

375.00

C

390.00

R

415.00

★ **8120** Sculptured Task Chair

Overall Size: 20W x 23.25D x 40H

Seat: 18.5W x 18.25D x 3T Back: 17W x 15.5H x 3T Seat Range: 17.25 -22.25

Arms to Floor: N/A Weight: 29 UPS Weight: 35 COM: 0.8 yds

Carton: 24L x 23W x 12H Cube: 3.83 Options: 07, CG50, SW70, SK1, SK5

Features: 1, 2, 3, 4 Control: Pneumatic

Notes: ★ -231 available in NJ only

Has received GREENGUARD Certification

**Fabric****List Price**

A

220.00

B

232.00

C

245.00

R

265.00

**SC3014** Contemporary Task Chair with Lumbar Support

Overall Size: 19.5W x 24.25D x 40H

Seat: 19.5W x 19D x 4T Back: 17.25W x 17H x 3.5T Seat Range: 17.25 -22.25

Arms to Floor: N/A Weight: 30 UPS Weight: 39 COM: 0.8 yds

Carton: 24L x 24W x 13H Cube: 4.33 Options: CG50, SW70

Features: 1, 2, 3, 4 Control: Pneumatic

Notes:

Has received GREENGUARD Certification

**Fabric****List Price**

A

220.00

B

232.00

C

245.00

R

265.00

**DH3400** Contemporary Task Chair with Flex Back

Overall Size: 22.25W x 24.5D x 42H

Seat: 20W x 19.25D x 2.25T Back: 17.75W x 18.5H x 2.5T Seat Range: 15.75-19.25

Arms to Floor: N/A Weight: 31 UPS Weight: 46 COM: 0.8 yds

Carton: 25L x 25W x 14H Cube: 5.06 Options: CG50, SW70, SK1, SK5

Features: 1, 2, 3, 4, 12 Control: Pneumatic

Notes:

Has received GREENGUARD Certification

**Fabric****List Price**

A

250.00

B


265.00

C

280.00

R

300.00

◆ **SC59** Task Chair with Saddle Seat and Contemporary Loop Arms

Overall Size: 25.25W x 22.5D x 40H

Seat: 19.5W x 18D x 3T Back: 17.25W x 18H x 2.5T Seat Range: 18 -22.25

Arms to Floor: 25 Weight: 32 UPS Weight: 32 COM: 1.25 yds

Carton: 24L x 22W x 11H Cube: 3.36 Options: CG50, SW70

Features: 1, 4, 5, 8, 9 Control: Locking Tilt

Notes:

**Fabric****List Price**

A

210.00

B

222.00

C

235.00

**200 lbs.**



- ★ **SC66** Task Chair with Saddle Seat and Height Adjustable Soft Padded Arms
- Overall Size: 28W x 23.5D x 40H  
 Seat: 19.5W x 18D x 3T Back: 17.75W x 18H x 2.5T Seat Range: 18 -22.25  
 Arms to Floor: 25.5 Weight: 37 UPS Weight: 39 COM: 1.75 yds  
 Carton: 25L x 23W x 13H Cube: 4.32 Options: CG50, SW70  
 Features: 1, 4, 5, 8, 9 Control: Locking Tilt  
 Notes: ★ -231 available in NJ only



**Fabric**

A  
B  
C

**200 lbs.**

**List Price**

265.00  
280.00  
300.00

## Specialty Seating



- KCM1420** Ergonomically Designed Knee Chair with Casters and Memory Foam
- Overall Size: 17W x 25.25D x 20.5H  
 Seat: 17W x 12.5D x 2.5T Knee Pads: 16.5W x 10.5D x 2.5T Seat Range: 20.5 -28  
 Arms to Floor: N/A Weight: 20 UPS Weight: 21 COM: N/A  
 Carton: 26L x 19W x 8H Cube: 2.28 Options: N/A  
 Features: N/A Control: Manual  
 Notes:

**Fabric**

-3 Black

**List Price**

170.00



- KCM1425** Ergonomically Designed Knee Chair with 5 Star Base, Casters and Memory Foam
- Overall Size: 17W x 22.25D x 22.5H  
 Seat: 17W x 13.75D x 3.5T Knee Pad: 16.5W x 12.5H x 3.25T  
 Seat Range: 18.5 -23 Weight: 20 UPS Weight: 27 COM: N/A  
 Carton: 22L x 21W x 11H Cube: 2.94 Options: N/A  
 Features: 1, 4 Control: Pneumatic  
 Notes:

**Fabric**

-3 Black

**List Price**

218.00



- KCW773/KCW778** Ergonomically Designed Mahogany Finished Wood Knee Chair with Casters and Memory Foam
- Overall Size: 17W x 31D x 25H  
 Seat: 17W x 12.25D x 2.5T Knee Pad: 18.25W x 10.5H x 2.5T Seat Range: 22 -25  
 Arms to Floor: N/A Weight: 19 UPS Weight: 20 COM: N/A  
 Carton: 26L x 18W x 8H Cube: 2.16 Options: N/A  
 Features: N/A Control: Manual  
 Notes:

**Fabric**

KCW773-3  
Black/  
Mahogany

KCW778-3  
Black/  
Espresso

**List Price**

230.00



- ST52050C** Armless Task Chair with Faux Leather and Chrome Finish Base
- Overall Size: 20W x 25D x 36H  
 Seat: 19W x 20D Back: 19W x 16H x 4T Seat Range: 18 - 21.75  
 Weight: 26 UPS Weight: 34 COM: N/A  
 Carton: 25L x 24W x 11H Cube: 3.8 Options: N/A  
 Features: 1, 4, 5 Control: Pneumatic Only  
 Notes:

**Fabric**

-U6 Black  
-U9 Red  
-U11 White

**NEW**

**List Price**

225.00



- ST52052CA** Task Chair with Faux Leather, Chrome Finish Base and Padded Arms
- Overall Size: 20W x 25D x 36.75H  
 Seat: 19W x 20D Back: 19W x 16H x 4T Seat Range: 18 - 21.75  
 Weight: 29 UPS Weight: 34 COM: N/A  
 Carton: 25L x 24W x 11H Cube: 3.8 Options: N/A  
 Features: 1, 4, 5, 8, 9 Control: Locking Tilt  
 Notes:

**Fabric**

-U1 Espresso  
-U6 Black  
-U28 Cream

**NEW**

**List Price**

270.00

	<p>★ <b>FL3830C</b> Mid Back Armless Faux Leather Office Chair, Chrome Finish</p> <p>● Base and Accents</p> <p>Overall Size: 22.5W x 23.25D x 40H  Seat: 18.5W x 18D Back: 17.75W x 18H x .5T Seat Range: 18.75 - 22.25  Weight: 33 UPS Weight: 52 COM: N/A  Carton: 14L x 30W x 24H Cube: 5.83 Options: N/A  Features: 1, 4, 5, 8, 9 Control: Locking Tilt  Notes:</p>	<p><b>Fabric</b></p> <p>Faux Leather  -U2 Chocolate  -U6 Black  -U11 White</p>	<p><b>Updated List Price</b></p> <p>300.00</p>
	<p>★ <b>FL3836C</b> Mid Back Faux Leather Office Chair with Arms, Chrome Finish</p> <p>● Base and Accents</p> <p>Overall Size: 22.5W x 23.25D x 40H  Seat: 18.5W x 18D Back: 17.75W x 18H x .5T Seat Range: 18.75 - 22.25  Arms to Floor: 26.5 Weight: 35 UPS Weight: 58 COM: N/A  Carton: 31L x 24W x 15H Cube: 6.22 Options: N/A  Features: 1, 4, 5, 8, 9 Control: Locking Tilt  Notes:</p>	<p><b>Fabric</b></p> <p>Faux Leather  -U2 Chocolate  -U6 Black  -U11 White</p>	<p><b>Updated List Price</b></p> <p>325.00</p>
	<p><b>DOR24C</b> Dorado Desk Chair with Casters, Chrome Finish Legs and Accents - Sold in Single Pack</p> <p>Overall Size: 24.5W x 22.5D x 35.5H  Seat: 17W x 17.5D Back: 17W x 23H x 1T Seat Range: 18 Fixed  Arms to Floor: 26 Weight: 20 UPS Weight: 68 COM: N/A  Carton: 25L x 24W x 22H Cube: 7.63 Options: N/A  Features: N/A Control: N/A  Notes: <b>Pricing Reflects Single Pack</b></p>	<p><b>Fabric</b></p> <p>-ES Espresso  -BK Black  -WH White  -RD Red</p> <p><b>NEW</b></p>	<p><b>List Price</b></p> <p>270.00</p>
	<p><b>DOR242C</b> Dorado Desk Chair with Casters, Chrome Finish Legs and Accents - Sold in 2 Pack</p> <p>Overall Size: 24.5W x 22.5D x 35.5H  Seat: 17W x 17.5D Back: 17W x 23H x 1T Seat Range: 18 Fixed  Arms to Floor: 26 Weight: 38 UPS Weight: 74 COM: N/A  Carton: 26L x 24W x 23H Cube: 8.3 Options: N/A  Features: N/A Control: N/A  Notes: <b>Pricing Reflects 2 Pack</b></p>	<p><b>Fabric</b></p> <p>-ES Espresso  -BK Black  -WH White  -RD Red</p> <p><b>NEW</b></p>	<p><b>List Price</b></p> <p>520.00</p>
	<p>★ <b>DOR26</b> Dorado Office Chair with Fixed Padded Arms and Chrome Finish</p> <p>Base and Accents</p> <p>Overall Size: 17W x 31D x 37.75H  Seat: 17.5W x 16.5D Back: 16.75W x 18H x 1T Seat Range: 18 -22  Arms to Floor: 23.5 Weight: 28 UPS Weight: 31 COM: N/A  Carton: 25L x 24W x 10H Cube: 3.47 Options: N/A  Features: 1, 4, 5, 8, 9 Control: Locking Tilt  Notes:</p>	<p><b>Fabric</b></p> <p>-ES Espresso  -BK Black  -WH White  -RD Red</p>	<p><b>List Price</b></p> <p>250.00</p>





**TND941A** Trinidad Office Chair with Fixed Padded Arms and Chrome Finish Base and Accents

Overall Size: 21.75W x 22.25D x 40.25H  
 Seat: 18.25W x 16D Back: 18.25W x 19.25H Seat Range: 17.5 - 22.5  
 Arms to Floor: 26.75 Weight: 32 UPS Weight: 59 COM: N/A  
 Carton: 31L x 23W x 16H Cube: 6.60 Options: N/A  
 Features: 1, 4, 5, 8, 9 Control: Locking Tilt  
 Notes:

**QUICK ASSEMBLY**

Fabric	List Price
-ES Espresso	345.00
-BK Black	
-WH White	
-RD Red	
-CRM Cream	



**TND945A** Trinidad Visitors Chair with Fixed Padded Arms and Chrome Finish Base and Accents

Overall Size: 22W x 22.5D x 36.25H  
 Seat: 18.25W x 14.75D Back: 16W x 19.5H Seat Range: 17.25 Fixed  
 Arms to Floor: 27 Weight: 28 UPS Weight: 97 COM: N/A  
 Carton: 37L x 23W x 22H Cube: 10.83 Options: N/A  
 Features: N/A Control: N/A  
 Notes:

**NO ASSEMBLY REQUIRED**

Fabric	List Price
-ES Espresso	370.00
-BK Black	
-WH White	
-RD Red	
-CRM Cream	

*Executive Seating - Fabric*



★ **41572** High Back Executive Chair with Ratchet Back and Adjustable Arms

Overall Size: 27W x 24.5D x 43.5H  
 Seat: 20W x 20.5D x 4T Back: 18.5W x 24H x 3T Seat Range: 18.5 - 22  
 Arms to Floor: 26 Weight: 53 UPS Weight: 53 COM: 1.25 yds  
 Carton: 26L x 26W x 15H Cube: 5.86 Options: CG50, SW70  
 Features: 1, 4, 7, 8, 9 Control: 3 Position Locking 2-to-1 Synchro Tilt  
 Notes: ★ -231 available in NJ only

Has received GREENGUARD Certification

Fabric	List Price
A	365.00
B	385.00
C	415.00
R	460.00



★ **41573** Mid Back Executive Chair with Ratchet Back and Adjustable Arms

Overall Size: 27W x 24.5D x 40.5H  
 Seat: 20W x 20.5D x 4T Back: 18.5W x 20.5H x 3T Seat Range: 18.5 - 22  
 Arms to Floor: 26 Weight: 50 UPS Weight: 51 COM: 1.25 yds  
 Carton: 26L x 25W x 15H Cube: 5.64 Options: CG50, SW70  
 Features: 1, 4, 7, 8, 9 Control: 3 Position Locking 2-to-1 Synchro Tilt  
 Notes: ★ -231 available in NJ only

Has received GREENGUARD Certification

Fabric	List Price
A	338.00
B	355.00
C	382.00
R	425.00



★ **41575** Matching Executive Guest Chair to 41572 and 41573

Overall Size: 24W x 23D x 36.5H  
 Seat: 19W x 20.5D x 4T Back: 18W x 20H x 3T Seat Range: 19.5 Fixed  
 Arms to Floor: 26.25 Weight: 27 UPS Weight: 54 COM: 1.25 yds  
 Carton: 36L x 24W x 12H Cube: 6.0 Options: N/A  
 Features: N/A Control: N/A  
 Notes: ★ -231 available in NJ only

Has received GREENGUARD Certification

Fabric	List Price
A	225.00
B	238.00
C	255.00
R	285.00



★ **EX2651** Executive Mid Back Managers Chair with C style Arms

Overall Size: 26W x 27D x 41H  
 Seat: 21W x 20D x 4T Back: 21W x 21H x 4T Seat Range: 19.25 - 23.5  
 Arms to Floor: 27.75 Weight: 40 UPS Weight: 53 COM: 1.75 yds  
 Carton: 30L x 26W x 13H Cube: 5.86 Options: CG50, SW70  
 Features: 1, 4, 5, 8, 9 Control: Locking Tilt  
 Notes: ★ -231 available in NJ only

Fabric	List Price
A	290.00
B	305.00
C	330.00
R	365.00



★ **EX2654** Executive High Back Managers Chair with C style Arms

Overall Size: 26W x 27D x 45H  
 Seat: 21W x 20D x 4T Back: 21W x 25H x 4T Seat Range: 19.25 -23.5  
 Arms to Floor: 27.75 Weight: 43 UPS Weight: 53 COM: 1.75 yds  
 Carton: 30L x 26W x 13H Cube: 5.86 Options: CG50, SW70  
 Features: 1, 4, 5, 8, 9 Control: Locking Tilt  
 Notes: ★ -231 available in NJ only

## Fabric

## List Price

A	320.00
B	338.00
C	365.00
R	400.00

★ **EX2655** Matching Conference/Visitors Chair to EX2654 and EX2651

Overall Size: 26W x 27D x 35H  
 Seat: 21W x 20D x 4T Back: 21W x 21H x 4T Seat Range: 19 Fixed  
 Arms to Floor: 27.75 Weight: 35 UPS Weight: 43 COM: 1.75 yds  
 Carton: 25L x 22W x 15H Cube: 4.77 Options: N/A  
 Features: N/A Control: N/A  
 Notes: ★ -231 available in NJ only

## Fabric

## List Price

A	265.00
B	280.00
C	300.00
R	335.00

★ **EX3301** Managers Chair with Loop Arms

Overall Size: 22.5W x 25.5D x 38.25H  
 Seat: 20.5W x 20.75D x 4.25T Back: 20W x 17H x 3.5T Seat Range: 17.25 -21  
 Arms to Floor: 26.25 Weight: 31 UPS Weight: 39 COM: 1.0 yds  
 Carton: 24L x 24W x 13H Cube: 4.33 Options: CG50, SW70  
 Features: 1, 4, 5, 8, 9 Control: Locking Tilt  
 Notes:

## Fabric

## List Price

A	198.00
B	210.00
C	225.00
R	250.00

★ **EX3302** Matching Conference/Visitors Chair to EX3301

Overall Size: 21.75W x 25D x 34.5H  
 Seat: 20.5W x 20.75D x 4.25T Back: 20W x 17H x 3.5T Seat Range: 18.25 Fixed  
 Arms to Floor: 26.25 Weight: 27 UPS Weight: 36 COM: 1.0 yds  
 Carton: 27L x 23W x 11H Cube: 3.95 Options: N/A  
 Features: N/A Control: N/A  
 Notes:

## Fabric

## List Price

A	165.00
B	175.00
C	188.00
R	210.00

## Executive Seating - Big Mans

★ **EX1098-3M** Executive Big Mans Chair with Mesh Seat and Back, Padded Height Adjustable Arms and Chrome Base. Supports up to 350 lbs.

Overall Size: 27.5W x 28.75D x 45H  
 Seat: 21.5W x 19D x 5T Back: 22W x 23.25H x 4.5T Seat Range: 20.75 -24.25  
 Arms to Floor: 26.5 Weight: 67 UPS Weight: 67 COM: N/A  
 Carton: 31L x 27W x 15H Cube: 7.26 Options: CG50, SW70  
 Features: 1, 4, 5, 8, 9 Control: Locking Tilt  
 Notes:

## Frame/Fabric

## List Price

-3M Chrome/ Mesh	500.00
---------------------	--------

**Big & Tall  
350 lbs.**

★ **EC1283C-EC3** Executive Eco Leather Big Mans Chair with Padded Loop Arms and Chrome Base. Supports up to 350 lbs

Overall Size: 27.75W x 31D x 46.5H  
 Seat: 23W x 19.5D x 4.5T Back: 22W x 24H x 4.5T Seat Range: 19.75 -23.5  
 Arms to Floor: 27.75 Weight: 68 UPS Weight: 71 COM: N/A  
 Carton: 34L x 27W x 15H Cube: 7.96 Options: CG50, SW70  
 Features: 1, 4, 5, 8, 9 Control: Locking Tilt  
 Notes:

## Frame/Fabric

## List Price

-EC3 Chrome/ Black Eco Leather	550.00
--------------------------------------	--------

**Big & Tall  
350 lbs.**



**ECH12801-EC1** Espresso Eco Leather Big Mans Chair with Coated Padded Loop Arms and Cocoa Metal Base. Supports up to 350 lbs

Overall Size: 28.75W x 29.25D x 46.25H  
 Seat: 22.5W x 21.75D x 5.75T Back: 22.25W x 31.5H x 5.75T Seat Range: 19 -22.25  
 Arms to Floor: 27.75 Weight: 60 UPS Weight: 83 COM: N/A  
 Carton: 33L x 27W x 18H Cube: 9.28 Options: CG50, SW70  
 Features: 1, 4, 5, 8, 9 Control: Locking Tilt  
 Notes:

**Frame/Fabric**

-EC1 Cocoa/  
Espresso Eco  
Leather

**Big & Tall**  
**350 lbs.**

**List Price**

550.00

## Executive Seating - Eco Leather



★ **EC3393** Eco Leather Executive Chair

Overall Size: 23W x 25D x 40.75H  
 Seat: 19W x 19D x 3T Back: 19W x 23H x 3T Seat Range: 16.75 -20.5  
 Arms to Floor: 24 Weight: 32 UPS Weight: 35 COM: N/A  
 Carton: 25L x 24W x 11H Cube: 3.81 Options: CG50, SW70  
 Features: 1, 4, 5, 8, 9 Control: Locking Tilt  
 Notes:

**Fabric**

Eco Leather  
-EC3 Black

**List Price**

200.00



★ **EC22070** High Back Eco Leather Executive Chair

Overall Size: 26.5W x 27D x 45.5H  
 Seat: 21W x 18.5D x 3T Back: 21W x 25.5H x 5T Seat Range: 17.5 -21.5  
 Arms to Floor: 25 Weight: 38 UPS Weight: 52 COM: N/A  
 Carton: 30L x 24W x 14H Cube: 5.83 Options: CG50, SW70  
 Features: 1, 4, 5, 8, 9 Control: Locking Tilt  
 Notes:

**Fabric**

Eco Leather  
-EC3 Black

**List Price**

265.00



★ **EC9230** High Back Eco Leather Executive Chair with Padded Arms

Overall Size: 25W x 29D x 45.25H  
 Seat: 20W x 19D x 4T Back: 20.5W x 25.5H x 4T Seat Range: 17.75 -21.5  
 Arms to Floor: 27.5 Weight: 42 UPS Weight: 61 COM: N/A  
 Carton: 32L x 26W x 14H Cube: 6.74 Options: CG50, SW70  
 Features: 1, 4, 5, 8, 9 Control: Locking Tilt  
 Notes: REPLACES EC1220

**Fabric**

Eco Leather  
-EC3 Black

**List Price**

325.00



★ **EC9231** Mid Back Eco Leather Executive Chair with Padded Arms

Overall Size: 24W x 28.75D x 41.5H  
 Seat: 20W x 19D x 4T Back: 20W x 21.5H x 4T Seat Range: 17.75 -21.5  
 Arms to Floor: 27.5 Weight: 39 UPS Weight: 52 COM: N/A  
 Carton: 28L x 24W x 15H Cube: 5.83 Options: CG50, SW70  
 Features: 1, 4, 5, 8, 9 Control: Locking Tilt  
 Notes: REPLACES EC1221

**Fabric**

Eco Leather  
-EC3 Black

**List Price**

300.00



★ **EC9235** Eco Leather Visitors Chair with Padded Arms and Sled Base

Overall Size: 24.5W x 26.5D x 38.25H  
 Seat: 20W x 19D x 4T Back: 20W x 21.25H x 4T Seat Range: 18.5 Fixed  
 Arms to Floor: 28 Weight: 36 UPS Weight: 48 COM: N/A  
 Carton: 28L x 22W x 15H Cube: 5.34 Options: N/A  
 Features: N/A Control: N/A  
 Notes: REPLACES EC1225

**Fabric**

Eco Leather  
-EC3 Black

**List Price**

280.00



★ **EC6582** Executive High Back Eco Leather Chair with Two Tone Stitching

Overall Size: 26.75W x 26.25D x 48.5H  
 Seat: 18.75W x 19.75D x 4T Back: 18.75W x 30H x 4.75T Seat Range: 17.25 -20.75  
 Arms to Floor: 28.75 Weight: 42 UPS Weight: 59 COM: N/A  
 Carton: 31L x 26W x 14H Cube: 6.53 Options: CG50, SW70  
 Features: 1, 4, 5, 8, 9 Control: Locking Tilt  
 Notes:

**Fabric**

Eco Leather  
 -EC3 Black  
 -EC9 Mocha

**List Price**

325.00



★ **EC6583** Executive High Back Eco Leather Chair with Color Match Stitching

Overall Size: 26.75W x 26.25D x 48.5H  
 Seat: 18.75W x 19.75D x 4T Back: 18.75W x 30H x 4.75T Seat Range: 17.25 -20.75  
 Arms to Floor: 28.75 Weight: 42 UPS Weight: 59 COM: N/A  
 Carton: 31L x 26W x 14H Cube: 6.53 Options: CG50, SW70  
 Features: 1, 4, 5, 8, 9 Control: Locking Tilt  
 Notes:

**Fabric**

Eco Leather  
 -EC3 Black  
 -EC4 Burgundy  
 -EC16 Green  
 -EC21 Tan

**List Price**

325.00



★ **EC8124** Eco Leather Executive Chair with Steel Base and Padded Arms

Overall Size: 25.5W x 27.5D x 34.75H  
 Seat: 20.5W x 19D x 4T Back: 20.5W x 17H x 3.5T Seat Range: 19 Fixed  
 Arms to Floor: 25.75 Weight: 31 UPS Weight: 49 COM: N/A  
 Carton: 27L x 23W x 15H Cube: 5.39 Options: N/A  
 Features: N/A Control: N/A  
 Notes: Transitioned to Eco Leather

**Fabric**

-EC3 Black  
 -EC4 Burgundy  
 EC21 Tan  
 -C8 Brown  
 Eco Leather

**List Price**

315.00

**NEW**

### Executive Seating - Coated Finish Eco Leather



★ **ECH8967K5-EC1/ECH8967R5-EC3** Executive Eco Leather Chair, Two Tone Stitching with Padded Arms and Coated Base

Overall Size: 26.75W x 25.5D x 40.75H  
 Seat: 20W x 19D x 4.5T Back: 20W x 20.5H x 4T Seat Range: 17.75 -21.75  
 Arms to Floor: 25.75 Weight: 38 UPS Weight: 42 COM: N/A  
 Carton: 26L x 24W x 13H Cube: 4.69 Options: CG50, SW70  
 Features: 1, 4, 5, 8, 9 Control: Locking Tilt  
 Notes: 2-Tone Stictching / No Black End Caps

**Frame/Fabric**

ECH8967K5-EC1  
 Cocoa/  
 Espresso  
 ECH8967R5-EC3  
 Silver/Black

**List Price**

312.00



★ **ECH37811-EC1/ECH37816-EC3/ECH37817-EC3** Executive Eco Leather Chair with Adjustable Padded Arms and Coated Base

Overall Size: 24.5W x 26.25D x 41.75H  
 Seat: 20.25W x 19D x 4.4T Back: 19W x 20.5H x 3T Seat Range: 18-21.75  
 Arms to Floor: 31.25 Weight: 36 UPS Weight: 53 COM: N/A  
 Carton: 28L x 26W x 14H Cube: 5.89 Options: CG50, SW70  
 Features: 1, 4, 5, 7, 8, 9 Control: Locking Tilt  
 Notes:

**Frame/Fabric**

ECH37811-EC1  
 Cocoa/Espresso  
 ECH37816-EC3  
 Silver/Black  
 ECH37817-EC3  
 Titanium/Black

**List Price**

350.00

**NEW**

**ECH37817-EC3**



★ NJ In Stock

● GA In Stock



**ECH30627-EC3/ECH30621-EC1** Executive Eco Leather Chair with Padded Arms and Coated Base

Overall Size: 28.5W x 28.5D x 46.5H  
 Seat: 19.5W x 19D x 5T Back: 21.75W x 26.75H x 4.75T Seat Range: 18 -20.75  
 Arms to Floor: 28 Weight: 51 UPS Weight: 69 COM: N/A  
 Carton: 32L x 26W x 16H Cube: 7.7 Options: CG50, SW70  
 Features: 1, 4, 5, 8, 9 Control: Locking Tilt  
 Notes:

**Frame/Fabric**

ECH30627-EC3  
 Titanium/Black  
 ECH30621-EC1  
 Cocoa/  
 Espresso

**List Price**

475.00



★ ECH31826-EC3/ECH31827-EC3/ECH31827-EC6 Eco Leather  
 ● Executive Manager's Chair with Padded Arms and Coated Nylon Base

Overall Size: 27W x 30.5D x 47.5H  
 Seat: 21W x 18.5D x 5T Back: 21W x 26.25H x 5T Seat Range: 18.25 -22  
 Arms to Floor: 26.75 Weight: 43 UPS Weight: 69 COM: N/A  
 Carton: 30L x 26W x 15H Cube: 6.77 Options: CG50, SW70  
 Features: 1, 4, 5, 8, 9 Control: Locking Tilt

Notes: ★ ECH31826-EC3 & ECH31827-EC3 available in NJ only

**Frame/Fabric**

ECH31826-EC3  
 Silver/Black  
 ECH31827-EC3  
 Titanium/Black  
 ECH31827-EC6  
 Titanium/Wine

**List Price**

395.00

**NEW**



★ ECH38615A-EC1/ECH38665A-EC3/ECH38675A-EC3 Executive Eco Leather Chair with Adjustable Padded Flip Arms and Coated Base

Overall Size: 26W x 30.25D x 47H  
 Seat: 21.5W x 20D x 4.5T Back: 21W x 24.5H x 4.5T Seat Range: 18.75 -23.75  
 Arms to Floor: 26.5 Weight: 40 UPS Weight: 57 COM: N/A  
 Carton: 30L x 26W x 14H Cube: 6.32 Options: CG50, SW70  
 Features: 1, 4, 5, 8, 9 Control: Locking Tilt  
 Notes:

**Frame/Fabric**

ECH38615A-EC1  
 Cocoa/Espresso  
 ECH38665A-EC3  
 Silver/Black  
 ECH38675A-EC3  
 Titanium/Black

**List Price**

460.00



★ ECH52666-EC3/ECH52661-EC1 Executive Eco Leather Chair with Padded Height Adjustable Arms and Coated Base

Overall Size: 27.5W x 27.75D x 45H  
 Seat: 22W x 20D x 5T Back: 22W x 27H x 4T Seat Range: 17.75 -20.5  
 Arms to Floor: 24.75 Weight: 51 UPS Weight: 70 COM: N/A  
 Carton: 32L x 28W x 15H Cube: 7.77 Options: CG50, SW70  
 Features: 1, 4, 5, 8, 9 Control: Locking Tilt  
 Notes:

**Frame/Fabric**

ECH52666-EC3  
 Silver/Black  
 ECH52661-EC1  
 Cocoa/  
 Espresso

**List Price**

475.00



● ECH66301-EC1/ECH66306-EC3 Executive Eco Leather Chair with Padded Arms and Coated Base

Overall Size: 27W x 28D x 48H  
 Seat: 21.5W x 19D x 4.5T Back: 22W x 28H x 5T Seat Range: 17 -19.75  
 Arms to Floor: 26.5 Weight: 48 UPS Weight: 65 COM: N/A  
 Carton: 32L x 26W x 15H Cube: 7.22 Options: CG50, SW70  
 Features: 1, 4, 5, 8, 9 Control: Locking Tilt  
 Notes:

**Frame/Fabric**

ECH66301-EC1  
 Cocoa/  
 Espresso  
 ECH66306-EC3  
 Silver/Black

**List Price**

460.00



★ ECH67101-EC1/ECH67106-EC3 Executive Eco Leather Chair with Padded Arms and Coated Base

Overall Size: 25.5W x 30D x 47.25H  
 Seat: 20.5W x 18.5D x 4.75T Back: 22.5W x 26.25H x 5.5T Seat Range: 17 -19.75  
 Arms to Floor: 26.75 Weight: 47 UPS Weight: 65 COM: N/A  
 Carton: 32L x 26W x 15H Cube: 7.22 Options: CG50, SW70  
 Features: 1, 4, 5, 8, 9 Control: Locking Tilt  
 Notes:

**Frame/Fabric**

ECH67101-EC1  
 Cocoa/  
 Espresso  
 ECH67106-EC3  
 Silver/Black

**List Price**

460.00





★ **ECH68801-EC1/ECH68807-EC3** Executive Eco Leather Chair with Padded Arms and Coated Base

Overall Size: 25.75W x 30D x 47H  
 Seat: 21W x 20D x 5.25T Back: 21W x 25.75H x 5T Seat Range: 20 -22.75  
 Arms to Floor: 27.75 Weight: 49 UPS Weight: 65 COM: N/A  
 Carton: 32L x 26W x 15H Cube: 7.22 Options: CG50, SW70  
 Features: 1, 4, 5, 8, 9 Control: Locking Tilt  
 Notes:

## Frame/Fabric

ECH68801-EC1  
 Cocoa/  
 Espresso  
 ECH68807-EC3  
 Titanium/Black

## List Price

460.00



**ECH69601-EC1/ECH69606-EC3/ECH69608-EC6** Executive Eco Leather Chair with Padded Arms and Coated Base

Overall Size: 26.75W x 29.75D x 45.25H  
 Seat: 21.5W x 20D x 4T Back: 20.75W x 25.5H x 4.5T Seat Range: 19.5 -22  
 Arms to Floor: 27.5 Weight: 49 UPS Weight: 65 COM: N/A  
 Carton: 32L x 26W x 15H Cube: 7.22 Options: CG50, SW70  
 Features: 1, 4, 5, 8, 9 Control: Locking Tilt  
 Notes:

## Frame/Fabric

ECH69601-EC1  
 Cocoa/Espresso  
 ECH69606-EC3  
 Silver/Black  
 ECH69608-EC6  
 Champagne/Wine

## List Price

475.00



★ **ECH83501-EC1/ECH83507-EC3** Executive Eco Leather Chair with Padded Arms and Coated Base

Overall Size: 25W x 30.5D x 45.5H  
 Seat: 21.25W x 22D x 5.5T Back: 21.25W x 28.5H x 5.75T Seat Range: 19 -22  
 Arms to Floor: 28 Weight: 47 UPS Weight: 63 COM: N/A  
 Carton: 29L x 26W x 16H Cube: 6.98 Options: CG50, SW70  
 Features: 1, 4, 5, 8, 9 Control: Locking Tilt  
 Notes: REPLACES DHL7576

## Frame/Fabric

ECH83501-EC1  
 Cocoa/  
 Espresso  
 ECH83507-EC3  
 Titanium/Black

## List Price

450.00



**ECH85801-EC1/ECH85806-EC3** Executive Eco Leather Chair with Padded Arms, Coated Base and Built-in Adjustable Headrest

Overall Size: 27W x 29.5D x 48.5H  
 Seat: 21.5W x 19D x 4.5T Back: 21.5W x 27.5H x 4.5T Seat Range: 17.5 -20.5  
 Arms to Floor: 25.75 Weight: 46 UPS Weight: 63 COM: N/A  
 Carton: 31L x 26W x 15H Cube: 6.99 Options: CG50, SW70  
 Features: 1, 4, 5, 8, 9 Control: Locking Tilt  
 Notes:

## Frame/Fabric

ECH85801-EC1  
 Cocoa/  
 Espresso  
 ECH85806-EC3  
 Silver/Black

## List Price

495.00



**ECH85807-EC3/ECH85807-EC6** Executive Eco Leather Chair with Padded Arms, Titanium Coated Base and Built-in Adjustable Headrest

Overall Size: 27W x 29.5D x 48.5H  
 Seat: 21.5W x 19D x 4.5T Back: 21.5W x 27.5H x 4.5T Seat Range: 17.5 -20.5  
 Arms to Floor: 25.75 Weight: 46 UPS Weight: 63 COM: N/A  
 Carton: 31L x 26W x 15H Cube: 6.99 Options: CG50, SW70  
 Features: 1, 4, 5, 8, 9 Control: Locking Tilt  
 Notes:

## Frame/Fabric

ECH85807-EC3  
 Titanium/Black  
 ECH85807-EC6  
 Titanium/Wine

## List Price

495.00



**ECH89186-EC3/ECH89187-EC3** Executive Eco Leather Chair with Coil Spring Seat, Padded Arms and Coated Base

Overall Size: 28.25W x 30D x 47.25H  
 Seat: 21W x 19.25D x 4.5T Back: 21.25W x 27H x 4.25T Seat Range: 18.5 -21.25  
 Arms to Floor: 26 Weight: 51 UPS Weight: 67 COM: N/A  
 Carton: 33L x 26W x 15H Cube: 7.44 Options: CG50, SW70  
 Features: 1, 4, 5, 8, 9 Control: Locking Tilt  
 Notes: Coil Springs

## Frame/Fabric

ECH89186-EC3  
 Silver/Black  
 ECH89187-EC3  
 Titanium/Black

## List Price

475.00



**ECH89181-EC1/ECH89181-EC6** Executive Eco Leather Chair with Coil Spring Seat, Padded Arms and Coated Base

Overall Size: 28.25W x 30D x 47.25H  
 Seat: 21W x 19.25D x 4.5T Back: 21.25W x 27H x 4.25T Seat Range: 18.5 -21.25  
 Arms to Floor: 26 Weight: 51 UPS Weight: 67 COM: N/A  
 Carton: 33L x 26W x 15H Cube: 7.45 Options: CG50, SW70  
 Features: 1, 4, 5, 8, 9 Control: Locking Tilt  
 Notes: Coil Springs

**Frame/Fabric**

ECH89181-EC1  
Cocoa/  
Espresso  
ECH89181-EC6  
Cocoa/Wine

**List Price**

475.00



**ECH89307-EC3/ECH89301-EC1** Executive Eco Leather Chair with Coil Spring Seat, Padded Arms and Coated Base

Overall Size: 27.5W x 28.25D x 46.5H  
 Seat: 20.5W x 19.5D x 5T Back: 21W x 28H x 5T Seat Range: 17.25 -20.25  
 Arms to Floor: 28.25 Weight: 51 UPS Weight: 67 COM: N/A  
 Carton: 33L x 26W x 15H Cube: 7.45 Options: CG50, SW70  
 Features: 1, 4, 5, 8, 9 Control: Locking Tilt  
 Notes: Coil Springs

**Frame/Fabric**

ECH89307-EC3  
Titanium/Black  
ECH89301-EC1  
Cocoa/  
Espresso

**List Price**

475.00



★ **OPH61601-EC1/OPH61606-EC3/OPH61607-EC3/OPH61601-EC6** Executive Eco Leather Chair with PU Padded Arms and Coated Base

Overall Size: 29 x 26D x 48.5H  
 Seat: 20.5W x 20D x 5.5T Back: 20.5W x 27H x 5T Seat Range: 19.75 -22.25  
 Arms to Floor: 26.5 Weight: 36 UPS Weight: 82 COM: N/A  
 Carton: 36L x 26W x 17H Cube: 9.2 Options: CG50, SW70  
 Features: 1, 4, 5, 6, 8, 9 Control: KneeTilt  
 Notes: ★ OPH61607-EC3 available in NJ only

**Frame/Fabric**

OPH61601-EC1  
Cocoa/Espresso  
OPH61606-EC3  
Silver/Black  
OPH61607-EC3  
Titanium/Black  
OPH61601-EC6  
Cocoa/Wine

**List Price**

595.00

**NEW**



★ **OPH62606-EC3** Executive Eco Leather Chair with Padded Arms and Coated Base

Overall Size: 29 x 26D x 48.5H  
 Seat: 20.5W x 19.7D x 5.5T Back: 20.5W x 27H x 5T Seat Range: 19.75 -22.25  
 Arms to Floor: 26.5 Weight: 36 UPS Weight: 82 COM: N/A  
 Carton: 36L x 26W x 17H Cube: 9.20 Options: CG50, SW70  
 Features: 1, 4, 5, 6, 8, 9 Control: KneeTilt  
 Notes:

**Frame/Fabric**

OPH62606-EC3  
Silver/Black

**List Price**

595.00

**NEW**



**ECH51191-EC1/ECH51196-EC3/ECH51197-EC3** Executive Eco Leather Chair with Padded Arms and Coated Nylon Base

Overall Size: 26 x 30D x 48H  
 Seat: 21W x 22D x 5T Back: 21W x 32H x 5T Seat Range: 16.5 -20  
 Arms to Floor: 26.75 Weight: 20 UPS Weight: COM: N/A  
 Carton: 32L x 26W x 15H Cube: 7.22 Options: CG50, SW70  
 Features: 1, 4, 5, 8, 9 Control: Locking Tilt  
 Notes:

**Frame/Fabric**

ECH51191-EC1  
Cocoa/Espresso  
ECH51196-EC3  
Silver/Black  
ECH51197-EC3  
Titanium/Black

**List Price**

450.00

**NEW**



**OPH61606-EC3**

★ NJ In Stock



● GA In Stock





- ★ **WD5330** Eco Leather Executive High Back Chair with Steel Base, Mahogany Finish Wood Base Caps and Padded Arms
- Overall Size: 26.5W x 30D x 46.25H  
 Seat: 21W x 19.5D x 4T Back: 21W x 27H x 4T Seat Range: 19.5 -23  
 Arms to Floor: 25.75 Weight: 50 UPS Weight: 56 COM: N/A  
 Carton: 32L x 26W x 13H Cube: 6.25 Options: CG50, SW70  
 Features: 1, 4, 5, 8, 9 Control: Locking Tilt  
 Notes:

Fabric	List Price
Eco Leather -EC3 Black	500.00



- ★ **WD5331** Eco Leather Executive Mid Back Chair with Steel Base, Mahogany Finish Wood Base Caps and Padded Arms
- Overall Size: 26.5W x 28.75D x 42.25H  
 Seat: 21W x 19.5D x 4T Back: 21W x 23H x 4T Seat Range: 19.5 -23  
 Arms to Floor: 25.75 Weight: 50 UPS Weight: 55 COM: N/A  
 Carton: 28L x 27W x 14H Cube: 6.12 Options: CG50, SW70  
 Features: 1, 4, 5, 8, 9 Control: Locking Tilt  
 Notes:

Fabric	List Price
Eco Leather -EC3 Black	475.00



- ★ **WD5335** Eco Leather Visitors Chair with Mahogany Finish Wood Base and Arms
- Overall Size: 26W x 29D x 37.5H  
 Seat: 21W x 19.5D x 4T Back: 21W x 23H x 4T Seat Range: 19 Fixed  
 Arms to Floor: 26 Weight: 40 UPS Weight: 52 COM: N/A  
 Carton: 28L x 24W x 15H Cube: 5.83 Options: N/A  
 Features: N/A Control: N/A  
 Notes:

Fabric	List Price
Eco Leather -EC3 Black	425.00



- ★ **WD5380** Eco Leather Executive High Back Chair with Steel Base, Espresso Finish Wood Base Caps and Padded Arms
- Overall Size: 26.5W x 30D x 46.25H  
 Seat: 21W x 19.5D x 4T Back: 21W x 27H x 4T Seat Range: 19.5 -23  
 Arms to Floor: 25.75 Weight: 52 UPS Weight: 65 COM: N/A  
 Carton: 32L x 26W x 15H Cube: 7.22 Options: CG50, SW70  
 Features: 1, 4, 5, 8, 9 Control: Locking Tilt  
 Notes:

Fabric	List Price
Eco Leather -EC3 Black	500.00



- ★ **WD5381** Eco Leather Executive Mid Back Chair with Steel Base, Espresso Finish Wood Base Caps and Padded Arms
- Overall Size: 26.5W x 28.75D x 42.25H  
 Seat: 21W x 19.5D x 4T Back: 21W x 23H x 4T Seat Range: 19.5 -23  
 Arms to Floor: 25.75 Weight: 50 UPS Weight: 55 COM: N/A  
 Carton: 28L x 27W x 14H Cube: 6.12 Options: CG50, SW70  
 Features: 1, 4, 5, 8, 9 Control: Locking Tilt  
 Notes:

Fabric	List Price
Eco Leather -EC3 Black	475.00



- ★ **WD5385** Eco Leather Visitors Chair with Espresso Finish Wood Base and Arms
- Overall Size: 26W x 29D x 37.5H  
 Seat: 21W x 19.5D x 4T Back: 21W x 23H x 4T Seat Range: 19 Fixed  
 Arms to Floor: 26 Weight: 40 UPS Weight: 52 COM: N/A  
 Carton: 28L x 24W x 15H Cube: 5.83 Options: N/A  
 Features: N/A Control: N/A  
 Notes:

Fabric	List Price
Eco Leather -EC3 Black	425.00



- ★ **WD5670** Eco Leather Executive High Back Chair with Steel Base, Cherry Finish Wood Base Caps and Padded Arms
- Overall Size: 26.5W x 30D x 46.25H  
 Seat: 21W x 19.5D x 4T Back: 21W x 27H x 4T Seat Range: 17.5 -21  
 Arms to Floor: 25.75 Weight: 52 UPS Weight: 72 COM: N/A  
 Carton: 32L x 27W x 16H Cube: 8.0 Options: CG50, SW70  
 Features: 1, 4, 5, 8, 9 Control: Locking Tilt  
 Notes:

Fabric	List Price
Eco Leather -EC3 Black	500.00



- ★ **WD5671** Eco Leather Executive Mid Back Chair with Steel Base, Cherry Finish Wood Base Caps and Padded Arms
- Overall Size: 26.5W x 28.75D x 42.25H  
 Seat: 21W x 19.5D x 4T Back: 21W x 23H x 4T Seat Range: 17.5 -21  
 Arms to Floor: 25.75 Weight: 50 UPS Weight: 55 COM: N/A  
 Carton: 28L x 27W x 14H Cube: 6.12 Options: CG50, SW70  
 Features: 1, 4, 5, 8, 9 Control: Locking Tilt  
 Notes:

Fabric	List Price
Eco Leather -EC3 Black	475.00



- ★ **WD5675** Eco Leather Visitors Chair with Cherry Finish Wood Base and Arms
- Overall Size: 26W x 29D x 37.5H  
 Seat: 21W x 19.5D x 4T Back: 21W x 23H x 4T Seat Range: 19 Fixed  
 Arms to Floor: 26.0 Weight: 40 UPS Weight: 52 COM: N/A  
 Carton: 28L x 24W x 15H Cube: 5.83 Options: N/A  
 Features: N/A Control: N/A  
 Notes:

Fabric	List Price
Eco Leather -EC3 Black	425.00

## Executive Seating - Leather



- ★ **EX5161** Deluxe Mid Back Leather Chair with Padded Loop Arms
- Overall Size: 26.5W x 31.5D x 42H  
 Seat: 21.5W x 22D x 5T Back: 21.5W x 22.5H x 5T Seat Range: 19 -22.5  
 Arms to Floor: 26.0 Weight: 49 UPS Weight: 57 COM: N/A  
 Carton: 28L x 26W x 15H Cube: 6.31 Options: CG50, SW70  
 Features: 1, 4, 5, 8, 9 Control: Locking Tilt  
 Notes: ★ -G13 available in NJ only

Fabric	List Price
Glove Soft Leather -G11 Tan -G13 Black Top Grain Leather -4 Burgundy	530.00



- ★ **EX5162** Leather High Back Chair with Padded Loop Arms
- Overall Size: 26.5W x 31.5D x 46.25H  
 Seat: 21.5W x 22D x 5T Back: 21.5W x 26.5H x 5T Seat Range: 19 -22.5  
 Arms to Floor: 26 Weight: 51 UPS Weight: 69 COM: N/A  
 Carton: 34L x 26W x 15H Cube: 7.67 Options: CG50, SW70  
 Features: 1, 4, 5, 8, 9 Control: Locking Tilt  
 Notes: ★ -G13 available in NJ only

Fabric	List Price
Glove Soft Leather -G8 Saddle -G11 Tan -G12 Dark Grey -G13 Black -G16 Green Top Grain Leather -4 Burgundy	580.00





- ★ **EX9381** Deluxe Mid Back Executive Leather Chair with Pillow Top Seat and Back and Adjustable Padded Arms
- Overall Size: 28W x 28.75D x 42.5H  
 Seat: 22.75W x 20D x 4.5T Back: 22W x 24H x 5T Seat Range: 18 -21.75  
 Arms to Floor: 25.25 Weight: 46 UPS Weight: 61 COM: N/A  
 Carton: 30L x 26W x 15H Cube: 6.77 Options: CG50, SW70  
 Features: 1, 4, 7, 8, 9 Control: 2-to-1 Synchro Tilt  
 Notes:

Fabric	List Price
Deluxe Coated Leather -1 Tan -3 Black -4 Burgundy	500.00



- ★ **EX9382** Deluxe High Back Executive Leather Chair with Pillow Top Seat and Back and Adjustable Padded Arms
- Overall Size: 28W x 30D x 46.5H  
 Seat: 22.75W x 20D x 4.5T Back: 22W x 28H x 5T Seat Range: 18 -21.75  
 Arms to Floor: 25.25 Weight: 48 UPS Weight: 69 COM: N/A  
 Carton: 34L x 26W x 15H Cube: 7.67 Options: CG50, SW70  
 Features: 1, 4, 7, 8, 9 Control: 2-to-1 Synchro Tilt  
 Notes:

Fabric	List Price
Deluxe Coated Leather -1 Tan -3 Black -4 Burgundy	525.00



- ★ **EX6710** High Back Executive Leather Chair with Pillow Top Seat and Back and Padded Arms
- Overall Size: 25.5W x 30D x 44.25H  
 Seat: 21W x 19.5D x 5T Back: 21.5W x 25.5H x 5.5T Seat Range: 18.5 -22  
 Arms to Floor: 26.75 Weight: 46 UPS Weight: 63 COM: N/A  
 Carton: 31L x 26W x 15H Cube: 6.99 Options: CG50, SW70  
 Features: 1, 4, 5, 8, 9 Control: Locking Tilt  
 Notes:

Fabric	List Price
Glove Soft Leather -G1 Espresso -G6 Wine -G13 Black	580.00



- EX6711** Mid Back Executive Leather Chair with Pillow Top Seat and Back and Padded Arms
- Overall Size: 25.5W x 30D x 40.25H  
 Seat: 21W x 19.5D x 5T Back: 21.5W x 21.5H x 5.5T Seat Range: 18.5 -22  
 Arms to Floor: 26.75 Weight: 43 UPS Weight: 57 COM: N/A  
 Carton: 28L x 26W x 15H Cube: 6.31 Options: CG50, SW70  
 Features: 1, 4, 5, 8, 9 Control: Locking Tilt  
 Notes:

Fabric	List Price
Glove Soft Leather -G1 Espresso -G6 Wine -G13 Black	555.00

## Executive Seating - Faux Leather



- ★ **FL5388C** Mid Back Executive Faux Leather Chair with Chrome Finish  
 ● Padded Arms and Base
- Overall Size: 23.75W x 26D x 41.75H  
 Seat: 19.5W x 19.25D x 1.75T Back: 18.25W x 21H x 1.5T Seat Range: 18 - 21.75  
 Arms to Floor: 26 Weight: 44 UPS Weight: 71 COM: N/A  
 Carton: 34L x 27W x 15H Cube: 7.97 Options: CG50, SW70  
 Features: 1, 4, 5, 8, 9 Control: Locking Tilt  
 Notes:

Fabric	List Price
Faux Leather -U6 Black -U11 White -U22 Smoke	395.00



- ★ **FL2604C** High Back Executive Faux Leather Chair with Chrome Base Finish and Padded Arms
- Overall Size: 25.25W x 28.25D x 43.5H  
 Seat: 19.5W x 19.5D x 3.5T Back: 19.5W x 23.5H x 3.5T Seat Range: 18.75-21.75  
 Arms to Floor: 27 Weight: 40 UPS Weight: 49 COM: N/A  
 Carton: 28L x 26W x 13H Cube: 5.47 Options: CG50, SW70  
 Features: 1, 4, 5, 8, 9 Control: Locking Tilt  
 Notes:

Fabric	List Price
Faux Leather -U6 Black	350.00
<b>NEW</b>	



★ **FL642** Oversized Executive Faux Leather Chair with Padded Arms and Mid Pivot Knee Tilt Control

Overall Size: 25.5W x 27D x 47.75H

Seat: 21.25W x 20D x 4.25T Back: 20.5W x 28.25H x 4.25T Seat Range: 17.5 -20.75

Arms to Floor: 28.5 Weight: 51 UPS Weight: 61 COM: N/A

Carton: 30L x 26W x 15H Cube: 6.77 Options: CG50, SW70

Features: 1, 4, 6, 8, 9 Control: Mid Pivot Knee Tilt

Notes:

**Fabric**

Faux Leather  
-U6 Black  
ONLY

**List Price**

375.00



★ **FL3422** Oversized Executive Faux Leather Chair with Padded Arms and Locking Tilt Control

Overall Size: 26W x 28.75D x 48.25H

Seat: 21.25W x 21D x 5T Back: 21.25W x 30H x 5T Seat Range: 20.5 - 23

Arms to Floor: 27.75 Weight: 43 UPS Weight: 67 COM: N/A

Carton: 31L x 26W x 16H Cube: 7.46 Options: CG50, SW70

Features: 1, 4, 8, 9 Control: Locking Tilt

Notes: Will Replace FL642

**Fabric**

Faux Leather  
-U1 Espresso  
-U4 Burgundy  
-U6 Black  
-U31 Tan

**List Price**

350.00

**NEW**



**FL3422  
-U1**



**-U4**



**-U6**



**-U31**



★ **FL660** Faux Leather Managers Chair with Padded Arms

Overall Size: 25.5W x 26D x 43.25H

Seat: 21W x 18.25D x 4T Back: 20W x 21.75H x 4T Seat Range: 19 -23

Arms to Floor: 27.25 Weight: 38 UPS Weight: 41 COM: N/A

Carton: 25L x 24W x 13H Cube: 4.51 Options: CG50, SW70

Features: 1, 4, 5, 8, 9 Control: Locking Tilt

Notes:

**Fabric**

Faux Leather  
-U6 Black  
-U2 Chocolate

**List Price**

225.00



★ **FL9097** Oversized Faux Leather Executive Chair with Padded Loop Arms

Overall Size: 26W x 31D x 46H

Seat: 23W x 21D x 4T Back: 21W x 29H x 5T Seat Range: 18.5 -22

Arms to Floor: 28 Weight: 42 UPS Weight: 63 COM: N/A

Carton: 31L x 26W x 15H Cube: 6.99 Options: CG50, SW70

Features: 1, 4, 5, 8, 9 Control: Locking Tilt

Notes:

**Fabric**

Faux Leather  
-U6 Black

**List Price**

375.00

★ NJ In Stock

● GA In Stock



★ **FLH24981-U1/FLH24987-U6** Faux Leather Mid Back Managers Chair with Padded Flip Arms and Coated Base

Overall Size: 25.75W x 26.5D x 43.25H

Seat: 20W x 21.75D x 6T Back: 26.75W x 21H x 6.25T Seat Range: 17.5 - 20.5

Arms to Floor: 27 Weight: 36 UPS Weight: 55 COM: N/A

Carton: 27L x 26W x 15H Cube: 6.09 Options: CG50, SW70

Features: 1, 4, 5, 8, 9 Control: Locking Tilt

Notes:

**Fabric**

FLH24981-U1  
Cocoa/Espresso

FLH24987-U6  
Titanium/Black

**List Price**

325.00

**NEW**



FLH24981-U1



★ **FLH80001-U1/FLH80006-U6** Deluxe High Back Faux Leather Chair with Coated Frame and Padded Arms

Overall Size: 25.25W x 25.5D x 46H

Seat: 20.5W x 18D x 4T Back: 20.5W x 25H x 4T Seat Range: 19.25 - 21.75

Arms to Floor: 27.75 Weight: 44 UPS Weight: 59 COM: N/A

Carton: 31L x 26W x 14H Cube: 6.53 Options: CG50, SW70

Features: 1, 4, 5, 8, 9 Control: Locking Tilt

Notes:

**Frame/Fabric**

FLH80001-U1  
Cocoa/Espresso

FLH80006-U6  
Silver/Black

**List Price**

400.00



★ **FLH80011-U1/FLH80016-U6** Deluxe Mid Back Faux Leather Chair with Coated Frame and Padded Arms

Overall Size: 24.75W x 27D x 42.25H

Seat: 20.5W x 18D x 4T Back: 20.5W x 22H x 3.5T Seat Range: 19.25 - 21.75

Arms to Floor: 28 Weight: 41 UPS Weight: 51 COM: N/A

Carton: 27L x 26W x 14H Cube: 5.68 Options: CG50, SW70

Features: 1, 4, 5, 8, 9 Control: Locking Tilt

Notes:


**Frame/Fabric**

FLH80011-U1  
Cocoa/Espresso

FLH80016-U6  
Silver/Black

**List Price**

360.00



★ **FL7480** High Back Faux Leather Executive Chair with Padded Arms

Overall Size: 26W x 27.25D x 47.5H

Seat: 20.25W x 19.5D x 4.5T Back: 20W x 26.25H x 4.5T Seat Range: 19 - 22.75

Arms to Floor: 27 Weight: 40 UPS Weight: 53 COM: N/A

Carton: 26L x 26W x 15H Cube: 5.86 Options: CG50, SW70

Features: 1, 4, 5, 8, 9 Control: Locking Tilt

Notes:





**Fabric**

Faux Leather  
-U6 Black

**List Price**

270.00









	<p>★ <b>FL7481</b> Mid Back Faux Leather Executive Chair with Padded Arms</p> <p>Overall Size: 26W x 27.25D x 43.5H            Seat: 20.25W x 19.5D x 4.5T Back: 20W x 21H x 4T Seat Range: 19 -22.75            Arms to Floor: 27 Weight: 38 UPS Weight: 47 COM: N/A            Carton: 25L x 24W x 15H Cube: 5.20 Options: CG50, SW70            Features: 1, 4, 5, 8, 9 Control: Locking Tilt            Notes:</p>	<p><b>Fabric</b></p> <p>Faux Leather -U6 Black</p>	<p><b>List Price</b></p> <p>250.00</p>
	<p>★ <b>FL7485</b> Faux Leather Visitors Chair with Padded Arms and Sled Base</p> <p>Overall Size: 26W x 26.75D x 41H            Seat: 20.25W x 19.5D x 4.5T Back: 20W x 23.5H x 4.5T Seat Range: 19.5 Fixed            Arms to Floor: 27.75 Weight: 37 UPS Weight: 52 COM: N/A            Carton: 27L x 22W x 17H Cube: 5.2 Options: N/A            Features: N/A Control: N/A            Notes:</p>	<p><b>Fabric</b></p> <p>Faux Leather -U6 Black</p>	<p><b>List Price</b></p> <p>230.00</p>
	<p>★ <b>FL89675</b> Faux Leather Managers Chair with Flip Arms</p> <p>Overall Size: 27W x 26D x 42H            Seat: 20W x 20D x 4T Back: 19.75W x 22H x 4T Seat Range: 17.25 -21            Arms to Floor: 24.25 Weight: 38 UPS Weight: 41 COM: N/A            Carton: 26L x 23W x 13H Cube: 4.49 Options: CG50, SW70            Features: 1, 4, 5, 8, 9 Control: Locking Tilt            Notes:</p>	<p><b>Fabric</b></p> <p>Faux Leather -U6 Black or</p>	<p><b>List Price</b></p> <p>265.00</p>
	<p>★ <b>FL1055</b> Faux Leather Visitors Chair with Sled Base</p> <p>Overall Size: 23W x 23.75D x 34H            Seat: 20W x 20D x 4T Back: 20W x 14H x 3T Seat Range: 18.5 Fixed            Arms to Floor: 26.25 Weight: 28 UPS Weight: 37 COM: N/A            Carton: 34L x 21W x 10H Cube: 4.13 Options: N/A            Features: N/A Control: N/A            Notes: REPLACES EX1055</p>	<p><b>Fabric</b></p> <p>Faux Leather -U6 Black</p>	<p><b>List Price</b></p> <p>210.00</p>

## Reception Tables











	<p>★ <b>WST07</b> Wall Street Foyer/Sofa Table with Chrome Frame and Espresso Finish Wood Top</p> <p>Overall Size: 36W x 15D x 29H</p> <p>Weight: 43   UPS Weight: 44 Carton: 39L x 31W x 7H   Cube: 4.89</p> <p>Notes:</p>	<p><b>Finish</b></p> <p>Chrome and Espresso</p>	<p><b>List Price</b></p> <p>450.00</p>
	<p>★ <b>WST07-WH</b> Wall Street Foyer/Sofa Table with Chrome Frame and White Top</p> <p>Overall Size: 36W x 15D x 29H</p> <p>Weight: 43   UPS Weight: 44 Carton: 39L x 31W x 7H   Cube: 4.89</p> <p>Notes:</p>	<p><b>Finish</b></p> <p>Chrome and White</p>	<p><b>List Price</b></p> <p>450.00</p>
	<p>★ <b>WST09</b> Wall Street End Table with Chrome Frame and Espresso Finish Wood Top</p> <p>Overall Size: 22W x 15.75D x 18.5H</p> <p>Weight: 14   UPS Weight: 14 Carton: 25L x 20W x 5H   Cube: 1.44</p> <p>Notes:</p>	<p><b>Finish</b></p> <p>Chrome and Espresso</p>	<p><b>List Price</b></p> <p>185.00</p>
	<p>★ <b>WST09-WH</b> Wall Street End Table with Chrome Frame and White Top</p> <p>Overall Size: 22W x 15.75D x 18.5H</p> <p>Weight: 14   UPS Weight: 14 Carton: 25L x 20W x 5H   Cube: 1.44</p> <p>Notes:</p>	<p><b>Finish</b></p> <p>Chrome and White</p>	<p><b>List Price</b></p> <p>185.00</p>
	<p>★ <b>WST12</b> Wall Street Coffee Table with Chrome Frame and Espresso Finish Wood Top</p> <p>Overall Size: 44W x 22D x 15H</p> <p>Weight: 31   UPS Weight: 33 Carton: 48L x 26W x 5H   Cube: 3.61</p> <p>Notes:</p>	<p><b>Finish</b></p> <p>Chrome and Espresso</p>	<p><b>List Price</b></p> <p>290.00</p>
	<p>★ <b>WST12-WH</b> Wall Street Coffee Table with Chrome Frame and White Top</p> <p>Overall Size: 44W x 22D x 15H</p> <p>Weight: 31   UPS Weight: 33 Carton: 48L x 26W x 5H   Cube: 3.61</p> <p>Notes:</p>	<p><b>Finish</b></p> <p>Chrome and White</p>	<p><b>List Price</b></p> <p>290.00</p>

★ NJ In Stock

● GA In Stock

	<p>★ <b>WST17</b> Wall Street 28" Accent/Corner Table with Chrome Frame and Espresso Finish Wood Top</p> <p>Overall Size: 28W x 28D x 17H</p> <p>Weight: 33    UPS Weight: 33 Carton: 32L x 30W x 5H    Cube: 2.77</p> <p>Notes</p>	<p><b>Finish</b></p> <p>Chrome and Espresso</p>	<p><b>List Price</b></p> <p>330.00</p>
	<p>★ <b>WST17-WH</b> Wall Street 28" Accent/Corner Table with Chrome Frame and White Top</p> <p>Overall Size: 28W x 28D x 17H</p> <p>Weight: 33    UPS Weight: 33 Carton: 32L x 30W x 5H    Cube: 2.77</p> <p>Notes</p>	<p><b>Finish</b></p> <p>Chrome and White</p>	<p><b>List Price</b></p> <p>330.00</p>
	<p><b>YLD07</b> Yield Foyer/Sofa Table with Chrome Frame and Black Glass Top</p> <p>Overall Size: 36W x 15D x 29H</p> <p>Weight: 44    UPS Weight: 44 Carton: 39L x 32W x 6H    Cube: 4.33</p> <p>Notes:</p>	<p><b>Finish</b></p> <p>Chrome and Black Glass</p>	<p><b>List Price</b></p> <p>330.00</p>
	<p>★ <b>YLD09</b> Yield End Table with Chrome Frame and Black Glass Top</p> <p>Overall Size: 22W x 15.75D x 18.5H</p> <p>Weight: 13    UPS Weight: 15 Carton: 26L x 21W x 5H    Cube: 1.57</p> <p>Notes:</p>	<p><b>Finish</b></p> <p>Chrome and Black Glass</p>	<p><b>List Price</b></p> <p>160.00</p>
	<p>★ <b>YLD12</b> Yield Coffee Table with Chrome Frame and Black Glass Top</p> <p>Overall Size: 44W x 22D x 15H</p> <p>Weight: 26    UPS Weight: 29 Carton: 48L x 23W x 5H    Cube: 3.19</p> <p>Notes:</p>	<p><b>Finish</b></p> <p>Chrome and Black Glass</p>	<p><b>List Price</b></p> <p>235.00</p>
	<p>★ <b>YLD17</b> Yield 28" Accent/Corner Table with Chrome Frame and Black Glass Top</p> <p>Overall Size: 28W x 28D x 17H</p> <p>Weight: 35    UPS Weight: 35 Carton: 32L x 30W x 5H    Cube: 2.77</p> <p>Notes:</p>	<p><b>Finish</b></p> <p>Chrome and Black Glass</p>	<p><b>List Price</b></p> <p>235.00</p>



★ **WST51LF** Left Arm Facing Wall Street Modular Component with Chrome Base



Overall Size: 27W x 28D x 31H  
 Seat: 23W x 22D Back: 23W x 16H Seat Range: 17.5 Fixed  
 Arms to Floor: 26 Weight: 53 UPS Weight: 83 COM: N/A  
 Carton: 29L x 24W x 23H Cube: 9.23 Options: N/A  
 Features: N/A Control: N/A  
 Notes: Use as Part of Sofa, Loveseat or Sectional  
 Has received GREENGUARD Certification

**Fabric**

Faux Leather  
 -B18 Black  
 -E34 Espresso  
 -W32 White  
 -U22 Smoke

**List Price**

475.00

★ **WST51N** Armless Wall Street Modular Component with Chrome Base



Overall Size: 23W x 28D x 31H  
 Seat: 23W x 22D Back: 23W x 16H Seat Range: 17.5 Fixed  
 Arms to Floor: N/A Weight: 39 UPS Weight: 61 COM: N/A  
 Carton: 26L x 25W x 18H Cube: 6.77 Options: N/A  
 Features: N/A Control: N/A  
 Notes: Use as Stand Alone or Part of Sofa, Loveseat or Sectional  
 Has received GREENGUARD Certification

**Fabric**

Faux Leather  
 -B18 Black  
 -E34 Espresso  
 -W32 White  
 -U22 Smoke

**List Price**

395.00

★ **WST51RF** Right Arm Facing Wall Street Modular Component with Chrome Base



Overall Size: 27W x 28D x 31H  
 Seat: 23W x 22D Back: 23W x 16H Seat Range: 17.5 Fixed  
 Arms to Floor: 26 Weight: 53 UPS Weight: 83 COM: N/A  
 Carton: 29L x 24W x 23H Cube: 9.23 Options: N/A  
 Features: N/A Control: N/A  
 Notes: Use as Part of Sofa, Loveseat or Sectional  
 Has received GREENGUARD Certification

**Fabric**

Faux Leather  
 -B18 Black  
 -E34 Espresso  
 -W32 White  
 -U22 Smoke

**List Price**

475.00

★ **WST51C** Corner Wall Street Modular Component with Chrome Base



Overall Size: 28W x 28D x 31H  
 Seat: 23W x 22D Back: 23W x 16H Seat Range: 17.5 Fixed  
 Arms to Floor: N/A Weight: 54 UPS Weight: 98 COM: N/A  
 Carton: 29L x 26W x 25H Cube: 10.90 Options: N/A  
 Features: N/A Control: N/A  
 Notes: Use as Part of Corner Sectional  
 Has received GREENGUARD Certification

**Fabric**

Faux Leather  
 -B18 Black  
 -E34 Espresso  
 -W32 White  
 -U22 Smoke

**List Price**

530.00

★ **WST51A** Wall Street Arm Chair with Chrome Base



Overall Size: 30.5W x 28D x 31H  
 Seat: 23W x 22D Back: 23W x 16H Seat Range: 17.5 Fixed  
 Arms to Floor: 26 Weight: 64 UPS Weight: 104 COM: N/A  
 Carton: 31L x 26W x 25H Cube: 11.66 Options: N/A  
 Features: N/A Control: N/A  
 Notes: Stand Alone  
 Has received GREENGUARD Certification

**Fabric**

Faux Leather  
 -B18 Black  
 -E34 Espresso  
 -W32 White  
 -U22 Smoke

**List Price**

530.00

★ **YLD5130** Yield 31" Wide Chair with Chrome Base



Overall Size: 31.5W x 27.5D x 30.5H  
 Seat: 14.5W x 19.5D x 3.75T Back: 22.75W x 14.75H x 3.25T Seat Range: 16.75 Fixed  
 Arms to Floor: 20.5 Weight: 42 UPS Weight: 124 COM: N/A  
 Carton: 32L x 30W x 25H Cube: 13.88 Options: N/A  
 Features: N/A Control: N/A  
 Notes: UPSable Large Package  
 Has received GREENGUARD Certification

**Fabric**

Faux Leather  
 -B18 Black  
 -W32 White  
 -U22 Smoke

**List Price**

475.00

**YLD5141** Yield 40" Wide Chair with Chrome Base



Overall Size: 40.5W x 31D x 31H  
 Seat: 23W x 21.75D x 3.75T Back: 32.75W x 15H x 3.25T Seat Range: 16.5 Fixed  
 Arms to Floor: 20.5 Weight: 51 UPS Weight: 160 COM: N/A  
 Carton: 40L x 31W x 25H Cube: 17.93 Options: N/A  
 Features: N/A Control: N/A  
 Notes: UPSable Large Package  
 Has received GREENGUARD Certification

**Fabric**

Faux Leather  
 -B18 Black  
 -W32 White  
 -U22 Smoke

**List Price**

560.00

**YLD5372** Yield 72" Loveseat with Chrome Base



Overall Size: 72W x 30.5D x 30.5H  
 Seat: 55.5W x 22D x 3.75T Back: 64W x 14H x 3.25T Seat Range: 16.5 Fixed  
 Arms to Floor: 20.5 Weight: 93 UPS Weight: No UPS COM: N/A  
 Carton: 73L x 33W x 24H Cube: 33.45 Options: N/A  
 Features: N/A Control: N/A  
 Notes: Non-UPSable  
 Has received GREENGUARD Certification

**Fabric**

Faux Leather  
 -B18 Black  
 -W32 White  
 -U22 Smoke

**List Price**

1075.00

**YLD905** Yield Ottoman with Chrome Base



Overall Size: 25W x 22.5D x 16.5H  
 Pad: 25W x 22.5D x 3.5T Pad Height: 16.5 Fixed  
 Arms to Floor: N/A Weight: 29 UPS Weight: 42 COM: N/A  
 Carton: 31L x 26W x 10H Cube: 4.66 Options: N/A  
 Features: N/A Control: N/A  
 Notes:  
 Has received GREENGUARD Certification

**Fabric**


Faux Leather  
 -B18 Black  
 -W32 White  
 -U22 Smoke

**List Price**


295.00





	★	<b>PAC51</b> Pacific Arm Chair in Black Vinyl with Chrome Finish Legs	<b>Fabric</b>	<b>List Price</b>
	●	Overall Size: 32W x 31D x 29.5H Seat: 23W x 20.5D Back: 23.5W x 12H Seat Range: 18 Fixed Arms to Floor: 24.5 Weight: 67 UPS Weight: 116 COM: N/A Carton: 30L x 30W x 25H Cube: 13.02 Options: N/A Features: N/A Control: N/A Notes:	Vinyl -V18 Black	425.00
	★	<b>PAC52</b> Pacific Loveseat in Black Vinyl with Chrome Finish Legs	<b>Fabric</b>	<b>List Price</b>
	●	Overall Size: 51.5W x 31D x 29.5H Seat: 42W x 20.5D Back: 42.25W x 12H Seat Range: 18 Fixed Arms to Floor: 24.5 Weight: 92 UPS Weight: 159 COM: N/A Carton: 43L x 31W x 23H Cube: 17.74 Options: N/A Features: N/A Control: N/A Notes:	Vinyl -V18 Black	580.00
	★	<b>PAC53</b> Pacific Sofa in Black Vinyl with Chrome Finish Legs	<b>Fabric</b>	<b>List Price</b>
	●	Overall Size: 72.75W x 31D x 29.75H Seat: 63W x 20.5D Back: 63W x 12H Seat Range: 18 Fixed Arms to Floor: 24.5 Weight: 112 UPS Weight: 229 COM: N/A Carton: 65L x 31W x 22H Cube: 25.65 Options: N/A Features: N/A Control: N/A Notes:	Vinyl -V18 Black  <b>NEW</b>	795.00

## Reception Seating - Wood

		<b>MST51</b> Main Street Chair with Espresso Finish Wood Accents	<b>Fabric</b>	<b>List Price</b>
		Overall Size: 30W x 29.5D x 32H Seat: 23.75W x 23D Back: 24.5W x 17H Seat Range: 18 Fixed Arms to Floor: 25.25 Weight: 54 UPS Weight: 94 COM: N/A Carton: 29L x 25W x 25H Cube: 10.48 Options: N/A Features: N/A Control: N/A Notes:	Espresso Finish With -S22 Woven Seaweed -C28 Woven Wheat -W12 Charcoal -W17 Indigo	525.00
		<b>MST52</b> Main Street Loveseat with Espresso Finish Wood Accents	<b>Fabric</b>	<b>List Price</b>
		Overall Size: 49.25W x 29.5D x 32H Seat: 43.5W x 22.5D Back: 44.5W x 17H Seat Range: 18 Fixed Arms to Floor: 25.25 Weight: 79 UPS Weight: 159 COM: N/A Carton: 46L x 29W x 23H Cube: 17.75 Options: N/A Features: N/A Control: N/A Notes:	Espresso Finish With -S22 Woven Seaweed -C28 Woven Wheat -W12 Charcoal -W17 Indigo	725.00
	★	<b>NAP91CHY</b> Napa Cherry Guest Chair with Wood Back (1 pack)	<b>Fabric</b>	<b>List Price</b>
	●	Overall Size: 22.5W x 21.75D x 30.75H Seat: 22W x 18D x 3T Back: 20W x 7.5H Arms to Floor: 25.5 Weight: 31 UPS Weight: 33 COM: .75 yds Carton: 33L x 24W x 8H Cube: 3.78 Pack: 1 Notes: Ships 1 per carton. Assembly Required. Notes: KD Construction	-3 Black A B C R	370.00 390.00 410.00 435.00 470.00





★ **NAP91ESP Napa Espresso Guest Chair with Wood Back (1 pack)**

**Overall Size:** 22.5W x 21.75D x 30.75H  
**Seat:** 22W x 18D x 3T **Back:** 20W x 7.5H  
**Arms to Floor:** 25.5 **Weight:** 31 **UPS Weight:** 33 **COM:** .75 yds  
**Carton:** 33L x 24W x 8H **Cube:** 3.78 **Pack:** 1  
**Notes:** Ships 1 per carton. Assembly Required.  
**Notes:** KD Construction

Fabric	List Price
-3 Black	370.00
A	390.00
B	410.00
C	435.00
R	470.00



★ **NAP91MAH Napa Mahogany Guest Chair with Wood Back (1 pack)**

**Overall Size:** 22.5W x 21.75D x 30.75H  
**Seat:** 22W x 18D x 3T **Back:** 20W x 7.5H  
**Arms to Floor:** 25.5 **Weight:** 31 **UPS Weight:** 33 **COM:** .75 yds  
**Carton:** 33L x 24W x 8H **Cube:** 3.78 **Pack:** 1  
**Notes:** Ships 1 per carton. Assembly Required.  
**Notes:** KD Construction

Fabric	List Price
-3 Black	370.00
A	390.00
B	410.00
C	435.00
R	470.00



★ **NAP91MPL Napa Maple Guest Chair with Wood Back (1 pack)**

**Overall Size:** 22.5W x 21.75D x 30.75H  
**Seat:** 22W x 18D x 3T **Back:** 20W x 7.5H  
**Arms to Floor:** 25.5 **Weight:** 31 **UPS Weight:** 33 **COM:** .75 yds  
**Carton:** 33L x 24W x 8H **Cube:** 3.78 **Pack:** 1  
**Notes:** Ships 1 per carton. Assembly Required.  
**Notes:** KD Construction

Fabric	List Price
-3 Black	370.00
A	390.00
B	410.00
C	435.00
R	470.00



★ **NAP95CHY Napa Cherry Guest Chair with Upholstered Back (1 pack)**

**Overall Size:** 22.5W x 22D x 31H  
**Seat:** 22W x 18.5D x 3T **Back:** 20W x 8H x 2T  
**Arms to Floor:** 25.5 **Weight:** 31 **UPS Weight:** 33 **COM:** 1.0 yds  
**Carton:** 33L x 24W x 8H **Cube:** 3.78 **Pack:** 1  
**Notes:** Ships 1 per carton. Assembly Required.  
**Notes:** KD Construction

Fabric	List Price
-3 Black	375.00
-EC3 Black	
Eco Leather	
A	
B	
C	435.00
R	470.00



★ **NAP95ESP Napa Espresso Guest Chair with Upholstered Back (1 pack)**

**Overall Size:** 22.5W x 22D x 31H  
**Seat:** 22W x 18.5D x 3T **Back:** 20W x 8H x 2T  
**Arms to Floor:** 25.5 **Weight:** 31 **UPS Weight:** 33 **COM:** 1.0 yds  
**Carton:** 33L x 24W x 8H **Cube:** 3.78 **Pack:** 1  
**Notes:** Ships 1 per carton. Assembly Required.  
**Notes:** KD Construction

Fabric	List Price
-3 Black	375.00
-EC3 Black	
Eco Leather	
A	
B	
C	435.00
R	470.00



★ **NAP95MAH Napa Mahogany Guest Chair with Upholstered Back (1 pack)**

**Overall Size:** 22.5W x 22D x 31H  
**Seat:** 22W x 18.5D x 3T **Back:** 20W x 8H x 2T  
**Arms to Floor:** 25.5 **Weight:** 31 **UPS Weight:** 33 **COM:** 1.0 yds  
**Carton:** 33L x 24W x 8H **Cube:** 3.78 **Pack:** 1  
**Notes:** Ships 1 per carton. Assembly Required.  
**Notes:** KD Construction

Fabric	List Price
-3 Black	375.00
-EC3 Black	
Eco Leather	
A	
B	
C	435.00
R	470.00

★ **NAP95MPL Napa Maple Guest Chair with Upholstered Back (1 pack)****Overall Size:** 22.5W x 22D x 31H**Seat:** 22W x 18.5D x 3T **Back:** 20W x 8H x 2T**Arms to Floor:** 25.5 **Weight:** 31 **UPS Weight:** 33 **COM:** 1.0 yds**Carton:** 33L x 24W x 8H **Cube:** 3.78 **Pack:** 1**Notes:** Ships 1 per carton. Assembly Required.**Notes:** KD Construction

**Fabric**  
 -3 Black  
 -EC3 Black  
 Eco Leather  
 A  
 B  
 C  
 R

**List Price**  
  
 375.00  
 390.00  
 410.00  
 435.00  
 470.00

★ **NAP97CHY Napa Cherry Guest Chair with Full Cushion Back (1 pack)****Overall Size:** 23W x 23.5D x 35H**Seat:** 22W x 18.5D x 3T **Back:** 19W x 14.25H x 1.5T**Arms to Floor:** 29 **Weight:** 31 **UPS Weight:** 43 **COM:** N/A**Carton:** 34L x 24W x 10H **Cube:** 4.54 **Pack:** 1**Notes:** Ships 1 per carton. Assembly Required.**Notes:** KD Construction

**Fabric**  
 Eco Leather  
 -EC3 Black  
 A  
 B  
 C  
 R

**List Price**  
  
 400.00  
  
 420.00  
 440.00  
 465.00  
 505.00

★ **NAP97ESP Napa Espresso Guest Chair with Full Cushion Back (1 pack)****Overall Size:** 23W x 23.5D x 35H**Seat:** 22W x 18.5D x 3T **Back:** 19W x 14.25H x 1.5T**Arms to Floor:** 29 **Weight:** 31 **UPS Weight:** 43 **COM:** N/A**Carton:** 34L x 24W x 10H **Cube:** 4.54 **Pack:** 1**Notes:** Ships 1 per carton. Assembly Required.**Notes:** KD Construction

**Fabric**  
 Eco Leather  
 -EC3 Black  
 A  
 B  
 C  
 R

**List Price**  
  
 400.00  
  
 420.00  
 440.00  
 465.00  
 505.00

★ **NAP97MAH Napa Mahogany Guest Chair with Full Cushion Back (1 pack)****Overall Size:** 23W x 23.5D x 35H**Seat:** 22W x 18.5D x 3T **Back:** 19W x 14.25H x 1.5T**Arms to Floor:** 29 **Weight:** 31 **UPS Weight:** 43 **COM:** N/A**Carton:** 34L x 24W x 10H **Cube:** 4.54 **Pack:** 1**Notes:** Ships 1 per carton. Assembly Required.**Notes:** KD Construction

**Fabric**  
 Eco Leather  
 -EC3 Black  
 A  
 B  
 C  
 R

**List Price**  
  
 400.00  
  
 420.00  
 440.00  
 465.00  
 505.00

★ **NAP97MPL Napa Maple Guest Chair with Full Cushion Back (1 pack)****Overall Size:** 23W x 23.5D x 35H**Seat:** 22W x 18.5D x 3T **Back:** 19W x 14.25H x 1.5T**Arms to Floor:** 29 **Weight:** 31 **UPS Weight:** 43 **COM:** N/A**Carton:** 34L x 24W x 10H **Cube:** 4.54 **Pack:** 1**Notes:** Ships 1 per carton. Assembly Required.**Notes:** KD Construction

**Fabric**  
 Eco Leather  
 -EC3 Black  
 A  
 B  
 C  
 R

**List Price**  
  
 400.00  
  
 420.00  
 440.00  
 465.00  
 505.00

★ **WD380 Medium Oak Finish Visitors Chair****Overall Size:** 23W x 25.5D x 33.5H**Seat:** 21W x 18D x 4T **Back:** 20W x 17.5H x 3T **Seat Range:** 18 Fixed**Arms to Floor:** 26.75 **Weight:** 27 **UPS Weight:** 39 **COM:** 1.75**Carton:** 28L x 22W x 12H **Cube:** 4.27 **Options:** N/A**Features:** N/A **Control:** N/A**Notes:** No Tools Required for Assembly. No Add-On Kit.

**Fabric**  
 -316 Taupe, -319  
 Moss, or -U6 Black  
 Faux Leather  
 A  
 B  
 C  
 R

**List Price**  
 265.00  
  
 280.00  
 295.00  
 315.00  
 350.00



★ **WD383 Mahogany Finish Visitors Chair**

**Overall Size:** 23W x 25.5D x 33.5H  
**Seat:** 21W x 18D x 4T **Back:** 20W x 17.5H x 3T **Seat Range:** 18 Fixed  
**Arms to Floor:** 26.75 **Weight:** 27 **UPS Weight:** 39 **COM:** 1.75  
**Carton:** 28L x 22W x 12H **Cube:** 4.27 **Options:** N/A  
**Features:** N/A **Control:** N/A  
**Notes:** No Tools Required for Assembly.

Fabric	List Price
-318 Ruby, -320 Charcoal, -363 Black Triangle or -U6 Black Faux Leather	265.00
A	280.00
B	295.00
C	315.00
R	350.00



★ **WA383 Mahogany Finish Modular Single Add-On Kit**

**Overall Size:** Adds 21.5" to Overall Width  
**Seat:** 21W x 18D x 4T **Back:** 20W x 17.5H x 3T **Seat Range:** 18 Fixed  
**Arms to Floor:** 26.75 **Weight:** 22 **UPS Weight:** 35 **COM:** 1.75  
**Carton:** 28L x 22W x 11H **Cube:** 3.92 **Options:** N/A  
**Features:** N/A **Control:** N/A  
**Notes:** Extends Single to Double, Triple or More. Must Use with WD383

Fabric	List Price
-318 Ruby, -320 Charcoal, -363 Black Triangle or -U6 Black Faux Leather	200.00
A	215.00
B	230.00
C	245.00
R	280.00



★ **WD387 Cherry Finish Visitors Chair**

**Overall Size:** 23W x 25.5D x 33.5H  
**Seat:** 21W x 18D x 4T **Back:** 20W x 17.5H x 3T **Seat Range:** 18 Fixed  
**Arms to Floor:** 26.75 **Weight:** 27 **UPS Weight:** 39 **COM:** 1.75  
**Carton:** 28L x 22W x 12H **Cube:** 4.27 **Options:** N/A  
**Features:** N/A **Control:** N/A  
**Notes:** No Tools Required for Assembly.

Fabric	List Price
-317 Mid Blue, -316 Taupe, -320 Charcoal, -363 Blk. Triangle or -U6 Blk. Faux Leather	265.00
A	280.00
B	295.00
C	315.00
R	350.00



★ **WA387 Cherry Finish Modular Single Add-On Kit**

**Overall Size:** Adds 21.5" to Overall Width  
**Seat:** 21W x 18D x 4T **Back:** 20W x 17.5H x 3T **Seat Range:** 18 Fixed  
**Arms to Floor:** 26.75 **Weight:** 22 **UPS Weight:** 35 **COM:** 1.75  
**Carton:** 28L x 22W x 11H **Cube:** 3.92 **Options:** N/A  
**Features:** N/A **Control:** N/A  
**Notes:** Extends Single to Double, Triple or More. Must Use with WD387

Fabric	List Price
-317 Mid Blue, -316 Taupe, -320 Charcoal, -363 Blk. Triangle or -U6 Blk. Faux Leather	200.00
A	215.00
B	230.00
C	245.00
R	280.00



★ **WD388 Espresso Finish Visitors Chair**

**Overall Size:** 23W x 25.5D x 33.5H  
**Seat:** 21W x 18D x 4T **Back:** 20W x 17.5H x 3T **Seat Range:** 18 Fixed  
**Arms to Floor:** 26.75 **Weight:** 27 **UPS Weight:** 39 **COM:** 1.75  
**Carton:** 28L x 22W x 12H **Cube:** 4.27 **Options:** N/A  
**Features:** N/A **Control:** N/A  
**Notes:** No Tools Required for Assembly.

Fabric	List Price
-316 Taupe, -363 Black Triangle or -U6 Black Faux Leather	265.00
A	280.00
B	295.00
C	315.00
R	350.00



★ **WA388 Espresso Finish Modular Single Add-On Kit**

**Overall Size:** Adds 21.5" to Overall Width  
**Seat:** 21W x 18D x 4T **Back:** 20W x 17.5H x 3T **Seat Range:** 18 Fixed  
**Arms to Floor:** 26.75 **Weight:** 22 **UPS Weight:** 35 **COM:** 1.75  
**Carton:** 28L x 22W x 11H **Cube:** 3.92 **Options:** N/A  
**Features:** N/A **Control:** N/A  
**Notes:** Extends Single to Double, Triple or More. Must Use with WD388

Fabric	List Price
-316 Taupe, -363 Black Triangle or -U6 Black Faux Leather	200.00
A	215.00
B	230.00
C	245.00
R	280.00




**WD1353 Deluxe Mahogany Finish Guest Chair**

Overall Size: 24W x 25D x 35.5H  
 Seat: 21W x 18D x 4T Back: 20W x 17.5H x 3T Seat Range: 18.75 Fixed  
 Arms to Floor: 26.75 Weight: 28 UPS Weight: 55 COM: 2.0 yds  
 Carton: 28L x 25W x 15H Cube: 6.07 Options: N/A  
 Features: N/A Control: N/A  
 Notes: No Tools Required for Assembly.

**Fabric**
**List Price**

-317 Mid Blue or -320 Charcoal	325.00
A	346.00
B	368.00
C	392.00
R	425.00


**WA1353 Mahogany Finish Modular Single Add-On Kit**

Overall Size: Adds 21.75" to Overall Width  
 Seat: 21W x 18D x 4T Back: 20W x 17.5H x 3T Seat Range: 18.75 Fixed  
 Arms to Floor: 26.75 Weight: 26 UPS Weight: 49 COM: 2.0 yds  
 Carton: 28L x 24W x 14H Cube: 5.44 Options: N/A  
 Features: N/A Control: N/A  
 Notes: Extends Single to Double, Triple or More. Must Use with WD1353

**Fabric**
**List Price**

-317 Mid Blue or -320 Charcoal	280.00
A	295.00
B	310.00
C	330.00
R	365.00


**WD1357 Deluxe Cherry Finish Guest Chair**

Overall Size: 24W x 25D x 35.5H  
 Seat: 21W x 18D x 4T Back: 20W x 17.5H x 3T Seat Range: 18.75 Fixed  
 Arms to Floor: 26.75 Weight: 28 UPS Weight: 55 COM: 2.0 yds  
 Carton: 28L x 25W x 15H Cube: 6.07 Options: N/A  
 Features: N/A Control: N/A  
 Notes: No Tools Required for Assembly.

**Fabric**
**List Price**

-316 Taupe or -320 Charcoal	325.00
A	346.00
B	368.00
C	392.00
R	425.00


**WA1357 Cherry Finish Modular Single Add-On Kit**

Overall Size: Adds 21.75" to Overall Width  
 Seat: 21W x 18D x 4T Back: 20W x 17.5H x 3T Seat Range: 18.75 Fixed  
 Arms to Floor: 26.75 Weight: 26 UPS Weight: 49 COM: 2.0 yds  
 Carton: 28L x 24W x 14H Cube: 5.44 Options: N/A  
 Features: N/A Control: N/A  
 Notes: Extends Single to Double, Triple or More. Must Use with WD1357

**Fabric**
**List Price**

-316 Taupe or -320 Charcoal	280.00
A	295.00
B	310.00
C	330.00
R	365.00


**WD1358 Deluxe Espresso Finish Guest Chair**

Overall Size: 24W x 25D x 35.5H  
 Seat: 21W x 18D x 4T Back: 20W x 17.5H x 3T Seat Range: 18.75 Fixed  
 Arms to Floor: 26.75 Weight: 28 UPS Weight: 55 COM: 2.0 yds  
 Carton: 28L x 25W x 15H Cube: 6.07 Options: N/A  
 Features: N/A Control: N/A  
 Notes: No Tools Required for Assembly.

**Fabric**
**List Price**

-317 Mid Blue, -318 Ruby, -320 Charcoal or -363 Black Triangle	325.00
A	346.00
B	368.00
C	392.00
R	425.00


**WA1358 Espresso Finish Modular Single Add-On Kit**

Overall Size: Adds 21.75" to Overall Width  
 Seat: 21W x 18D x 4T Back: 20W x 17.5H x 3T Seat Range: 18.75 Fixed  
 Arms to Floor: 26.75 Weight: 26 UPS Weight: 49 COM: 2.0 yds  
 Carton: 28L x 24W x 14H Cube: 5.44 Options: N/A  
 Features: N/A Control: N/A  
 Notes: Extends Single to Double, Triple or More. Must Use with WD1358

**Fabric**
**List Price**

-317 Mid Blue, -318 Ruby, -320 Charcoal or -363 Black Triangle	280.00
A	295.00
B	310.00
C	330.00
R	365.00



★ **WD1643** Mahogany Finish Leg Chair with Upholstered Wood Crown Back (1 pack)

Overall Size: 23.5W x 26.75D x 31.25H

Seat: 20.5W x 19D x 1.5T Back: 22.5W x 16.5H Seat Range: 18 Fixed

Arms to Floor: 25 Weight: 21 UPS Weight: 39 COM: 1 yd

Carton: 26L x 24W x 12H Cube: 4.33 Pack: 1

Features: N/A Control: N/A

Notes: Ships 1 per Carton. No Tools Required for Assembly.

**Fabric**

**List Price**

-U6 Black	350.00
Faux Leather	
A	370.00
B	390.00
C	410.00
R	445.00



★ **WD1647** Cherry Finish Leg Chair with Upholstered Wood Crown Back (1 pack)

Overall Size: 23.5W x 26.75D x 31.25H

Seat: 20.5W x 19D x 1.5T Back: 22.5W x 16.5H Seat Range: 18 Fixed

Arms to Floor: 25 Weight: 21 UPS Weight: 39 COM: 1 yd

Carton: 26L x 24W x 12H Cube: 4.33 Pack: 1

Features: N/A Control: N/A

Notes: Ships 1 per Carton. No Tools Required for Assembly.

**Fabric**

**List Price**

-U6 Black	350.00
Faux Leather	
A	370.00
B	390.00
C	410.00
R	445.00



★ **WD1648** Espresso Finish Leg Chair with Upholstered Wood Crown Back (1 pack)

Overall Size: 23.5W x 26.75D x 31.25H

Seat: 20.5W x 19D x 1.5T Back: 22.5W x 16.5H Seat Range: 18 Fixed

Arms to Floor: 25 Weight: 21 UPS Weight: 39 COM: 1 yd

Carton: 26L x 24W x 12H Cube: 4.33 Pack: 1

Features: N/A Control: N/A

Notes: Shipped 1 per Carton. No Tools Required for Assembly.

**Fabric**

**List Price**

-U6 Black	350.00
Faux Leather	
A	370.00
B	390.00
C	410.00
R	445.00



★ *NJ In Stock*

Merge  
Collection  
Finishes

-BK Black



-CHY Cherry



-ES Espresso



-MAH Mahogany

Merge  
Table Collection★ **MRG09** Merge 20" Round End Table in solid wood and wood veneers.

Overall Size: 20W x 20D x 22H

Weight: 32 UPS Weight: 32

Carton: 24L x 24W x 8H Cube: 2.66

Notes: CHY and MAH Colors Match Napa Casegoods

## Fabric

-ESP Espresso  
-BK Black  
-CHY Cherry  
-MAH Mahogany

**New Colors**

## List Price

250.00

★ **MRG12** Merge 36" Round Coffee Table in solid wood and wood veneers.

Overall Size: 36W x 36D x 17H

Weight: 60 UPS Weight: 60

Carton: 40L x 40W x 5H Cube: 4.63

Notes: CHY and MAH Colors Match Napa Casegoods

## Fabric

-ESP Espresso  
-BK Black  
-CHY Cherry  
-MAH Mahogany

**New Colors**

## List Price

475.00

**MRG12SR1** Merge 30" Square Coffee Table in solid wood and wood veneers.

Overall Size: 30W x 30D x 18H

Weight: 43 UPS Weight: 43

Carton: 34L x 33W x 6H Cube: 3.89

Notes: CHY and MAH Colors Match Napa Casegoods

## Fabric

-ESP Espresso  
-BK Black  
-CHY Cherry  
-MAH Mahogany

**New Colors**

## List Price

450.00

**MRG09S** Merge 20" Square End Table in solid wood and wood veneers.

Overall Size: 20W x 20D x 20H

Weight: 33 UPS Weight: 33

Carton: 24L x 24W x 8H Cube: 2.66

Notes: CHY and MAH Colors Match Napa Casegoods

## Fabric

-ESP Espresso  
-BK Black  
-CHY Cherry  
-MAH Mahogany

**New Colors**

## List Price

275.00

★ NJ In Stock ● GA In Stock



**MRG07R1** Merge Foyer Table in solid wood and wood veneers.

Overall Size: 36W x 15D x 30H

Weight: 44 UPS Weight: 44

Carton: 39L x 19W x 7H Cube: 3.0

Notes: CHY and MAH Colors Match Napa Casegoods

**Fabric**

-ESP Espresso  
-BK Black  
-CHY Cherry  
-MAH Mahogany

**New Colors**

**List Price**

375.00



**MRG12R** Merge Rectangular Cocktail Table in solid wood and wood veneers.

Overall Size: 42W x 24D x 19H

Weight: 48 UPS Weight: 48

Carton: 45L x 28W x 6H Cube: 4.38

Notes: CHY and MAH Colors Match Napa Casegoods

**Fabric**

-ESP Espresso  
-BK Black  
-CHY Cherry  
-MAH Mahogany

**New Colors**

**List Price**

485.00



★ **BN09** End Table with Shelf. Choice of Cherry, Mahogany or Espresso Finish

Overall Size: 21.5W x 21.5D x 24H

Weight: 24 UPS Weight: 26

Carton: 28L x 25W x 7H Cube: 2.84

Notes:

**Finish**

-Chy Cherry  
-MAH Mahogany  
-ES Espresso

**List Price**

215.00



★ **BN12** Coffee Table with Shelf. Choice of Cherry, Mahogany or Espresso Finish

Overall Size: 45.5W x 26D x 19H

Weight: 45 UPS Weight: 47

Carton: 50L x 30W x 6H Cube: 5.21

Notes:

**Finish**

-Chy Cherry  
-MAH Mahogany  
-ES Espresso

**List Price**

345.00

*Inspired by Bassett® Traditional Seating*



● **BP-CHTX-EC9** Thick Padded Eco Leather Seat and Back with Steel Reinforced Wood Base and Dual Wheel Carpet Casters

Overall Size: 28W x 28D x 47H

Seat: 23W x 19.5D x 4.5T Back: 22W x 27.5H x 5T Seat Range: 18.5 -21.5

Arms to Floor: 26.5 Weight: 67 UPS Weight: 67 COM: N/A

Carton: 34L x 27W x 14H Cube: 7.44 Options: N/A

Features: 1, 4, 5, 8, 9 Control: Locking Tilt

Notes:

**Fabric**

-EC9 Mocha with Wood Finish Base

**List Price**

675.00



● **BP-DXTX-EC3** Thick Padded Eco Leather Seat and Back with Steel Reinforced Wood Base and Dual Wheel Carpet Casters

Overall Size: 28W x 28D x 47H

Seat: 22.5W x 19.5D x 3.5T Back: 22.75W x 28H x 4T Seat Range: 17.25 -20.25

Arms to Floor: 27 Weight: 64 UPS Weight: 81 COM: N/A

Carton: 36L x 29W x 15H Cube: 9.06 Options: N/A

Features: 1, 4, 5, 8, 9 Control: Locking Tilt

Notes:

**Fabric**

-EC3 Black with Wood Finish Base

**List Price**

675.00

★ NJ In Stock ● GA In Stock





**BP-MGTC** Thick Padded Eco Leather Seat and Back with Steel Reinforced Wood Base and Dual Wheel Carpet Casters

**Overall Size:** 25W x 27D x 44.5H  
**Seat:** 20W x 17.25D x 3T **Back:** 19.5W x 19.25H x 3T **Seat Range:** 18.5 -21.25  
**Arms to Floor:** 24.5 **Weight:** 47 **UPS Weight:** 65 **COM:** N/A  
**Carton:** 29L x 27W x 16H **Cube:** 7.25 **Options:** N/A  
**Features:** 1, 4, 5, 8, 9 **Control:** Locking Tilt  
**Notes:**

Fabric	List Price
-EC1 Espresso -EC19 Crimson -EC28 Cream with Wood Finish Base	515.00

## Traditional Executive Seating



### ★ TEX220 Deluxe High Back Traditional Executive Chair

**Overall Size:** 29W x 30D x 46H  
**Seat:** 18.75W x 19.5D x 4T **Back:** 19.25W x 24H x 4T **Seat Range:** 21.25 -24  
**Arms to Floor:** 26.75 **Weight:** 67 **UPS Weight:** 93 **COM:** N/A  
**Carton:** 29L x 27W x 22H **Cube:** 9.96 **Options:** N/A  
**Features:** 1, 4, 5, 8, 9 **Control:** Locking Tilt  
**Notes:**

Fabric	List Price
-JT4 Jamestown Vinyl with Mahogany Finish Base	625.00



### ★ TEX228 Deluxe High Back Traditional Executive Chair

**Overall Size:** 27.5W x 32D x 49.5H  
**Seat:** 18.5W x 20D x 4T **Back:** 20.5W x 27.25H x 4.5T **Seat Range:** 20.5 -23  
**Arms to Floor:** 25.25 **Weight:** 66 **UPS Weight:** 93 **COM:** N/A  
**Carton:** 30L x 28W x 22H **Cube:** 10.69 **Options:** N/A  
**Features:** 1, 4, 5, 8, 9 **Control:** Locking Tilt  
**Notes:**

Fabric	List Price
-JT4 Jamestown Vinyl with Mahogany Finish Base	625.00



### ★ TEX232 Traditional Executive Chair with Padded Arms

**Overall Size:** 28.5W x 26.5D x 51.75H  
**Seat:** 24W x 19D x 4.5T **Back:** 21.75W x 28H x 4T **Seat Range:** 20 -24.75  
**Arms to Floor:** 29.25 **Weight:** 54 **UPS Weight:** 76 **COM:** N/A  
**Carton:** 35L x 26W x 16H **Cube:** 8.42 **Options:** N/A  
**Features:** 1, 4, 5, 8, 9 **Control:** Locking Tilt  
**Notes:**

Fabric	List Price
-JT4 Jamestown Vinyl with Mahogany Finish Frame	500.00



### ★ TEX234 Traditional Queen Ann Style Chair

**Overall Size:** 28.5W x 33D x 39H  
**Seat:** 18.75W x 19D x 4T **Back:** 19.25W x 23.25H x 4T **Seat Range:** 17.5 Fixed  
**Arms to Floor:** 23.24 **Weight:** 50 **UPS Weight:** 84 **COM:** N/A  
**Carton:** 30L x 27W x 20H **Cube:** 9.37 **Options:** N/A  
**Features:** N/A **Control:** N/A  
**Notes:**

Fabric	List Price
-JT4 Jamestown Vinyl with Mahogany Finish Legs	575.00



### ★ TV230 Traditional Guest Chair with Wrap Around Back and Mahogany Finish Frame

**Overall Size:** 24.5W x 24.5D x 30H  
**Seat:** 24.25W x 20.25D x 4T **Back:** 23W x 6.75H x 3.5T **Seat Range:** 18.5 Fixed  
**Arms to Floor:** 24.5 **Weight:** 25 **UPS Weight:** 34 **COM:** N/A  
**Carton:** 28L x 26W x 9H **Cube:** 3.79 **Options:** N/A  
**Features:** N/A **Control:** N/A  
**Notes:**

Fabric	List Price
-JT4 Jamestown Vinyl with Mahogany Finish Frame	200.00



- ★ **TV231** Traditional Guest Chair with Wrap Around Back, Casters and Mahogany Finish Frame
- Overall Size: 24.5W x 24.5D x 30H  
 Seat: 24.25W x 20.25D x 4T Back: 23W x 6.75H x 3.5T Seat Range: 18.5 Fixed  
 Arms to Floor: 24.5 Weight: 25 UPS Weight: 34 COM: N/A  
 Carton: 28L x 26W x 9H Cube: 3.79 Options: N/A  
 Features: N/A Control: N/A  
 Notes:

Fabric	List Price
-JT4 Jamestown Vinyl with Mahogany Finish Frame	210.00



- ★ **TV233** Traditional Guest Chair with Padded Arms and Mahogany Finish Frame
- Overall Size: 27W x 24.5D x 34H  
 Seat: 22.5W x 17.5D x 3.5T Back: 22W x 17H x 3.5T Seat Range: 18.5 Fixed  
 Arms to Floor: 25 Weight: 27 UPS Weight: 48 COM: N/A  
 Carton: 35L x 24W x 11H Cube: 5.35 Options: N/A  
 Features: N/A Control: N/A  
 Notes:

Fabric	List Price
-JT4 Jamestown Vinyl with Mahogany Finish Frame	315.00



- ★ **TSX1121** Queen Ann Traditional Jamestown Vinyl Chair with Mahogany Finish Legs
- Overall Size: 29.75W x 27.25D x 32.25H  
 Seat: 19W x 20.25D Back: 19W x 17H Seat Range: 20 Fixed  
 Arms to Floor: 27.5 Weight: 61 UPS Weight: No UPS COM: N/A  
 Carton: 31L x 30W x 26H Cube: 13.99 Options: N/A  
 Features: N/A Control: N/A  
 Notes: NON-UPSABLE

Fabric	List Price
-JT4 Jamestown Vinyl with Mahogany Finish Legs	695.00



- ★ **TSX1122** Queen Ann Traditional Jamestown Vinyl Loveseat with Mahogany Finish Legs
- Overall Size: 48.5W x 27.25D x 33H  
 Seat: 28.5W x 20D Back: 38.5W x 18H Seat Range: 20 Fixed  
 Arms to Floor: 27.5 Weight: 78 UPS Weight: No UPS COM: N/A  
 Carton: 51L x 30W x 26H Cube: 23.02 Options: N/A  
 Features: N/A Control: N/A  
 Notes: NON-UPSABLE

Fabric	List Price
-JT4 Jamestown Vinyl with Mahogany Finish Frame	895.00



- ★ **TSX1123** Queen Ann Traditional Jamestown Vinyl Sofa with Mahogany Finish Legs
- Overall Size: 65.5W x 27.25D x 34H  
 Seat: 54.5W x 20.25D Back: 54.5W x 19H Seat Range: 20 Fixed  
 Arms to Floor: 27.5 Weight: 105 UPS Weight: No UPS COM: N/A  
 Carton: 67L x 31W x 27H Cube: 32.45 Options: N/A  
 Features: N/A Control: N/A  
 Notes: NON-UPSABLE

Fabric	List Price
-JT4 Jamestown Vinyl with Mahogany Finish Frame	1200.00



**TBB4020** Mahogany Finish Queen Ann Traditional Coffee Table

Overall Size: 40W x 20D x 16H  
 Weight: 28 UPS Weight: 28  
 Carton: 41L x 21W x 5H Cube: 2.49

Notes:

Finish	List Price
Mahogany	450.00

**TBB2020 Mahogany Finish Queen Ann Traditional End Table****Overall Size:** 20W x 20D x 20H**Weight:** 17 **UPS Weight:** 17**Carton:** 21L x 21W x 4H **Cube:** 1.02**Notes:****Finish**

Mahogany

**List Price**

315.00

★ **ST215 Backless Stool with Nylon Base and Dual Wheel Carpet Casters****Overall Size:** 26W x 26D x 26.5H**Seat:** 13.5W x 13.5D x 2.75T **Back:** N/A **Seat Range:** 17.25 - 24.5**Arms to Floor:** N/A **Weight:** 17 **UPS Weight:** 22 **COM:** N/A**Carton:** 23L x 23W x 8H **Cube:** 2.45 **Options:** CG50, SW70**Features:** 1, 4 **Control:** Pneumatic Height**Notes:**

Has received GREENGUARD Certification

**Fabric**

Black Vinyl

**List Price**

110.00

**ST217 Backless Stool with Dual Wheel Carpet Casters, Nylon Base and Adjustable Foot Ring****Overall Size:** 26W x 26D x 33H**Seat:** 13.5W x 13.5D x 2.75T **Back:** N/A **Seat Range:** 23 - 33**Arms to Floor:** N/A **Weight:** 23 **UPS Weight:** 29 **COM:** N/A**Carton:** 25L x 25W x 9H **Cube:** 3.26 **Options:** CG50, SW70**Features:** 1, 4 **Control:** Pneumatic Height**Notes:**

Has received GREENGUARD Certification

**Fabric**

Black Vinyl

**List Price**

165.00

**ST203 Backless Stool with Saddle Seat, Dual Wheel Carpet Casters, Nylon Base and Seat Angle Adjustment****Overall Size:** 22.5W x 22.5D x 24H**Seat:** 18W x 16D x 2T **Back:** N/A **Seat Range:** 19 - 24**Arms to Floor:** N/A **Weight:** 19 **UPS Weight:** 24 **COM:** N/A**Carton:** 24L x 24W x 8H **Cube:** 2.67 **Options:** N/A**Features:** 1, 4, 5, 9 **Control:** Pneumatic Height w/Adjustable Seat Angle**Notes:**

Has received GREENGUARD Certification

**Fabric**

Black Vinyl

**List Price**

250.00

**ST205 Backless Stool with Saddle Seat, Dual Wheel Carpet Casters, Nylon Base, Adjustable Foot Ring and Seat Angle Adjustment****Overall Size:** 22.5W x 25.5D x 35.25H**Seat:** 18W x 16D x 2T **Back:** N/A **Seat Range:** 25 - 35**Arms to Floor:** N/A **Weight:** 26 **UPS Weight:** 33 **COM:** N/A**Carton:** 24L x 24W x 11H **Cube:** 3.67 **Options:** CG50, SW70**Features:** 1, 4, 5, 9 **Control:** Pneumatic Height w/Adjustable Seat Angle**Notes:**

Has received GREENGUARD Certification

**Fabric**

Black Vinyl

**List Price**

295.00

★ **ST235V-3 Chrome Finish Stool with Vinyl Seat and Back and Dual Wheel Carpet Casters****Overall Size:** 23W x 24D x 39.25H**Seat:** 16W x 16D x 4T **Back:** 16W x 10H x 3T **Seat Range:** 19.5 - 25**Arms to Floor:** N/A **Weight:** 22 **UPS Weight:** 27 **COM:** N/A**Carton:** 23L x 22W x 10H **Cube:** 2.93 **Options:** CG50, SW70**Features:** 1, 4 **Control:** Pneumatic Height**Notes:** REPLACES ST245V**Fabric**

Black Vinyl

**List Price**

215.00



★ **ST428V-3** Chrome Finish Backless Stool with Vinyl Seat and Dual Wheel Carpet Casters

Overall Size: 23W x 23D x 26.5H

Seat: 16W x 16D x 4T Back: N/A Seat Range: 19.5 - 25

Arms to Floor: N/A Weight: 18 UPS Weight: 22 COM: N/A

Carton: 24L x 22W x 8H Cube: 2.44 Options: CG50, SW70

Features: 1, 4 Control: Pneumatic Height

Notes: **REPLACES** ST418V

Fabric	List Price
Black Vinyl	170.00



★ **DC420V-3** Chrome Finish Economical Drafting Chair with Teardrop Footrest, Casters and Glides Included

Overall Size: 18W x 24.5D x 50H

Seat: 18W x 18D x 3T Back: 15W x 12H x 1.5T Seat Range: 26 - 36

Arms to Floor: N/A Weight: 31 UPS Weight: 33 COM: N/A

Carton: 24L x 24W x 11H Cube: 3.66 Options: CG50, SW70

Features: 1, 4 Control: Pneumatic Height

Notes: Teardrop Footrest is not Adjustable

Fabric	List Price
Black Vinyl	310.00



**DC430** Economical Drafting Chair with Chrome Teardrop Footrest and Dual Wheel Carpet Casters

Overall Size: 22.5W x 25D x 49.5H

Seat: 18W x 17.25D x 3T Back: 16.5W x 11.25H x 2.5T Seat Range: 23 - 33

Arms to Floor: N/A Weight: 30 UPS Weight: 33 COM: 0.8 yds

Carton: 24L x 24W x 11H Cube: 3.66 Options: CG50, SW70

Features: 1, 2, 3, 4 Control: Pneumatic Height

Notes: Teardrop Footrest is not Adjustable

Has received GREENGUARD Certification



Fabric	List Price
A	220.00
B	232.00
C	250.00
R	270.00



★ **DC517** Economical Drafting Chair with Adjustable Footring and Dual Wheel Carpet Casters

Overall Size: 19.5W x 23.5D x 49.5H

Seat: 18W x 17D x 2.5T Back: 16W x 10.5H x 2T Seat Range: 23 - 33

Arms to Floor: N/A Weight: 29 UPS Weight: 36 COM: 0.8 yds

Carton: 24L x 24W x 12H Cube: 4.0 Options: 07, CG50, SW70

Features: 1, 2, 3, 4 Control: Pneumatic Height

Notes:

Has received GREENGUARD Certification



Fabric	List Price
A	220.00
B	232.00
C	250.00
R	270.00



★ **DC517V** Economical Vinyl Drafting Chair with Adjustable Footring and Dual Wheel Carpet Casters

Overall Size: 19.5W x 23.5D x 49.5H

Seat: 18W x 17D x 2.5T Back: 16W x 10.5H x 2T Seat Range: 23 - 33

Arms to Floor: N/A Weight: 29 UPS Weight: 36 COM: 0.8 yds

Carton: 24L x 24W x 12H Cube: 4.0 Options: 07, CG50, SW70

Features: 1, 2, 3, 4 Control: Pneumatic Height

Notes:

Has received GREENGUARD Certification

Fabric	List Price
Black Vinyl	230.00



**DC550** Sculptured Seat and Back Drafting Chair with Adjustable Footring and Dual Wheel Carpet Casters

Overall Size: 20W x 22.5D x 52H

Seat: 20W x 19D x 3T Back: 18W x 16.5H x 2.5T Seat Range: 24 - 34

Arms to Floor: N/A Weight: 35 UPS Weight: 37 COM: 0.8 yds

Carton: 24L x 23W x 13H Cube: 4.15 Options: 07, CG50, SW70

Features: 1, 2, 3, 4 Control: Pneumatic Height

Notes:

Has received GREENGUARD Certification



Fabric	List Price
A	350.00
B	368.00
C	395.00
R	440.00



**DC630 Drafting Chair with Stool Kit and Dual Wheel Carpet Casters****Overall Size:** 20W x 23.25D x 47.5H**Seat:** 18.5W x 18.25D x 3T **Back:** 17W x 15.5H x 3T **Seat Range:** 24.75 - 29.75**Arms to Floor:** N/A **Weight:** 32 **UPS Weight:** 36 **COM:** 0.8 yds**Carton:** 24L x 24W x 12H **Cube:** 4.0 **Options:** 07, CG50, SW70**Features:** 1, 2, 3, 4 **Control:** Pneumatic Height**Notes:** Stool Kit add 7.5 inches of height.

Has received GREENGUARD Certification

**Fabric****List Price**

A	285.00
B	300.00
C	322.00
R	360.00

**DC640 Intermediate Height Lumbar Support Drafting Chair with Adjustable Footring and Dual Wheel Carpet Casters****Overall Size:** 20W x 23D x 44.5H**Seat:** 18.5W x 18.25D x 2.5T **Back:** 17W x 15H x 2T **Seat Range:** 19.75 - 27.25**Arms to Floor:** N/A **Weight:** 32 **UPS Weight:** 36 **COM:** 0.8 yds**Carton:** 24L x 24W x 12H **Cube:** 4.0 **Options:** 07, CG50, SW70**Features:** 1, 2, 3, 4 **Control:** Pneumatic Height**Notes:**

Has received GREENGUARD Certification

**Fabric****List Price**

A	310.00
B	325.00
C	350.00
R	390.00

**DC800 Contemporary Drafting Chair with Flex Back and 20 Inch Diameter Adjustable Footring and Dual Wheel Carpet Casters****Overall Size:** 21.25W x 24.75D x 52H**Seat:** 19.5W x 19D x 3T **Back:** 17W x 16H x 2.5T **Seat Range:** 24 - 34**Arms to Floor:** N/A **Weight:** 36 **UPS Weight:** 42 **COM:** 0.8 yds**Carton:** 24L x 24W x 14H **Cube:** 4.66 **Options:** 07, CG50, SW70**Features:** 1, 2, 3, 4, 12 **Control:** Pneumatic Height with Flex Back**Notes:**

Has received GREENGUARD Certification

**Fabric****List Price**

A	380.00
B	400.00
C	430.00
R	475.00

**DC940 Deluxe Ergonomic Drafting Chair with 20 Inch Diameter Adjustable Footring, Seat and Back Angle Adjustment and Dual Wheel Carpet Casters****Overall Size:** 19W x 25D x 46H**Seat:** 18.5W x 17.75D x 3.25T **Back:** 17.75W x 16.75H x 2.75T **Seat Range:** 17 - 26.5**Arms to Floor:** N/A **Weight:** 38 **UPS Weight:** 42 **COM:** 0.8 yds**Carton:** 24L x 24W x 14H **Cube:** 4.66 **Options:** 07, CG50, SW70**Features:** 1, 2, 4, 10 **Control:** Multi Task**Notes:**

Has received GREENGUARD Certification

**Fabric****List Price**

A	400.00
B	420.00
C	450.00
R	500.00

★ **DC2990 Deluxe Mesh Back Drafting Chair with Adjustable Footring, Black Icon Fabric Seat and Dual Wheel Carpet Casters****Overall Size:** 26W x 23D x 50.25H**Seat:** 19W x 18.25D x 3T **Back:** 18W x 16.75H **Seat Range:** 24.25 - 33.75**Arms to Floor:** N/A **Weight:** 31 **UPS Weight:** 42 **COM:** N/A**Carton:** 26L x 26W x 12H **Cube:** 4.69 **Options:** CG50, SW70**Features:** 1, 3, 4 **Control:** Pneumatic Height**Notes:**

Has received GREENGUARD Certification

**Fabric****List Price**

Black Icon	310.00
------------	--------

★ **DC2990V Deluxe Mesh Back Drafting Chair with Adjustable Footring, Black Vinyl Seat and Dual Wheel Carpet Casters****Overall Size:** 26W x 23D x 50.25H**Seat:** 19W x 18.25D x 3T **Back:** 18W x 16.75H **Seat Range:** 24.25 - 33.75**Arms to Floor:** N/A **Weight:** 31 **UPS Weight:** 42 **COM:** N/A**Carton:** 26L x 26W x 12H **Cube:** 4.69 **Options:** CG50, SW70**Features:** 1, 3, 4 **Control:** Pneumatic Height**Notes:**

Has received GREENGUARD Certification

**Fabric****List Price**

Black Vinyl Seat	310.00
------------------	--------



### EX31 Visitors Chair with Designer Plastic Shell Back, Black Steel Frame and Legs without Arms

**Overall Size:** 23W x 25D x 32H  
**Seat:** 19W x 19.5D x 3.5T **Back:** 19W x 14.5H x 3.5T **Seat Range:** 18.5 Fixed  
**Arms to Floor:** N/A **Weight:** 22 **UPS Weight:** 33 **COM:** 0.8 yds  
**Carton:** 32L x 22W x 9H **Cube:** 3.67 **Options:** N/A  
**Features:** N/A **Control:** N/A  
**Notes:** Non Stacking  
 Has received GREENGUARD Certification



Fabric	List Price
A	180.00
B	190.00
C	205.00
R	228.00



### ★ EX35 Visitors Chair with Designer Plastic Shell Back, Black Steel Frame and Legs with Arms

**Overall Size:** 23W x 25D x 32H  
**Seat:** 19W x 19.5D x 3.5T **Back:** 19W x 14.5H x 3.5T **Seat Range:** 18.5 Fixed  
**Arms to Floor:** 25.25 **Weight:** 25 **UPS Weight:** 33 **COM:** 0.8 yds  
**Carton:** 32L x 22W x 9H **Cube:** 3.67 **Options:** N/A  
**Features:** N/A **Control:** N/A  
**Notes:** Non Stacking  
 Has received GREENGUARD Certification



Fabric	List Price
A	210.00
B	220.00
C	235.00
R	260.00



### V3460 Deluxe Sled Base Arm Chair with Plastic Shell Back and Black Steel Frame

**Overall Size:** 24.5W x 24.25D x 33H  
**Seat:** 19W x 20D x 2T **Back:** 18W x 15.5H x 2T **Seat Range:** 18.5 Fixed  
**Arms to Floor:** 26 **Weight:** 23 **UPS Weight:** 45 **COM:** 0.8 yds  
**Carton:** 34L x 23W x 11H **Cube:** 4.98 **Options:** N/A  
**Features:** N/A **Control:** N/A  
**Notes:** Matches STC3410 and STC3440 Stack Chairs.  
 Non Stacking Has received GREENGUARD Certification



Fabric	List Price
A	220.00
B	230.00
C	248.00
R	275.00



### ★ V4410 Deluxe Sled Base Arm Chair with Designer Plastic Shell Back and Black Steel Frame

**Overall Size:** 23W x 24D x 32H  
**Seat:** 19W x 18D x 3.5T **Back:** 18.5W x 14.5H x 2.5T **Seat Range:** 18.5 Fixed  
**Arms to Floor:** 24.5 **Weight:** 27 **UPS Weight:** 37 **COM:** 0.8 yds  
**Carton:** 32L x 22W x 10H **Cube:** 4.07 **Options:** N/A  
**Features:** N/A **Control:** N/A  
**Notes:** Non Stacking  
 Has received GREENGUARD Certification



Fabric	List Price
A	210.00
B	220.00
C	235.00
R	260.00



### ★ V4420 Deluxe Sled Base Chair with Designer Plastic Shell Back and Black Steel Frame

**Overall Size:** 23W x 24D x 32H  
**Seat:** 19W x 19.5D x 3.5T **Back:** 18.5W x 14.5H x 2.5T **Seat Range:** 18.5 Fixed  
**Arms to Floor:** N/A **Weight:** 25 **UPS Weight:** 37 **COM:** 0.8 yds  
**Carton:** 32L x 22W x 10H **Cube:** 4.07 **Options:** N/A  
**Features:** N/A **Control:** N/A  
**Notes:** Non Stacking  
 Has received GREENGUARD Certification



Fabric	List Price
A	180.00
B	190.00
C	205.00
R	228.00

## Stack Chairs



### STC2020A2 Armless Stacking Chair with Black Mesh Screen Back, Mesh Seat and Black Frame Packed 2 per Carton

**Overall Size:** 21W x 24D x 31H  
**Seat:** 19W x 16.5D x 1.5T **Back:** 18.5W x 12H **Seat Range:** 18.5 Fixed  
**Arms to Floor:** N/A **Weight:** 28 **UPS Weight:** 103 **COM:** N/A  
**Carton:** 36W x 25D x 22H **Cube:** 11.45 **Options:** N/A  
**Features:** N/A **Control:** N/A  
**Notes:** Pricing Reflects 2 Pack

Fabric	List Price
Black Mesh	206.00 2 Pack



- ★ **STC2020A4** Armless Stacking Chair with Black Mesh Screen Back, Mesh Seat and Black Frame Packed 4 per Carton
- Overall Size: 21W x 24D x 31H  
 Seat: 19W x 16.5D x 1.5T Back: 18.5W x 12H Seat Range: 18.5 Fixed  
 Arms to Floor: N/A Weight: 59 UPS Weight: 134 COM: N/A  
 Carton: 45L x 25W x 23H Cube: 14.97 Options: N/A  
 Features: N/A Control: N/A  
 Notes: Pricing Reflects 4 Pack

Fabric	List Price
Black Mesh	370.00 4 Pack



- ★ **STC3030C30** 30 Pack Plastic Seat and Back Stack Chair with Chrome Frame. Assembled with Dolly.
- Overall Size: 21W x 23D x 31H  
 Seat: 18W x 18.5D Back: 21.25W x 12.5H Seat Range: 17.5 Fixed  
 Arms to Floor: N/A Weight: 380 UPS Weight: No UPS COM: N/A  
 Carton: Ships on Dolly Cube: 44.53 Options: N/A  
 Features: N/A Control: N/A  
 Notes: Pricing Reflects 30 Pack with Dolly  
 Has received GREENGUARD Certification

Fabric	List Price
-2 Grey -3 Black -4 Burgundy -7 Blue	3600.00 30 Pack with Dolly



- ★ **STC3030** 4 Pack Plastic Seat and Back Stack Chair with Chrome Frame. Assembled.
- Overall Size: 21.5W x 23D x 31H  
 Seat: 18W x 18.5D Back: 21.25W x 12.5H Seat Range: 17.5 Fixed  
 Arms to Floor: N/A Weight: 53 UPS Weight: No UPS COM: N/A  
 Carton: 36L x 26W x 25H Cube: 13.54 Options: N/A  
 Features: N/A Control: N/A  
 Notes: Pricing Reflects 4 Pack See Page 161 for Dolly  
 Has received GREENGUARD Certification

Fabric	List Price
-2 Grey -3 Black -4 Burgundy -7 Blue	528.00 4 Pack



- ★ **STC3230** 2 Pack Plastic Seat and Back Stack Chair with Chrome Frame. Assembled.
- Overall Size: 21.5W x 23D x 31H  
 Seat: 18W x 18.5D Back: 21.25W x 12.5H Seat Range: 17.5 Fixed  
 Arms to Floor: N/A Weight: 33 UPS Weight: 98 COM: N/A  
 Carton: 33L x 25W x 23H Cube: 10.98 Options: N/A  
 Features: N/A Control: N/A  
 Notes: Pricing Reflects 2 Pack. See Page 161 for Dolly  
 Has received GREENGUARD Certification

Fabric	List Price
-2 Grey -3 Black -4 Burgundy -7 Blue	278.00 2 Pack



- ★ **STC3410** Stacking Chair with Arms, Plastic Shell Back and Black Steel Frame
- Overall Size: 24.5W x 24.25D x 33H  
 Seat: 19W x 20D x 2T Back: 18.5W x 15.5H x 2T Seat Range: 19 Fixed  
 Arms to Floor: 26 Weight: 22 UPS Weight: 42 COM: 0.8 yds  
 Carton: 33L x 22W x 11H Cube: 4.62 Options: N/A  
 Features: N/A Control: N/A  
 Notes: Will Stack with STC3440  
 Has received GREENGUARD Certification



Fabric	List Price
A	200.00
B	220.00
C	235.00
R	260.00



- ★ **STC3440** Stacking Chair with Casters, Arms, Plastic Shell Back and Black Steel Frame
- Overall Size: 24.5W x 24.25D x 33H  
 Seat: 19W x 20D x 2T Back: 18.5W x 15.5H x 2T Seat Range: 19 Fixed  
 Arms to Floor: 26 Weight: 22 UPS Weight: 42 COM: 0.8 yds  
 Carton: 33L x 22W x 11H Cube: 4.62 Options: N/A  
 Features: N/A Control: N/A  
 Notes: Will Stack with STC3410  
 Has received GREENGUARD Certification



Fabric	List Price
A	220.00
B	235.00
C	248.00
R	275.00



- ★ **STC865** Stacking Chairs with Black Plastic Seat and Back and Chrome Frame. Available in 30 Pack w/Dolly, 4 Pack and 2 Pack.

Overall Size: 19W x 23D x 34H

Seat: 18.25W x 18.5D Back: 18.25W x 14H Seat Range: 17.75 Fixed

Arms to Floor: N/A Weight: 330/50/27 UPS Weight: 104 2 Pack Only

2 Pack Carton: 35L x 25W x 23H 4 Pack Carton: 38L x 29W x 23H

30 Pack Carton: Ships on Dolly Cube: 46.83/14.67/11.65

Notes: 30 and 4 Packs are NON-UPSable. Pricing Reflects in Packs.

See Page 161 for Dolly Has received GREENGUARD Certification

Fabric	List Price
<b>STC865C30</b> 30 Pack w/Dolly	3600.00
<b>STC865C4</b> 4 Pack	528.00
<b>STC865C2</b> 2 Pack	288.00
-3 Black	



- ★ **STC8300** Straight Leg Stacking Chair with Black Plastic Seat and Back and Chrome Frame. Available in 28 Pack w/Dolly, 4 Pack and 2 Pack.

Overall Size: 19W x 19.5D x 31.5H

Seat: 16W x 17D Back: 16.25W x 13.5H Seat Range: 17.5 Fixed

Arms to Floor: N/A Weight: 259/39/22 UPS Weight: 104 2 Pack Only

2 Pack Carton: 35L x 25W x 23H 4 Pack Carton: 38L x 29W x 23H

28 Pack Carton: Ships on Dolly Cube: 43.06/14.67/11.65

Notes: 28 and 4 Packs are NON-UPSable. Pricing Reflects in Packs.

See Page 161 for Dolly Has received GREENGUARD Certification

Fabric	List Price
<b>STC8300C28</b> 28 Pack w/Dolly	2744.00
<b>STC8300C4</b> 4 Pack	440.00
<b>STC8300C2</b> 2 Pack	245.00
-3 Black	



- ★ **STC8302** Sled Base Stacking Chair with Black Plastic Seat and Back and Chrome Frame. Available in 28 Pack w/Dolly, 4 Pack and 2 Pack.

Overall Size: 19W x 19.5D x 31.5H

Seat: 16W x 17D Back: 16.25W x 13.5H Seat Range: 17.5 Fixed

Arms to Floor: N/A Weight: 296/43/24 UPS Weight: 104 2 Pack Only

2 Pack Carton: 35L x 25W x 23H 4 Pack Carton: 38L x 29W x 23H

28 Pack Carton: Ships on Dolly Cube: 46.44/14.67/11.65

Notes: 28 and 4 Packs are NON-UPSable. Pricing Reflects in Packs.

See Page 161 for Dolly Has received GREENGUARD Certification

Fabric	List Price
<b>STC8302C28</b> 28 Pack w/Dolly	2744.00
<b>STC8302C4</b> 4 Pack	440.00
<b>STC8302C2</b> 2 Pack	245.00
-3 Black	



- STC866** Sled Base Stacking Chair with Chrome Frame Available in 3 Colors of Plastic Seat and Back. Available in 30 Pack w/Dolly, 4 Pack and 2 Pack.

Overall Size: 19W x 22D x 33.5H

Seat: 18.25W x 18D Back: 19W x 16.25H Seat Range: 17.75 Fixed

Arms to Floor: N/A Weight: 343/49/27 UPS Weight: 104 2 Pack Only

2 Pack Carton: 35L x 25W x 23H 4 Pack Carton: 38L x 29W x 23H


30 Pack Carton: Ships on Dolly Cube: 43.98/14.67/11.65

Notes: 30 and 4 Packs are NON-UPSable. Pricing Reflects in Packs.

See Page 161 for Dolly Has received GREENGUARD Certification

Fabric	List Price
<b>STC866C30</b> 30 Pack w/Dolly	3600.00
<b>STC866C4</b> 4 Pack	528.00
<b>STC866C2</b> 2 Pack	280.00
-3 Black -4 Burgundy -7 Blue	

### GANGABLE Special Built-in Ganging Hinge



### STACKABLE Special Built-in Stacking Clip



- FC8000NB** Folding Chair with Mocha Plastic Seat and Back and Mocha Frame. Sold in 4 Pack.

Overall Size: 19W x 20.5D x 32H

Seat: 16W x 16.5D Back: 19W x 9.5H Seat Range: 17.75 Fixed

Arms to Floor: N/A Weight: 46 UPS Weight: 46 COM: N/A

Carton: 40L x 20W x 8H Cube: 3.7 Options: N/A

Features: N/A Control: N/A

Notes: Pricing Reflects 4 Pack.

See Page 161 for Dolly Has received GREENGUARD Certification

Frame/Plastic	List Price
-1 Mocha/ Mocha	240.00 4 Pack
<b>300 lbs.</b>	





**FC8000NP** Folding Chair with Black Plastic Seat and Back and Black Frame. Sold in 4 Pack.

**Overall Size:** 19W x 20.5D x 32H

**Seat:** 16W x 16.5D **Back:** 19W x 9.5H **Seat Range:** 17.75 Fixed

**Arms to Floor:** N/A **Weight:** 46 **UPS Weight:** 46 **COM:** N/A

**Carton:** 40L x 20W x 8H **Cube:** 3.7 **Options:** N/A

**Features:** N/A **Control:** N/A

**Notes:** Pricing Reflects 4 Pack.

See Page 161 for Dolly [Has received GREENGUARD Certification](#)

#### Frame/Plastic

-3 Black/Black

**300 lbs.**

#### List Price

240.00  
4 Pack



**FC8000NS** Folding Chair with Blue Plastic Seat and Back and Silver Frame. Sold in 4 Pack.

**Overall Size:** 19W x 20.5D x 32H

**Seat:** 16W x 16.5D **Back:** 19W x 9.5H **Seat Range:** 17.75 Fixed

**Arms to Floor:** N/A **Weight:** 46 **UPS Weight:** 46 **COM:** N/A

**Carton:** 40L x 20W x 8H **Cube:** 3.7 **Options:** N/A

**Features:** N/A **Control:** N/A

**Notes:** Pricing Reflects 4 Pack.

See Page 161 for Dolly [Has received GREENGUARD Certification](#)

#### Frame/Plastic

-7 Silver/Blue  
-2 Silver/Grey

**300 lbs.**

#### List Price

240.00  
4 Pack



**FC8000NBG** Folding Chair with Beige Plastic Seat and Back and Beige Frame. Sold in 4 Pack.

**Overall Size:** 19W x 20.5D x 32H

**Seat:** 16W x 16.5D **Back:** 19W x 9.5H **Seat Range:** 17.75 Fixed

**Arms to Floor:** N/A **Weight:** 46 **UPS Weight:** 46 **COM:** N/A

**Carton:** 40L x 20W x 8H **Cube:** 3.7 **Options:** N/A

**Features:** N/A **Control:** N/A

**Notes:** Pricing Reflects 4 Pack.

See Page 161 for Dolly [Has received GREENGUARD Certification](#)

#### Frame/Plastic

-11 Beige/  
Beige

**300 lbs.**

#### List Price

240.00  
4 Pack



**FC8100NP** Folding Chair with Plastic Fan Back and Matching Fabric Seat with Black Frame. Sold in 4 Pack.

**Overall Size:** 19.5W x 22D x 35.5H

**Seat:** 16.75W x 17D x 1.75T **Back:** 18.5W x 14H **Seat Range:** 18 Fixed

**Arms to Floor:** N/A **Weight:** 59 **UPS Weight:** 59 **COM:** N/A

**Carton:** 45L x 20W x 12H **Cube:** 6.25 **Options:** N/A

**Features:** N/A **Control:** N/A

**Notes:** See Page 161 for Dolly

Pricing Reflects 4 Pack. [Has received GREENGUARD Certification](#)

#### Frame/Fabric

-3 Black/Black

**300 lbs.**

#### List Price

280.00  
4 Pack



**FC8100NS** Folding Chair with Plastic Fan Back and Matching Fabric Seat with Silver Frame. Sold in 4 Pack.

**Overall Size:** 19.5W x 22D x 35.5H

**Seat:** 16.75W x 17D x 1.75T **Back:** 18.5W x 14H **Seat Range:** 18 Fixed

**Arms to Floor:** N/A **Weight:** 59 **UPS Weight:** 59 **COM:** N/A

**Carton:** 45L x 20W x 12H **Cube:** 6.25 **Options:** N/A

**Features:** N/A **Control:** N/A

**Notes:** Pricing Reflects 4 Pack. See Page 161 for Dolly

[Has received GREENGUARD Certification](#)

#### Frame/Fabric

-3 Silver/Black  
-7 Silver/Blue

**300 lbs.**

#### List Price

280.00  
4 Pack



**FC8100NBG** Folding Chair with Plastic Fan Back and Matching Fabric Seat with Beige Frame. Sold in 4 Pack.

**Overall Size:** 19.5W x 22D x 35.5H

**Seat:** 16.75W x 17D x 1.75T **Back:** 18.5W x 14H **Seat Range:** 18 Fixed

**Arms to Floor:** N/A **Weight:** 59 **UPS Weight:** 59 **COM:** N/A

**Carton:** 45L x 20W x 12H **Cube:** 6.25 **Options:** N/A

**Features:** N/A **Control:** N/A

**Notes:** Pricing Reflects 4 Pack. See Page 161 for Dolly

[Has received GREENGUARD Certification](#)

#### Frame/Fabric

-11 Beige/Beige

**300 lbs.**

#### List Price

280.00  
4 Pack



- ★ **FF-22124M/FF-22324M** Folding Chair with Metal Seat and Back.  
Sold in 4 Pack.
- Overall Size:** 18.5W x 20D x 29.25H  
**Seat:** 16W x 16D **Back:** 16W x 6.5H **Seat Range:** 18 Fixed  
**Arms to Floor:** N/A **Weight:** 45 **UPS Weight:** 45 **COM:** N/A  
**Carton:** 39L x 20W x 9H **Cube:** 4.06 **Options:** N/A  
**Features:** N/A **Control:** N/A  
**Notes:** Pricing Reflects 4 Pack.

## Frame/Fabric

-22124M Tan  
-22324M Black

**300 lbs.**

**NEW**

## List Price

208.00  
4 Pack



- ★ **FF-23124V/FF-23324V** Folding Chair with Vinyl Seat and Back.  
Sold in 4 Pack.
- Overall Size:** 18.5W x 20D x 29.25H  
**Seat:** 16W x 16D **Back:** 16W x 6.5H **Seat Range:** 18.5 Fixed  
**Arms to Floor:** N/A **Weight:** 48 **UPS Weight:** 48 **COM:** N/A  
**Carton:** 39L x 20W x 9H **Cube:** 4.06 **Options:** N/A  
**Features:** N/A **Control:** N/A  
**Notes:** Pricing Reflects 4 Pack.

## Frame/Fabric

-23124V Tan  
-23324V Black

**300 lbs.**

**NEW**

## List Price

268.00  
4 Pack



- ★ **FF-223012/FF-227012** Folding Chair with Screen Seat and Back.  
Sold in 2 Pack.
- Overall Size:** 20.25W x 22D x 34.25H  
**Seat:** 18.5W x 17D x 2T **Back:** 18W x 9.75H **Seat Range:** 17 Fixed  
**Arms to Floor:** N/A **Weight:** 22 **UPS Weight:** 32 **COM:** N/A  
**Carton:** 41L x 19W x 8H **Cube:** 3.6 **Options:** N/A  
**Features:** N/A **Control:** N/A  
**Notes:** Sold in 2 pack.

## Fabric

223012 - Black  
Screen/Black  
Finish Frame

227012 - Black  
Screen/Titanium  
Finish Frame

## List Price

188.00  
2 pack

**NEW**



## **HA424-ES/HA424-CM/HA424-RD** Hacienda Folding Espresso. Wooden Chair with Faux Leather Seat. Sold in 2 Pack.

**Overall Size:** 17W x 21D x 37H  
**Seat:** 17W x 16D x 2T **Back:** 13.5W x 19.5H **Seat Range:** 18 Fixed  
**Arms to Floor:** N/A **Weight:** 36 **UPS Weight:** 36 **COM:** N/A  
**Carton:** 39L x 21W x 15H **Cube:** 7.1 **Options:** N/A  
**Features:** N/A **Control:** N/A  
**Notes:** Pricing Reflects 2 Pack. Designed for the HA432 Folding Table.

## Frame/Fabric

-U1 Espresso  
-U28 Cream  
-U19 Crimson  
Red

**NEW**

## List Price

280.00  
2 Pack



## **HA432** Hacienda Folding Table with Espresso Wood Finish

**Overall Size:** 32W x 44D x 30H  
**Seat:** N/A **Back:** N/A **Seat Range:** N/A  
**Arms to Floor:** N/A **Weight:** 46 **UPS Weight:** 46 **COM:** N/A  
**Carton:** 47L x 35W x 4H **Cube:** 3.8 **Options:** N/A  
**Features:** N/A **Control:** N/A  
**Notes:** Size Folded: 32W x 44D x 3.5H

## Frame/Fabric

Espresso

**NEW**

## List Price

218.00

**NO ASSEMBLY REQUIRED**

## Ventilated Seating



## **EM52022C** Designer Screen Back Managers Chair with Faux Leather Seat, Chrome Base, Padded Arms and Dual Wheel Carpet Casters

**Overall Size:** 23.5W x 23D x 42H  
**Seat:** 20W x 19D x 2.5T **Back:** 19.75W x 18.5H **Seat Range:** 17.75 -22.5  
**Arms to Floor:** 26 **Weight:** 29 **UPS Weight:** 34 **COM:** N/A  
**Carton:** 25L x 24W x 11H **Cube:** 3.8 **Options:** CG50, SW70  
**Features:** 1, 4, 5, 8, 9 **Control:** Locking Tilt  
**Notes:**

## Fabric

-U6 Black  
-U11 White

**NEW**

## List Price

280.00

◆ Denotes General Chair Warranty

★ NJ In Stock

	<p>★ <b>EM20600</b> Screen Back Task Chair with Black Fabric Seat and Dual Wheel Carpet Casters</p> <p>Overall Size: 23.75W x 22D x 37H            Seat: 19W x 16.5D x 2.5T Back: 17.5W x 12H Seat Range: 16.25 -19            Arms to Floor: N/A Weight: 19 UPS Weight: 22 COM: N/A            Carton: 21L x 20W x 10H Cube: 2.43 Options: CG50, SW70            Features: 1, 4 Control: Pneumatic Height            Notes:</p>	<p><b>Fabric</b></p> <p>-3 Black</p>	<p><b>List Price</b></p> <p>110.00</p>
	<p>★ <b>EM20200</b> Screen Back Task Chair with Black Fabric Seat and Dual Wheel Carpet Casters</p> <p>Overall Size: 19.25W x 22.75D x 37.5H            Seat: 19.25W x 17D x 2.25T Back: 17.75W x 16.5H Seat Range: 16 -19.5            Arms to Floor: N/A Weight: 21 UPS Weight: 29 COM: N/A            Carton: 23L x 22W x 11H Cube: 3.22 Options: CG50, SW70            Features: 1, 4 Control: Pneumatic Seat Height            Notes:</p>	<p><b>Fabric</b></p> <p>-3 Black</p>	<p><b>List Price</b></p> <p>145.00</p>
	<p>★ <b>EM20222</b> Screen Back Task Chair with Black Mesh Seat, Mesh Fabric Padded "T" Arms and Dual Wheel Carpet Casters</p> <p>Overall Size: 24.5W x 22.75D x 37.5H            Seat: 19.25W x 17D x 2.25T Back: 17.75W x 16.5H Seat Range: 16 -19.5            Arms to Floor: 27 Weight: 28 UPS Weight: 29 COM: N/A            Carton: 23L x 22W x 11H Cube: 3.22 Options: CG50, SW70            Features: 1, 4, 5, 8, 9 Control: Locking Tilt            Notes:</p>	<p><b>Fabric</b></p> <p>-3 Black Mesh Seat</p>	<p><b>List Price</b></p> <p>170.00</p>
	<p>★ <b>EM20522</b> Screen Back Black Mesh Seat Managers Chair with Mesh Fabric Padded "T" Arms and Dual Wheel Carpet Casters</p> <p>Overall Size: 24.75W x 23.25D x 39H            Seat: 20W x 17.75D x 2.5T Back: 18.5W x 23.25H Seat Range: 16 -20            Arms to Floor: 27 Weight: 34 UPS Weight: 34 COM: N/A            Carton: 24L x 22W x 11H Cube: 3.36 Options: CG50, SW70            Features: 1, 4, 5, 8, 9 Control: Locking Tilt            Notes:</p>	<p><b>Fabric</b></p> <p>-3 Black Mesh Seat</p>	<p><b>List Price</b></p> <p>215.00</p>
	<p>★ <b>EM20522-3U</b> Screen Back Black Mesh and Urethane Seat Managers Chair with Urethane Padded "T" Arms and Dual Wheel Carpet Casters</p> <p>Overall Size: 24.75W x 23.25D x 39H            Seat: 20W x 19.75D x 2.5T Back: 18.5W x 23.25H Seat Range: 16 -20            Arms to Floor: 27 Weight: 34 UPS Weight: 34 COM: N/A            Carton: 24L x 22W x 11H Cube: 3.36 Options: CG50, SW70            Features: 1, 4, 5, 8, 9 Control: Locking Tilt            Notes:</p>	<p><b>Fabric</b></p> <p>-3U Black Mesh and Urethane Seat</p>	<p><b>List Price</b></p> <p>215.00</p>
	<p>★ <b>EM2910/EM2910V</b> Task Chair with Screen Back and Dual Wheel Carpet Casters</p> <p>Overall Size: 18.5W x 22.25D x 40H            Seat: 18.5W x 18D x 3T Back: 17.5W x 17H Seat Range: 17.75 -23            Arms to Floor: N/A Weight: 24 UPS Weight: 33 COM: N/A            Carton: 24L x 24W x 11H Cube: 3.67 Options: CG50, SW70            Features: 1, 3, 4 Control: Pneumatic Height            Notes:</p>	<p><b>Fabric</b></p> <p><b>EM2910</b> -231 Black Icon <b>EM2910V</b> Black Vinyl</p>	<p><b>List Price</b></p> <p>215.00</p>



- ★ **EM35206-EC3/EM35201-EC1** Screen Back and Eco Leather Seat Managers Chair with Coated Finish Base and Accents
- Overall Size: 26W x 26.25D x 42H  
 Seat: 19.75W x 20.75D x 4T Back: 17.75W x 21.75H Seat Range: 17.25-21  
 Arms to Floor: 32.25 Weight: 33 UPS Weight: 47 COM: N/A  
 Carton: 28L x 27W x 12H Cube: 5.25 Options: CG50, SW70  
 Features: 1, 4, 5, 8, 9 Control: Locking Tilt  
 Notes:

Fabric	List Price
<b>EM35206-EC3</b> Silver/Black	312.00
<b>EM35201-EC1</b> Cocoa/ Espresso	<b>NEW</b>



- ★ **EM35207-3** Screen Back and Mesh Seat Managers Chair with Coated Finish Base and Accents
- Overall Size: 26W x 26.25D x 42H  
 Seat: 19.75W x 20.75D x 4T Back: 17.75W x 21.75H Seat Range: 17.25-21  
 Arms to Floor: 32.25 Weight: 33 UPS Weight: 47 COM: N/A  
 Carton: 28L x 27W x 12H Cube: 5.25 Options: CG50, SW70  
 Features: 1, 4, 5, 8, 9 Control: Locking Tilt  
 Notes:

Fabric	List Price
Titanium/Black Mesh Seat	312.00
<b>NEW</b>	



- **EM50727** Screen Back Task Chair with Adjustable Arms and Dual Wheel Carpet Casters
- Overall Size: 25.5W x 23D x 41H  
 Seat: 19W x 19D x 2.5T Back: 17.25W x 20H Seat Range: 17 -21.5  
 Arms to Floor: 25 Weight: 35 UPS Weight: 41 COM: .5 yds  
 Carton: 25L x 24W x 13H Cube: 4.51 Options: CG50, SW70  
 Features: 1, 4, 5, 8, 9 Control: Locking Tilt Control  
 Notes:



Fabric	List Price
-3 Black or -2 Grey	280.00
A	295.00
B	310.00
C	325.00
R	345.00



- ★ **EM51022N** Woven Mesh Back Task Chair with Dual Wheel Carpet Casters
- Overall Size: 24.5W x 23D x 40.5H  
 Seat: 20W x 19D x 2.5T Back: 18.5W x 18.5H Seat Range: 17.75 -22.25  
 Arms to Floor: 24.5 Weight: 30 UPS Weight: 41 COM: .5 yds  
 Carton: 25L x 24W x 13H Cube: 4.51 Options: CG50, SW70  
 Features: 1, 4, 5, 8, 9 Control: Locking Tilt Control  
 Notes: REPLACES 47903A



Fabric	List Price
-3 Black or -2 Grey	250.00
A	265.00
B	280.00
C	295.00
R	315.00



- ★ **583713** Screen Back Chair with Black Mesh Seat, Titanium Finish Base, Adjustable Lumbar and Height Adjustable Arms
- Overall Size: 28W x 23D x 45.5H  
 Seat: 22W x 19.5D x 3T Back: 21W x 26H Seat Range: 18.25 -22.75  
 Arms to Floor: 26.25 Weight: 42 UPS Weight: 43 COM: N/A  
 Carton: 30L x 25W x 11H Cube: 4.77 Options: CG50, SW70  
 Features: 1, 4, 5, 8, 9 Control: Locking Tilt  
 Notes: Dual Wheel Carpet Casters

Fabric	List Price
Black Mesh	275.00



- ★ **583814** Screen Back Chair with Black Leather Seat, Chrome Finish Base, Adjustable Lumbar and Height Adjustable Arms
- Overall Size: 28W x 23D x 45.5H  
 Seat: 22W x 19.5D x 3T Back: 21W x 26H Seat Range: 18.25 -22.75  
 Arms to Floor: 26.25 Weight: 42 UPS Weight: 43 COM: N/A  
 Carton: 30L x 25W x 11H Cube: 4.77 Options: CG50, SW70  
 Features: 1, 4, 5, 8, 9 Control: Locking Tilt  
 Notes: Dual Wheel Carpet Casters

Fabric	List Price
Black Leather	300.00



	<p>★ <b>EX1580</b> Screen Back Chair with Vinyl Trim and Leather Seat with Height Adjustable Arms</p> <p>Overall Size: 26W x 23.75D x 44.75H            Seat: 20.5W x 18D x 3.75T Back: 19.25W x 29.5H Seat Range: 17.5 -20.75            Arms to Floor: 24.75 Weight: 35 UPS Weight: 41 COM: N/A            Carton: 30L x 26W x 10H Cube: 4.51 Options: CG50, SW70            Features: 1, 4, 5, 8, 9 Control: Locking Tilt            Notes: Dual Wheel Carpet Casters</p>	<p><b>Fabric</b></p> <p>-3 Black Leather</p>	<p><b>List Price</b></p> <p>315.00</p>
	<p>★ <b>S2721</b> Screen Back Chair with Aluminum Finish Base, 2-to-1 Synchro Tilt Control and Soft Padded Height Adjustable Arms</p> <p>Overall Size: 26.75W x 26.75D x 44.5H            Seat: 19.5W x 19D x 4.5T Back: 18.5W x 20.25H Seat Range: 18.25 -22.5            Arms to Floor: 26.25 Weight: 38 UPS Weight: 39 COM: N/A            Carton: 28L x 24W x 11H Cube: 4.28 Options: CG50, SW70            Features: 1, 4, 7, 8, 9 Control: 2-to-1 Synchro Tilt            Notes: Dual Wheel Carpet Casters</p>	<p><b>Fabric</b></p> <p>-3 Black Mesh</p>	<p><b>List Price</b></p> <p>315.00</p>
	<p>★ <b>53603</b> Mesh Screen Back Mesh Seat Chair with Loop Arms and Dual Wheel Carpet Casters</p> <p>Overall Size: 28W x 26D x 43.5H            Seat: 21.5W x 20D x 3T Back: 20W x 22.5H Seat Range: 17.75 -21.25            Arms to Floor: 26.25 Weight: 34 UPS Weight: 36 COM: N/A            Carton: 27L x 23W x 11H Cube: 3.95 Options: CG50, SW70            Features: 1, 4, 5, 8, 9 Control: Locking Tilt            Notes:</p>	<p><b>Fabric</b></p> <p>Black Mesh</p>	<p><b>List Price</b></p> <p>240.00</p>
	<p>★ <b>599302</b> Woven Mesh Back Chair with Black Mesh or Custom Fabric Seat, Height Adjustable Arms, Adjustable Lumbar and Nylon Base</p> <p>Overall Size: 25.75W x 23.25D x 44H            Seat: 19.25W x 19.5D x 3T Back: 20.25W x 22.5H Seat Range: 18 -22.5            Arms to Floor: 25.25 Weight: 37 UPS Weight: 37 COM: .5 yds            Carton: 26L x 23W x 11H Cube: 3.81 Options: CG50, SW70            Features: 1, 4, 5, 8, 9 Control: Locking Tilt            Notes: Dual Wheel Carpet Casters</p>	<p><b>Fabric</b></p> <p>Black Mesh</p> <p>A 310.00            B 325.00            C 340.00            R 370.00</p> <p> Custom Fabric Program</p>	<p><b>List Price</b></p> <p>290.00</p>
	<p>★ <b>599402</b> Woven Mesh Back Chair with Black Leather Seat, Height Adjustable Arms, Adjustable Lumbar and Nylon Base</p> <p>Overall Size: 25.75W x 23.25D x 44H            Seat: 19.25W x 19.5D x 3T Back: 20.25W x 22.5H Seat Range: 18 -22.5            Arms to Floor: 25.25 Weight: 37 UPS Weight: 37 COM: N/A            Carton: 26L x 23W x 11H Cube: 3.81 Options: CG50, SW70            Features: 1, 4, 5, 8, 9 Control: Locking Tilt            Notes: Dual Wheel Carpet Casters</p>	<p><b>Fabric</b></p> <p>Black Eco Leather</p>	<p><b>List Price</b></p> <p>310.00</p>
	<p><b>EMH5102JR5-EC3/EMH5102JG5-3</b> Woven Mesh Back and Leather or Mesh Seat Chair w/Coated Wave Base, Flip Arms and Dual Wheel Carpet Casters</p> <p>Overall Size: 24.5W x 23.5D x 41H            Seat: 19W x 20D x 3T Back: 18.5W x 22H Seat Range: 16.75 -20.25            Arms to Floor: 24.5 Weight: 33 UPS Weight: 39 COM:            Carton: 25L x 23W x 13H Cube: 4.33 Options: CG50, SW70            Features: 1, 4, 5, 8, 9 Control: Wire Control            Notes:</p>	<p><b>Fabric</b></p> <p>EMH5102JR5-EC3 Silver/Black</p> <p>EMH5102JG5-3 Titanium/Black</p>	<p><b>List Price</b></p> <p>312.00</p> <p><b>NEW</b></p>



**EMMH5681JK5-EC1/EMMH5681JR5-EC3/EMMH5681JG5-30**  
Woven Mesh Back Chair w/Coated Wave Base, Flip Arms & Dual Wheel Carpet Casters  
**Overall Size:** 26W x 22D x 41H  
**Seat:** 19W x 20D x 3T **Back:** 20W x 26H **Seat Range:** 17-20.5  
**Arms to Floor:** 24.5 **Weight:** 35 **UPS Weight:** 42 **COM:**  
**Carton:** 26L x 24W x 13H **Cube:** 4.69 **Options:** CG50, SW70  
**Features:** 1, 4, 5, 7, 8, 9 **Control:** Wire Control  
**Notes:**

Fabric	List Price
EMMH5681JK5-EC1 Cocoa/Espresso	395.00
EMMH5681JR5-EC3 Silver/Black	<b>NEW</b>
EMMH5681JG5-30 Titanium/Black	



EMMH5681JG5-30



★ **183305/183905** Screen Back Visitors Chair with Black Mesh Seat or  
● Black Faux Leather Seat, Black Frame and Arms  
**Overall Size:** 24W x 23.5D x 32.75H  
**Seat:** 18.5W x 19.5D x 3.75T **Back:** 17.25W x 14.5H **Seat Range:** 18.5 Fixed  
**Arms to Floor:** 25.75 **Weight:** 25 **UPS Weight:** 38 **COM:** N/A  
**Carton:** 25L x 21W x 14H **Cube:** 4.25 **Options:** N/A  
**Features:** N/A **Control:** N/A  
**Notes:**

Fabric	List Price
183305 Black Mesh	188.00
183905 Black Faux Leather	188.00



★ **EM59722** Screen Back Over Designer Contour Shell Chair with Black  
Mesh, Faux Leather or Custom Fabric Seat and Fabric Padded Arms  
**Overall Size:** 26.75W x 25D x 42H  
**Seat:** 19W x 20D x 4T **Back:** 19.75W x 22H **Seat Range:** 17 -20.75  
**Arms to Floor:** 26.75 **Weight:** 36 **UPS Weight:** 39 **COM:** .75 yds  
**Carton:** 25L x 23W x 13H **Cube:** 4.32 **Options:** CG50, SW70  
**Features:** 1, 4, 5, 8, 9 **Control:** Locking Tilt  
**Notes:** Dual Wheel Carpet Casters



Fabric	List Price
-3 Black Mesh or -U6 Black Faux Leather	280.00
A	295.00
B	310.00
C	325.00
R	355.00



**EM5972V-3** Screen Back Over Designer Contour Shell Visitors Chair  
with Black Mesh Seat and Padded Arms  
**Overall Size:** 26.75W x 25D x 38.5H  
**Seat:** 19W x 20D x 4T **Back:** 19.75W x 22H **Seat Range:** 18 Fixed  
**Arms to Floor:** 26.75 **Weight:** 31 **UPS Weight:** 41 **COM:** .75 yds  
**Carton:** 25L x 21W x 15H **Cube:** 4.55 **Options:** N/A  
**Features:** N/A **Control:** N/A  
**Notes:**



Fabric	List Price
-3 Black Mesh	265.00
A	280.00
B	295.00
C	310.00
R	340.00



★ **EM59722-EC3** Screen Back Over Designer Contour Shell Chair with  
Black Eco Leather Seat and Black Eco Leather Padded Arms  
**Overall Size:** 26.75W x 25D x 42H  
**Seat:** 19W x 20D x 4T **Back:** 19.75W x 22H **Seat Range:** 17 -20.75  
**Arms to Floor:** 26.75 **Weight:** 36 **UPS Weight:** 39 **COM:** N/A  
**Carton:** 25L x 23W x 13H **Cube:** 4.32 **Options:** CG50, SW70  
**Features:** 1, 4, 5, 8, 9 **Control:** Locking Tilt  
**Notes:** Dual Wheel Carpet Casters

Fabric	List Price
Eco Leather -EC3 Black	310.00



**EM5972V-EC3** Screen Back Over Designer Contour Shell Visitors Chair with Black Eco Leather Seat and Padded Arms

Overall Size: 26.75W x 25D x 38.5H  
 Seat: 19W x 20D x 4T Back: 19.75W x 22H Seat Range: 18 Fixed  
 Arms to Floor: 26.75 Weight: 31 UPS Weight: 41 COM: N/A  
 Carton: 25L x 21W x 15H Cube: 4.55 Options: N/A  
 Features: N/A Control: N/A  
 Notes:

**Fabric**  
  
Eco Leather  
-EC3 Black

**List Price**  
  
295.00

## Self-Skinned Urethane Seating



**KH206** Saddle Seat Stool with Seat Angle Adjustment and Dual Wheel Carpet Casters

Overall Size: 27W x 27D x 36.25H  
 Seat: 13.5W x 9.25D x 2.5T Back: N/A Seat Range: 22.5 - 32.5  
 Arms to Floor: N/A Weight: 19 UPS Weight: 25 COM: N/A  
 Carton: 25L x 24W x 8H Cube: 2.78 Options: CG50, SW70, SK1, SK5  
 Features: 1, 4, 5, 9 Control: Pneumatic Height with Seat Tilt  
 Notes:

Has received GREENGUARD Certification

**Fabric**  
  
Black  
Self-Skinned  
Urethane

**List Price**  
  
220.00



**KH503** Intermediate Stool with Dual Wheel Carpet Casters

Overall Size: 22.5W x 22.5D x 24.75H  
 Seat: 14.25W x 14.25D x 1.5T Back: N/A Seat Range: 17.25 - 24.75  
 Arms to Floor: N/A Weight: 19 UPS Weight: 19 COM: N/A  
 Carton: 23L x 22W x 5H Cube: 1.46 Options: CG50, SW70, SK1, SK5  
 Features: 1, 4 Control: Pneumatic Height  
 Notes:

Has received GREENGUARD Certification

**Fabric**  
  
Black  
Self-Skinned  
Urethane

**List Price**  
  
170.00



**KH507** Stool with Adjustable Footrest and Dual Wheel Carpet Casters

Overall Size: 22.5W x 22.5D x 30.5H  
 Seat: 14.25W x 14.25D x 1.5T Back: N/A Seat Range: 20.5 - 30.5  
 Arms to Floor: N/A Weight: 21 UPS Weight: 21 COM: N/A  
 Carton: 23L x 23W x 7H Cube: 2.14 Options: CG50, SW70  
 Features: 1, 4, Control: Pneumatic Height  
 Notes:

Has received GREENGUARD Certification

**Fabric**  
  
Black  
Self-Skinned  
Urethane

**List Price**  
  
260.00



★ **KH520** Task Chair with Dual Wheel Carpet Casters

Overall Size: 18.5W x 22.5D x 37.5H  
 Seat: 18.5W x 18D x 1.5T Back: 17W x 13.25H x 1T Seat Range: 16 - 21  
 Arms to Floor: N/A Weight: 31 UPS Weight: 31 COM: N/A  
 Carton: 24L x 22W x 8H Cube: 2.44 Options: 07, CG50, SW70, SK1, SK5  
 Features: 1, 2, 3, 4 Control: Pneumatic Height  
 Notes: REPLACES KH220

Has received GREENGUARD Certification

**Fabric**  
  
Black  
Self-Skinned  
Urethane

**List Price**  
  
350.00



**KH580** Ergonomic Chair with Seat Tilt and Back Angle Adjustment and Dual Wheel Carpet Casters

Overall Size: 18.5W x 22.5D x 37.5H  
 Seat: 18.5W x 18D x 1.5T Back: 17W x 13.25H x 1T Seat Range: 16 - 21  
 Arms to Floor: N/A Weight: 36 UPS Weight: 36 COM: N/A  
 Carton: 24L x 22W x 8H Cube: 2.44 Options: 07, CG50, SW70, SK1, SK5  
 Features: 1, 2, 4, 10 Control: Multi Task  
 Notes: REPLACES KH280

Has received GREENGUARD Certification

**Fabric**  
  
Black  
Self-Skinned  
Urethane

**List Price**  
  
415.00



★ **KH540** Intermediate Drafting Chair with Adjustable Footrest and Dual Wheel Carpet Casters

**Overall Size:** 18.5W x 22.5D x 41.75H  
**Seat:** 18.5W x 18D x 1.5T **Back:** 17W x 13.25H x 1T **Seat Range:** 18 - 25.5  
**Arms to Floor:** N/A **Weight:** 37 **UPS Weight:** 37 **COM:** N/A  
**Carton:** 25L x 25W x 9H **Cube:** 3.26 **Options:** CG50, SW70  
**Features:** 1, 2, 3, 4 **Control:** Pneumatic Height  
**Notes:** REPLACES KH440  
 Has received GREENGUARD Certification

**Fabric**  
  
Black  
Self-Skinned  
Urethane

**List Price**  
  
365.00



★ **KH550** Standard Drafting Chair with Adjustable Footrest and Dual Wheel Carpet Casters

**Overall Size:** 18.5W x 22.5D x 48.75H  
**Seat:** 18.5W x 18D x 1.5T **Back:** 17 x 13.25H x 1T **Seat Range:** 22 - 32  
**Arms to Floor:** N/A **Weight:** 37 **UPS Weight:** 37 **COM:** N/A  
**Carton:** 25L x 25W x 9H **Cube:** 3.26 **Options:** 07, CG50, SW70  
**Features:** 1, 2, 3, 4 **Control:** Pneumatic Height  
**Notes:** REPLACES KH450  
 Has received GREENGUARD Certification

**Fabric**  
  
Black  
Self-Skinned  
Urethane

**List Price**  
  
440.00



**KH570** Intermediate Ergonomic Drafting Chair with Seat Tilt, Back Angle Adjustment, Adjustable Footrest and Dual Wheel Carpet Casters

**Overall Size:** 18.5W x 21.5D x 41.75H  
**Seat:** 18.5W x 18D x 1.5T **Back:** 17W x 13.25H x 1T **Seat Range:** 18 - 25.5  
**Arms to Floor:** N/A **Weight:** 41 **UPS Weight:** 41 **COM:** N/A  
**Carton:** 25L x 25W x 9H **Cube:** 3.26 **Options:** 07, CG50, SW70  
**Features:** 1, 2, 4, 10 **Control:** Multi Task  
**Notes:** REPLACES KH470  
 Has received GREENGUARD Certification

**Fabric**  
  
Black  
Self-Skinned  
Urethane

**List Price**  
  
460.00

## Options



**04** Height Adjustable Arms

**Weight:** 9 **Cube:** 0.61  
**Designed For:** 2902 & 98341 Only  
 Has received GREENGUARD Certification  
**List:** 85.00



**CG50** Floor Glides (set of 5)

★ **Weight:** 2 **Cube:** 0.2  
**Designed For:** Most Work Smart Chairs & Space Drafting Chairs - See Individual Chair Options  
 Has received GREENGUARD Certification  
**List:** 25.00 (set of 5)



★ **07** 2-Way Adjustable Arms

**Weight:** 9 **Cube:** 0.61  
**Designed For:** See Individual Chair Options  
 Has received GREENGUARD Certification  
**List:** 90.00



★ **SW70** Soft Wheel Caster (set of 5)

**Weight:** 2 **Cube:** 0.2  
**Designed For:** Most Work Smart & Space Chairs - See individual Chair Options  
 Has received GREENGUARD Certification  
**List:** 30.00 (set of 5)



★ **SK1** Stool Kit w/18" Chrome Ring

**Weight:** 6 **UPS Weight:** 0.63  
**Designed For:** See Individual Chair Options - Adds 7.5 inches to Seat Height - Ring is Height Adjustable  
 Has received GREENGUARD Certification  
**List:** 48.00



★ **SK5** Stool Kit w/19" Nylon Ring

**Weight:** 7 **UPS Weight:** 8 **Cube:** 0.92  
**Designed For:** See Individual Chair Options - Adds 7.5 inches to Seat Height - Ring is Height Adjustable  
 Has received GREENGUARD Certification  
**List:** 60.00





# Models Available from New Jersey Only



- ★ **EM42327N** Deluxe Screen Back and Mesh Seat Chair with Height Adjustable Arms and Nylon Base
- Overall Size:** 25.75W x 27.25D x 46.25H  
**Seat:** 19.5W x 19D x 3.75T **Back:** 22.5W x 25.75H x 1T **Seat Range:** 18.5-22.75  
**Arms to Floor:** 25 **Weight:** 42 **UPS Weight:** 50 **COM:** N/A  
**Carton:** 31L x 26W x 12H **Cube:** 5.59 **Options:** CG50, SW70  
**Features:** 1, 4, 5, 8, 9 **Control:** Pneumatic Height

Fabric	List Price
-231 Black Icon	425.00



- ★ **EM46827N-EM3** Deluxe Screen Back and Mesh Seat Chair with Height Adjustable Arms and Nylon Base
- Overall Size:** 23.25W x 27.25D x 40.5H  
**Seat:** 20.25W x 20.25D **Back:** 19.5W x 18.5H x 1T **Seat Range:** 18 - 22.25  
**Arms to Floor:** 25.5 **Weight:** 37 **UPS Weight:** 49 **COM:** N/A  
**Carton:** 28L x 26W x 13H **Cube:** 5.47 **Options:** CG50, SW70  
**Features:** 1, 4, 5, 8, 9 **Control:** Pneumatic Height

Fabric	List Price
-EM3 Black	370.00



- ★ **EM48727N** Deluxe Screen Back and Mesh Seat Chair with Height Adjustable Arms and Nylon Base
- Overall Size:** 23.25W x 27.25D x 40H  
**Seat:** 19.5W x 19D x 3.75T **Back:** 19.5W x 19.5H x 1T **Seat Range:** 18.5-22.75  
**Arms to Floor:** 25.5 **Weight:** 35 **UPS Weight:** 46 **COM:** N/A  
**Carton:** 31L x 26W x 11H **Cube:** 5.13 **Options:** CG50, SW70  
**Features:** 1, 4, 5, 8, 9 **Control:** Pneumatic Height

Fabric	List Price
-231 Black	325.00



- ★ **FL605** Faux Leather Managers Chair with Padded Arms
- Overall Size:** 26W x 26D x 40.5H  
**Seat:** 20W x 18D x 4T **Back:** 19.5W x 21H x 4T **Seat Range:** 18.75 -21.75  
**Arms to Floor:** 26.5 **Weight:** 43 **UPS Weight:** 47 **COM:** N/A  
**Carton:** 27L x 24W x 14H **Cube:** 5.25 **Options:** CG50, SW70  
**Features:** 1, 4, 5, 8, 9 **Control:** Locking Tilt  
**Notes:** Replaces EC605

Fabric	List Price
Faux Leather -U6 Black	220.00









# Models Available from NJ & GA Only



- ★ **PE9401** Mesh Screen Back and Mesh Seat Managers Chair with Adjustable Arms, Adjustable Lumbar, Knee Tilt and Nylon Base
- Overall Size:** 23W x 25.5D x 39.5H  
**Seat:** 20.5W x 19.5D x 3T **Back:** 22.5W x 24.5H **Seat Range:** 17.25-21.5  
**Arms to Floor:** 24.75 **Weight:** 53 **UPS Weight:** 53 **COM:** N/A  
**Carton:** 31L x 26W x 12H **Cube:** 5.59  
**Options:** N/A **Features:** 1, 4, 6, 8, 9 **Control:** Knee Tilt  
**Notes:** Available to Austell Only  
 Has achieved GREENGUARD Certification

Fabric	List Price
Mesh Screen Back and Black Mesh Seat	615.00



	<p>★ <b>FT6634 4' Resin Multi Purpose/Training Flip Table with Black Steel</b>          ● Tubular Frames, Locking Casters, and Cord Management  <b>Overall Size:</b> 48W x 24D x 29.25H <b>Pack:</b> 1pc  <b>Leg Tube:</b> 1.125" x 1.2mm <b>Table Top:</b> 45mm Thick <b>Weight:</b> 41  <b>Carton:</b> 50L x 26W x 5H <b>UPS Weight:</b> 41 <b>Cube:</b> 3.68  <b>Notes:</b></p>	<p><b>Shipping</b> UPSable <b>NEW</b></p>	<p><b>List Price</b> 280.00</p>
	<p>★ <b>FT6635 5' Resin Multi Purpose/Training Flip Table with Black Steel</b>          ● Tubular Frames, Locking Casters, and Cord Management  <b>Overall Size:</b> 60W x 24D x 29.25H <b>Pack:</b> 1pc  <b>Leg Tube:</b> 1.5" x 1.2mm <b>Table Top:</b> 45mm Thick <b>Weight:</b> 48  <b>Carton:</b> 62L x 26W x 6H <b>UPS Weight:</b> 50 <b>Cube:</b> 5.59  <b>Notes:</b></p>	<p><b>Shipping</b> UPSable <b>NEW</b></p>	<p><b>List Price</b> 330.00</p>
	<p><b>FF-33311 Multi Purpose Personal Activity Table - Sold in Single Pack</b>  <b>Overall Size:</b> 26W x 18D x 26.25H <b>Pack:</b> 1pc  <b>Leg Tube:</b> 0.625" x 1mm <b>Table Top:</b> 40mm Thick <b>Weight:</b> 9  <b>Carton:</b> 31L x 19W x 2H <b>UPS Weight:</b> 9 <b>Cube:</b> 0.68  <b>Notes:</b> Pricing Reflects Single Pack</p>	<p><b>Shipping</b> UPSable <b>NEW</b></p>	<p><b>List Price</b> 47.00 1 Pack</p>
	<p><b>FF-33314 Multi Purpose Personal Activity Table - Sold in 4 Pack</b>  <b>Overall Size:</b> 26W x 18D x 26.25H <b>Pack:</b> 4pc  <b>Leg Tube:</b> 0.625" x 1mm <b>Table Top:</b> 40mm Thick <b>Weight:</b> 34  <b>Carton:</b> 32L x 20W x 9H <b>UPS Weight:</b> 34 <b>Cube:</b> 3.33  <b>Notes:</b> Pricing Reflects 4 Pack</p>	<p><b>Shipping</b> UPSable <b>NEW</b></p>	<p><b>List Price</b> 176.00 4 Pack</p>
	<p><b>BT244 Adjustable Height (13.5-28) Deluxe Personal Tray Table (4 Pack)</b>  <b>Overall Size:</b> 30W x 19.5D x 28H <b>Pack:</b> 4pc  <b>Leg Tube:</b> .5" x 1.0mm <b>Table Top:</b> 42mm Thick <b>Weight:</b> 51  <b>Carton:</b> 39L x 21W x 10H <b>UPS Weight:</b> 51 <b>Cube:</b> 4.73  <b>Notes:</b></p>	<p><b>Shipping</b> UPSable</p>	<p><b>List Price</b> 260.00 4 Pack</p>
	<p>★ <b>BT04Q 4' Resin Multi Purpose Table</b>          ● <b>Overall Size:</b> 48W x 24D x 29.25H <b>Pack:</b> 1pc  <b>Leg Tube:</b> 1" x 0.8mm <b>Table Top:</b> 45mm Thick <b>Weight:</b> 21  <b>Carton:</b> 49L x 25W x 3H <b>UPS Weight:</b> 21 <b>Cube:</b> 2.12  <b>Notes:</b></p>	<p><b>Shipping</b> UPSable</p>	<p><b>List Price</b> 118.00</p>
	<p><b>BT04FA 4' Height Adjustable Fold in Half Resin Multi Purpose Table</b>  <b>Overall Size:</b> 48W x 24D x 29.25H <b>Pack:</b> 1pc <b>Range:</b> 22.75 -32.5  <b>Leg Tube:</b> 1" &amp; .75" x 0.9mm <b>Table Top:</b> 42mm Thick <b>Weight:</b> 23  <b>Carton:</b> 26L x 25W x 4H <b>UPS Weight:</b> 23 <b>Cube:</b> 1.50</p>	<p><b>Shipping</b> UPSable</p>	<p><b>List Price</b> 130.00</p>
	<p>★ <b>BT05Q 5' Resin Multi Purpose Table</b>          ● <b>Overall Size:</b> 60W x 30D x 29.25H <b>Pack:</b> 1pc  <b>Leg Tube:</b> 1.125" x 0.9mm <b>Table Top:</b> 45mm Thick <b>Weight:</b> 30  <b>Carton:</b> 61L x 31W x 3H <b>UPS Weight:</b> 30 <b>Cube:</b> 3.28  <b>Notes:</b> See Caddies on Page 161</p>	<p><b>Shipping</b> UPS Large Package</p>	<p><b>List Price</b> 150.00</p>

**BT5FQW 5' Resin Multi Purpose Center Fold Table with Transport Wheels**

Overall Size: 61W x 30D x 29.25H Pack: 1pc  
 Leg Tube: 1.0" x 0.8mm Table Top: 1.75" Thick Weight: 29  
 Carton: 33L x 30W x 4H UPS Weight: 29 Cube: 2.29  
 Notes:

**Shipping**UPS Large  
Package**List Price**

160.00

★ **BT06Q 6' Resin Multi Purpose Table**

Overall Size: 72W x 30D x 29.25H Pack: 1pc  
 Leg Tube: 1.125" x 1.0mm Table Top: 45mm Thick Weight: 34  
 Carton: 73L x 31W x 3H UPS Weight: 35 Cube: 3.92  
 Notes: See Caddies on Page 161

**Shipping**UPSable Large  
Package**List Price**

165.00

★ **BT6FQ 6' Resin Center Fold Multi Purpose Table**

Overall Size: 72W x 30D x 29.25H Pack: 1pc  
 Leg Tube: 1.125" x 0.9mm Table Top: 45mm Thick Weight: 34  
 Carton: 38L x 30W x 4H UPS Weight: 34 Cube: 2.63  
 Notes:

**Shipping**

UPSable

**List Price**

180.00

**BT6FQW 6' Resin Multi Purpose Center Fold Table with Transport Wheels**

Overall Size: 72.5W x 30D x 29.75H Pack: 1pc  
 Leg Tube: 1.125" x 1.1mm Table Top: 2.25" Thick Weight: 43  
 Carton: 39L x 31W x 5H UPS Weight: 43 Cube: 3.49  
 Notes:

**Shipping**UPS Large  
Package**List Price**

200.00

**BT06A 6' Height Adjustable Resin Multi Purpose Table**

Overall Size: 72W x 30D x 29.25H Pack: 1pc Range: 29.25 -37  
 Leg Tube: 1.125" x 1.0mm Table Top: 45mm Thick Weight: 35  
 Carton: 73L x 31W x 3H UPS Weight: 35 Cube: 3.92

**Shipping**UPSable Large  
Package**List Price**

180.00

★ **BT08Q 8' Resin Multi Purpose Table**

Overall Size: 96W x 30D x 29.25H Pack: 1pc  
 Leg Tube: 1.125" x 1.0mm Table Top: 50mm Thick Weight: 49  
 Carton: 98L x 31W x 3H UPS Weight: Non UPSable Cube: 5.27  
 Notes: See Caddies on Page 161

**Shipping**

Non UPSable

**List Price**

242.00

★ **BT36 36" Square Resin Table**

Overall Size: 36W x 36D x 29H Pack: 1pc  
 Leg Tube: 38.1mm x 1.0mm Table Top: 45mm Thick Weight: 27  
 Carton: 37L x 37W x 3H UPS Weight: 27 Cube: 2.37  
 Notes:

**Shipping**

UPSable

**List Price**

140.00

★ **BT48Q 48" Round Resin Multi Purpose Table**

Overall Size: 48W x 48D x 29.25H Pack: 1pc  
 Leg Tube: 31.125" x 1.0mm Table Top: 45mm Thick Weight: 32  
 Carton: 49L x 49W x 3H UPS Weight: 38 Cube: 4.17  
 Notes: See Caddies on Page 161

**Shipping**UPSable Large  
Package**List Price**

195.00

**BT48F 48" Round Fold in Half Resin Multi Purpose Table**

Overall Size: 48W x 48D x 29.25H Pack: 1pc  
 Leg Tube: 1.125" x 1.0mm Table Top: 45mm Thick Weight: 40  
 Carton: 49L x 26W x 5H UPS Weight: 40 Cube: 3.68  
 Notes: See Caddies on Page 161

**Shipping**UPSable Large  
Package**List Price**

218.00

★ **BT60Q 60" Round Resin Multi Purpose Table**

Overall Size: 60W x 60D x 29.25H Pack: 1pc  
 Leg Tube: 1.25" x 1.0mm Table Top: 50mm Thick Weight: 49  
 Carton: 62L x 62W x 3H UPS Weight: Non UPSable Cube: 6.67  
 Notes: See Caddies on Page 161

**Shipping**










Non UPSable

**List Price**

310.00

★ NJ In Stock

● GA In Stock

	★ <b>BT71Q 71" Round Resin Multi Purpose Table</b>	<b>Shipping</b>	<b>List Price</b>
	● Overall Size: 71W x 71D x 29.25H Pack: 1pc Leg Tube: 1.5" x 1.0mm Table Top: 55mm Thick Weight: 63 Carton: 72L x 72W x 3H UPS Weight: Non UPSable Cube: 9.0 Notes: See Caddies on Page 161	Non UPSable	420.00
	★ <b>BT22 Resin Training Multi Purpose Table</b>	<b>Shipping</b>	<b>List Price</b>
	● Overall Size: 70.5W x 19.5D x 29.5H Pack: 1pc Leg Tube: 1" x 1.0mm Table Top: 55mm Thick Weight: 28 Carton: 71L x 21W x 3H UPS Weight: 28 Cube: 2.58 Notes:	UPSable	150.00
	★ <b>PC-02 Resin Chair (4 Pack Blow Mold)</b>	<b>Shipping</b>	<b>List Price</b>
	● Overall Size: 18.5W x 21.9D x 33.2H Pack: 4pc Leg Tube: 1.125" x 1.1mm Table Top: N/A Weight: 51 (4 pack) Carton: 44L x 19W x 12H UPS Weight: 56 Cube: 5.80 Notes: See Caddies on Page 161	UPSable <b>300 lbs.</b>	288.00 4 Pack 72.00 ea.
	<b>PC-03 Resin Chair (4 Pack Blow Mold)</b>	<b>Shipping</b>	<b>List Price</b>
	● Overall Size: 18.5W x 22D x 33.2H Pack: 4pc Leg Tube: 1.125" x 0.9mm Table Top: N/A Weight: 51 Carton: 44L x 19W x 12H UPS Weight: 56 Cube: 5.80 Notes: See Caddies on Page 161	UPSable <b>300 lbs.</b>	288.00 4 Pack 72.00 ea.
	★ <b>PC-54 Plastic Chair (4 pack)</b>	<b>Shipping</b>	<b>List Price</b>
	● Overall Size: 17.75W x 17.5D x 34.5H Pack: 4pc Leg Tube: 0.75" x 0.85mm Table Top: N/A Weight: 28 Carton: 42L x 18W x 18H UPS Weight: 76 Cube: 7.87 Notes: See Caddies on Page 161	UPSable <b>225 lbs.</b>	168.00 4 Pack 42.00 ea.
	<b>PCT-05 5 Piece Folding Set (4 chairs and 36" x 36" fold in half table)</b>	<b>Shipping</b>	<b>List Price</b>
	● Overall Size Table: 36W x 36D x 29H Pack: 1pc Overall Size Chair: 17.75W x 17.5D x 34.5H Weight: 49 Carton: 37L x 20W x 9H UPS Weight: 49 Cube: 3.85 Notes:	UPSable <b>225 lbs.</b>	295.00
	<b>QT6173-05 5 Piece Folding Set (4 chairs and 48" Round fold in half table)</b>	<b>Shipping</b>	<b>List Price</b>
	● Overall Size Table: 48W x 48D x 29.25H Pack: 1pc Overall Size Chair: 18.25W x 20D x 20H Weight: 73 Carton: 49L x 26W x 13H UPS Weight: 93 Cube: 9.58 Notes:	UPSable Large Package <b>225 lbs.</b>	400.00
	<b>QT3965 3 Piece Folding Table and Bench Set (2 benches and one BT6FQ)</b>	<b>Shipping</b>	<b>List Price</b>
	● Overall Size Table: 72W x 30D x 29.25H Pack: 1pc Overall Size Bench: 72.5W x 12D x 17.5H Weight: 72 Carton: 40L x 32W x 8H UPS Weight: 72 Cube: 5.92 Notes:	UPSable <b>225 lbs.</b>	410.00
	<b>PC-15F Fold in Half Bench</b>	<b>Shipping</b>	<b>List Price</b>
	● Overall Size: 72.5W x 12D x 17.5H Pack: 1pc Leg Tube: 1" x 0.8mm Table Top: N/A Weight: 20 Carton: 38L x 13W x 5H UPS Weight: 20 Cube: 1.42 Notes:	UPSable <b>225 lbs.</b>	115.00

## MULTI PURPOSE TABLE AND CHAIR LIMITED WARRANTY

Office Star Products warrants, to the original purchaser, all "Work Smart Series Multi Purpose Tables and Chairs" to be free from defects in material and workmanship for a period of ten years. This warranty will not cover labor, freight or damage from misuse, abuse, negligence, alteration, accident, vandalism, rusting, acts of nature or any other event beyond the control of Office Star Products. This warranty does not cover cosmetic damage that may result from normal use. Liability for incidental or consequential damages is excluded. The user assumes all risk of injury resulting from use of this product. All Table Warranties are limited to 350 lbs. of distributed weight over the entire table top surface. All chair warranties are limited to normal usage by persons weighing 200 lbs. or less. This warranty gives you specific legal rights, and you may also have other rights which vary from state to state.





- ★ **TC102** Caddy for BT05Q, BT06Q, BT08Q or BT06A  
**Overall Size:** 76W x 30.3D x 45.3H **Pack:** 1pc  
**Handle Tube:** 1.125" x 1.8mm **Weight:** 75  
**Carton:** 78L x 34W x 6H **UPS Weight:** 83 **Cube:** 9.21  
**Notes:** Holds up to 20 BT05Q, BT06Q , 18 BT08Q and 20 BT06A

Shipping	List Price
UPSable Large Package	375.00



- ★ **TC103** Caddy for PC02 / PC03 Chairs  
**Overall Size:** 34.4W x 18.8D x 74.8H **Pack:** 1pc  
**Square Tube:** 31.8mm x 31.8mm x 1.2mm **Weight:** 49  
**Carton:** 46L x 20W x 5H **UPS Weight:** 49 **Cube:** 2.66  
**Notes:** Holds up to 28 PC02 or PC03 Chairs

Shipping	List Price
UPSable	250.00




- ★ **TC104** Caddy for PC54 Chairs  
**Overall Size:** 37.6W x 18.7D x 77.5H **Pack:** 1pc  
**Square Tube:** 31.8mm x 31.8mm x 1.2mm **Weight:** 47  
**Carton:** 40L x 22W x 5H **UPS Weight:** 47 **Cube:** 2.55  
**Notes:** Holds up to 60 PC54 Chairs

Shipping	List Price
UPSable	250.00




- ★ **TC106** Caddy for BT48Q, BT60Q and BT71 Round Tables  
**Overall Size:** 52W x 32.8D x 40.2H **Pack:** 1pc  
**Handle Tube:** 1.25" x 1.0mm **Weight:** 84  
**Carton:** 53L x 34W x 5H **UPS Weight:** 84 **Cube:** 5.21  
**Notes:** Holds up to 14 BT71Q, 15 BT60Q or 17 BT48Q

Shipping	List Price
UPSable Large Package	350.00




- ★ **DOL865** Stacking Dolly for STC865, STC866 and STC3030 Chairs with 2 locking Casters  
**Overall Size:** 31.5W x 24.5D x 15.25H  
**Weight:** 16 **Cube:** 7.95 **Pack:** 1pc  
**Carton:** 33L x 26W x 16H **UPS Weight:** 71  
**Notes:** Has received GREENGUARD Certification

Shipping	List Price
UPSable	175.00



- ★ **DOL8300** Stacking Dolly for STC8300 Chairs with 2 Locking Casters  
**Overall Size:** 31.5W x 21.75D x 18.25H  
**Weight:** 18 **Cube:** 7.95 **Pack:** 1pc  
**Carton:** 33L x 26W x 16H **UPS Weight:** 71  
**Notes:** Has received GREENGUARD Certification

Shipping	List Price
UPSable	175.00



- ★ **DOL8302** Stacking Dolly for STC8302 Chairs with 2 Locking Casters  
**Overall Size:** 31.5W x 23.25D x 16.5H  
**Weight:** 16 **Cube:** 7.95 **Pack:** 1pc  
**Carton:** 33L x 26W x 16H **UPS Weight:** 71  
**Notes:** Has received GREENGUARD Certification

Shipping	List Price
UPSable	175.00



- DOL8000** Stacking Dolly for FC8000 & FC8100 Chairs with 2 Locking Casters  
**Overall Size:** 71W x 19.25D x 44.5H  
**Weight:** 40 **Cube:** 5.42 **Pack:** 1pc  
**Carton:** 72L x 20W x 7H **UPS Weight:** 52  
**Notes:** Holds up to 32 Folded Chairs

Shipping	List Price
UPSable	175.00




**PTR2830A2 30" Metal Chair, Fully Assembled**

Overall Size: 22.5W x 21.75D x 30H

Seat: 14W x 14D Back: 12.25W x 15H Seat Range: 17.5 Fixed

Weight: 26 UPS Weight: 104

Carton: 23L x 23W x 38H Cube: 11.63

Notes: Pricing Reflects 2 Pack

**Fabric**

-2 Pewter Grey  
-3 Black  
-9 Red  
-11 White

**NEW**

**List Price**

265.00


**PTR2830A4 30" Metal Chair, Fully Assembled**

Overall Size: 22.5W x 21.75D x 30H

Seat: 14W x 14D Back: 12.25W x 15H Seat Range: 17.5 Fixed

Weight: 51 UPS Weight: 123

Carton: 23L x 23W x 45H Cube: 13.78

Notes: Pricing Reflects 4 Pack

**Fabric**

-2 Pewter Grey  
-3 Black  
-9 Red  
-11 White

**NEW**

**List Price**

440.00


**PTR3024A2 24" Steel Backless Bar Stool, Fully Assembled**

Overall Size: 16W x 16D x 24H

Seat: 12W x 12D x 1.5T Seat Range: 24 Fixed

Weight: 21 UPS Weight: 50

Carton: 18L x 17W x 30H Cube: 5.21

Notes: Pricing Reflects 2 Pack

**Fabric**

-2 Pewter Grey  
-3 Black  
-9 Red  
-11 White

**NEW**

**List Price**

190.00


**PTR3024A4 24" Steel Backless Bar Stool, Fully Assembled**

Overall Size: 16W x 16D x 24H

Seat: 12W x 12D x 1.5T Seat Range: 24 Fixed

Weight: 41 UPS Weight: 67

Carton: 18L x 17W x 40H Cube: 7.08

Notes: Pricing Reflects 4 Pack

**Fabric**

-2 Pewter Grey  
-3 Black  
-9 Red  
-11 White

**NEW**

**List Price**

330.00


**PTR3030A2 30" Steel Backless Bar Stool, Fully Assembled**

Overall Size: 17W x 17D x 30.25H

Seat: 12W x 12D x 1.5T Seat Range: 30.25 Fixed

Weight: 24 UPS Weight: 57

Carton: 18L x 17W x 36H Cube: 6.38

Notes: Pricing Reflects 2 Pack

**Fabric**

-2 Pewter Grey  
-3 Black  
-9 Red  
-11 White

**NEW**

**List Price**

220.00


**PTR3030A4 30" Steel Backless Bar Stool, Fully Assembled**

Overall Size: 17W x 17D x 30.25H

Seat: 12W x 12D x 1.5T Seat Range: 30.25 Fixed

Weight: 48 UPS Weight: 73

Carton: 18L x 17W x 46H Cube: 8.15

Notes: Pricing Reflects 4 Pack

**Fabric**

-2 Pewter Grey  
-3 Black  
-9 Red  
-11 White

**NEW**

**List Price**

365.00

## available fabrics



# available fabrics

## unmatched selection



**custom fabric program** | Choices in Fabric. Wherever chairs are identified with our CF graphic, you have hundreds of choices in fabric. Solids, patterns and textures. Simple and complex. Vinyls. Hospitality/healthcare-safe performance fabrics. Recycled selections. Choices for every environment. Many are IN STOCK. You can also choose C.O.M. (customer's own material). Digital representations of fabrics are available at [www.officestar.net/fabrics](http://www.officestar.net/fabrics)



**recycled fabric** (page 174) | **100% Recycled.** Wherever chairs are identified with our CF graphic, you can select 100% recycled polyester fabrics from our Champagne, Elements and Ladders collections. All surpass 50K - 100 double-rub durability testing as well as CAL 117, NFPA 260 and UFAC Class 1 flammability standards. So you can protect your immediate environment as well as our planet. That's big-picture thinking. Digital representations of fabrics are available at [www.officestar.net/fabrics](http://www.officestar.net/fabrics)

## A | grade fabric

### NEW Fun Colors



-3 | Black



-6 | Green



-7 | Blue



-9 | Red



-261 | Pink



-512 | Purple

• contents 100% polyester • flammability CAL117 •



5811 | Steel



5812 | Rouge



5819 | Violet



5877 | Sky



5879 | Olive




5881 | Jade

- contents 100% polyester, 30% cotton • surface abrasion 70,000 double rubs (Wyzenbeek), 35,000 double rubs (Martindale) •
- lightfastness 40 hours, Class 4 (AATCC Test Method 16E) • colorfastness Wet - Class 4.5, Dry - Class 4 (AATCC Test Method 8) •
- flammability Cal. 117, Section E, CS-191-53, Class 1 BIFMA FF1-78, NFPA 260-1989, UFAC, Class 1, B.S. 5852 Part 1: 1979 Ignition Source 0, Smouldering Cigarette •

### Dillon (antimicrobial)



-21R100 | Lipstick



-21R101 | Snow



-21R102 | Java



-21R103 | Stratus



-21R104 | Buff



-21R105 | Blue



-21R106 | Sage



-21R107 | Black

- contents 100% polyurethane back 70% polyester, 30% cotton • surface abrasion 200,000+ cycles • treatments N/A •
- break strength warp 130 lbs, weft 120 lbs • flammability CA Tech Bull. 117, Section E UFAC Class 1 NFPA 260 Class 1 •

\*Due to differences in dye batches and variations in printing as well as viewing environments and uneven color fading there will be slight variations in color. Exact matching may not be possible.




## Gavotte



-894 | Blue



-895 | Grey



-896 | Taupe



-897 | Burgundy

- **contents** 100% polyester • **surface abrasion** 30,000 cycles (cotton duck) •
- **break strength** warp 96 lbs, fill 99 lbs • **flammability** CA Tech Bull. 117, Section E • **treatments** N/A •

## Festival



-301 | Sangria




-302 | Blue Star



-303 | Dk. Pewter



-304 | Midnight Blue



-350 | Lt. Grey

- **contents** 100% polyester • **surface abrasion** 30,000 double rubs • **break strength** warp 75 lbs, fill 150 lbs •
- **flammability** CA Tech Bull. 117, Section E UFAC Class 1 NFPA 260 • **treatments** **BLOCKaide**™ a soil and stain repellent finish •

## Interlink



-104 | Ink Blue



-106 | Laguna



-107 | Flint



-108 | Autumn



-105 | Garnet

- **contents** 100% Olefin backing: latex • **surface abrasion** 30,000+ double rubs • **break strength** warp 100 lbs, fill 125 lbs •
- **flammability** CA Tech Bull. 117, Section E UFAC Class 1 BIFMA, Class 1 • **treatments** **BLOCKaide**™ a soil and stain repellent finish •

\*Due to differences in dye batches and variations in printing as well as viewing environments and uneven color fading there will be slight variations in color. Exact matching may not be possible.



### Legend



-351 | Ebony



-353 | Merlot



-354 | Royal

- **contents** 100% polyester • **surface abrasion** 75,000 double rubs (Wyzenbeek), 35,000 double rubs (Martindale) •
- **break strength** ASTM D5034-1995 WARP 257.3 lbs, WEFT 179.6 lbs. •
- **flammability** CA 117, Section E CS-191-53, Class 1; BIFMA FF1-78; NFPA 260-1989; UFAC, Class 1; B.S. 5852 Part 1: 1979 Ignition Source 0 Smouldering Cigarette • **treatments** soil and stain repellent finish •

### Icon



-225 | Navy



-226 | Grey



-227 | Burgundy



-231 | Black



-232 | Taupe

- **contents** 100% polyester • **surface abrasion** 400,000 double rubs (Wyzenbeek ASTM-D-4157) •
- **break strength** warp 150 lbs, fill 88 lbs • **flammability** CA Tech Bull. 117, Section E BIFMA FF-1-78 NFPA 260-1989 UFAC, Class 1 •
- **treatments** ASR2000™ a soil and stain repellent finish •

### Diamond



-296 | Blue Galaxy



-294 | Gold Dust



-295 | Shale



-297 | Jet




-298 | Wine

- **contents** 100% polyester • **surface abrasion** 50,000 double rubs • **break strength** warp 300 lbs, fill 300 lbs •
- **flammability** CA Tech Bull. 117, Section E UFAC Class 1 NFPA 260 • **treatments** N/A •

\*Due to differences in dye batches and variations in printing as well as viewing environments and uneven color fading there will be slight variations in color. Exact matching may not be possible.

## FreeFlex® Fabric | “Comfort You Remember”

Introducing an innovative free-flex upholstery cover providing unmatched comfort. Featuring multi-directional stretching, this 100% polyester material form-fits cushions while allowing the foam to flex more than other upholstery materials. With this heightened stretch-and-return capability, FreeFlex® also contours to an individual's shape and weight for truly individualized comfort. There's no sacrifice in durability; FreeFlex® passes 70K double rubs in Wyzenbek abrasion resistance testing.



-24 | Ember



-25 | Carbon



-26 | Azul



-27 | Camel



-29 | Olive



-30 | Coal

- **contents** 100% polyester • **surface abrasion** 50,000 double rubs (Wyzenbeek), 25,000 double rubs (Martindale) •
- **lightfastness** 20 hours, Class 4.5 (AATCC Test Method 16E) • **colorfastness** Wet - Class 4.5, Dry - Class 4.5 (AATCC Test Method 8) •
- **flammability** CA Tech Bull. 117, Section E •

\*Due to differences in dye batches and variations in printing as well as viewing environments and uneven color fading there will be slight variations in color. Exact matching may not be possible.



## NEW Fine Tune




-K100 | Luna



-K101 | Onyx



-K102 | Ash



-K103 | Herb



-K104 | Cocoa



-K105 | Tangelo

• **contents** 100% polyester • **surface abrasion** 40,000 double rubs •  
• **break strength** WARP 80 lbs, Fill 65 lbs • **flammability** CA Tech Bull. 117, Section E UFAC Class 1 NFPA 260 • **treatments** N/A •

## NEW City Park




-K106 | Birch



-K107 | Domino



-K108 | Steely



-K109 | Kiwi



-K110 | Walnut



-K111 | Marigold

• **contents** 100% polyester • **surface abrasion** 50,000 double rubs • **break strength** warp 90 lbs, fill 76 lbs •  
• **flammability** CA Tech Bull. 117, Section E UFAC Class 1 NFPA 260 • **treatments** N/A •


\*Due to differences in dye batches and variations in printing as well as viewing environments and uneven color fading there will be slight variations in color. Exact matching may not be possible.



## Lifesaver




-21R591 | Crème



-21R592 | Orangée



-21R593 | Rouge



-21R594 | Bleu



-21R595 | Brun

- **contents** 8% post-consumer recycled polyester, 92% pre-consumer recycled polyester •
- **surface abrasion** 40,000+ double rubs min (cotton duck) •
- **flammability** CA Tech. Bull 117, Section E, NFPA 260 Class 1 • **treatments** Scotchgard™ •

## Crave



-318 | Ruby



-316 | Khaki/Taupe



-363 | Black Triangle



-317 | Midnight Blue



-319 | Moss



-320 | Charcoal/Graphite

- **contents** 65% cotton / 35% polyester • **surface abrasion** 30,000 double rubs • **break strength** Warp 50 lbs. Fill 50 lbs. •
- **flammability** BIFMA X5.7 CA Tech. Bull 117, Section E • **treatments** stain repellent Superclear .5 oz. •

\*Due to differences in dye batches and variations in printing as well as viewing environments and uneven color fading there will be slight variations in color. Exact matching may not be possible.

## Transport



-216 | Tuxedo




-217 | Ash




-218 | Inferno



-220 | Nugget



-214 | Ivy



-215 | Rapids

- **contents** 58% polypropylene / 42% recycled polyester • **surface abrasion** 30,000 double rubs •
- **break strength** Warp 125 lbs. Fill 150 lbs. • **flammability** CA Tech. Bull 117, Section E UFAC Class 1, NFPA 260 Class 1 •
- **treatments** BLOCKaide® a soil and stain repellent finish •

## Animal Print



-237 | Zebra



-243 | Palomino



-245 | Bobcat

- **contents** Face: 100% polyester, substrate: 65% polyester, 35% cotton • **surface abrasion** 15,000 heavy duty •
- **break strength** Warp 68 lbs. Fill 64 lbs. • **flammability** UFAC Class 1, MVSS 302 Cal. 117, Section E •
- **treatments** mineral initial oil, abraded oil, water •

## Capretto



Jet Black



Brown

Capretto has been discontinued for 2014.  
Please refer to Grade A Dillon as a substitute.



## Pleasure Suede



-307 | Sage



-308 | Stone



-311 | Wine




-313 | Earth

- **contents** 100% polyester • **surface abrasion** 30,000 double rubs • **break strength** Warp 75 lbs. Fill 75 lbs. •
- **flammability** CA Tech. Bull 117, Section E NFPA 260 Class 1, UFAC Class 1, BIFMA Class 1 • **treatments** N/A •

## Trinket




-75 | Charcoal Onyx



-76 | Sandstone



-78 | Cadet



-80 | Ebony



-74 | Cabernet

- **contents** Face: 58% polyester / 42% acrylic Backing: 100% acrylic • **surface abrasion** heavy duty 45,000 cycles •
- **break strength** Warp 73 lbs. Fill 50 lbs. • **flammability** CA 191-53 Tech. Bull 117, Section E UFAC Class 1 •
- **treatments** Teflon™ fabric protector only by DuPont® (Teflon™ is a registered trademark of DuPont®. Only DuPont® makes Teflon™) •

## Brackle



-397 | Merlot



-315 | Charcoal



-396 | Copper



-398 | Sage



-399 | Blue

- **contents** 100% recycled polyester • **surface abrasion** 30,000 double rubs • **break strength** warp 150 lbs, fill 100 lbs •
- **flammability** CA Tech Bull. 117, Section E UFAC Class 1 NFPA 260 • **treatments** **BLOCKaide**™ a soil and stain repellent finish •

\*Due to differences in dye batches and variations in printing as well as viewing environments and uneven color fading there will be slight variations in color. Exact matching may not be possible.



### Ratio



-942 | Sapphire



-943 | Hickory




-944 | Sage



-945 | Port



-946 | Storm



-947 | Night



-948 | Lapis

- **contents** 100% polyester • **surface abrasion** 100,000 double rubs (cotton duck) • **break strength** warp 72 lbs, fill 62 lbs •
- **flammability** CA Tech Bull. 117, Section E UFAC, Class 1 NFPA 260 • **treatments** soil & stain repellent finish •

### Marquis



-21R506 | Pearl



-21R507 | Onyx



-21R508 | Aquamarine



-21R509 | Peridot



-21R510 | Amethyst



-21R511 | Smoky Quartz

- **contents** 59% pre-consumer recycled polyester, 34% polyester, 7% post-consumer recycled polyester •
- **surface abrasion** 39,000 double rubs (cotton duck) • **break strength** Warp 100 lbs. Fill 100 lbs •
- **flammability** CA Tech. Bull 117, NFPA 260 Class 1 • **treatments** soil and stain repellent finish •

\*Due to differences in dye batches and variations in printing as well as viewing environments and uneven color fading there will be slight variations in color. Exact matching may not be possible.






-921 | Pesto



-922 | Adrift




-923 | Sizzle



-920 | Offshore



-924 | Bronze




-925 | Oxide



-926 | Admiral

- **contents** 100% polyester • **surface abrasion** 102,000 double rubs (cotton duck) • **break strength** warp 237 lbs, fill 284 lbs •
- **flammability** CA Tech Bull. 117, Section E UFAC, Class 1 ASTM E84-87 • **treatments** soil & stain repellent finish •

## Mime



-941 | Pewter



-935 | Ember



-936 | Twig



-937 | Winery



-938 | Palm



-939 | Azure



-940 | Cocoa

- **contents** 100% polyester • **surface abrasion** 51,000 double rubs (cotton duck) • **break strength** warp 209 lbs, fill 248 lbs •
- **flammability** CA Tech Bull. 117, Section E UFAC, Class 1 NFPA 260, ASTM E84-87 • **treatments** soil & stain repellent finish •

\*Due to differences in dye batches and variations in printing as well as viewing environments and uneven color fading there will be slight variations in color. Exact matching may not be possible.



## Recycled Fabric



**100% Recycled.** Wherever chairs are identified with our CF graphic, you can select 100% recycled polyester fabrics from our Champagne, Elements and Ladders collections. All surpass 100,000 double-rub durability testing as well as CAL 117, NFPA 260 and UFAC Class 1 flammability standards. So you can protect your immediate environment as well as our planet. That's big-picture thinking. See your choices at [www.officestar.net/fabrics](http://www.officestar.net/fabrics)

### Champagne



-930 | Truffle



-931 | Corkscrew



-932 | Fizz



-933 | Muscat



-934 | Chablis

- **contents** 100% recycled polyester • **surface abrasion** 100,000 double rubs (cotton duck) •
- **break strength** min warp 250 lbs, min fill 250 lbs •
- **flammability** CA Tech Bull. 117, Section E UFAC Class 1 NFPA 260 Class 1 • **treatments** N/A •

### Element



-899 | Smoke



-900 | Putty



-901 | Plum



-902 | Sapphire



-903 | Earth

- **contents** 100% recycled polyester • **surface abrasion** 130,000+ double rubs • **break strength** min warp 100 lbs, min fill 100 lbs •
- **flammability** CA Tech Bull. 117, Section E UFAC Class 1 NFPA 260 Class 1 • **treatments** N/A •

\*Due to differences in dye batches and variations in printing as well as viewing environments and uneven color fading there will be slight variations in color. Exact matching may not be possible.

## General Information

**Terms of Sale:** Net 30 days to firms who have established satisfactory credit; otherwise, payment in advance will be required. Past due accounts are subject to a finance charge of 1 1/2 % per month or 18% per annum.

### Shipping Information: F. O. B. FACTORY

TITLE OF GOODS passes to purchaser and our responsibility ceases when shipment is accepted for transportation by any carrier from our factory. Carrier routing will be established by our Traffic Department if not indicated on purchaser's order. All shipments will be on a COLLECT basis unless otherwise instructed on order. If shipment is received damaged, note damage on carrier freight bill at time of acceptance and file claim for appropriate damages from the carrier. Concealed damage must be reported to the transportation company within 15 days from the date of delivery. All damaged merchandise claims must be filed directly with the delivering carrier.

**Returned Goods:** Returned merchandise will not be accepted unless authorized in writing prior to return; ship freight prepaid, in original carton, and if applicable, will be subject to a restocking charge of 20%.

**C.O.M. FABRIC:** Customers own material. Cost: "B" grade pricing. Fabric shipped pre-paid to Office Star Products. Customers own material is not warranted. C.O.M. Form must accompany fabric or order.

Note: COM orders are custom, and therefore, not subject to return.

**Order Changes and Cancellations:** Due to expedited shipping schedules, Office Star Products must limit customer changes and cancellations. A restocking charge of 20% will be invoiced for any product cancelled or changed after production has begun. Production normally begins 72 hours after receipt of order.

**SPECIFICATIONS ARE SUBJECT TO CHANGE DUE TO MANUFACTURING IMPROVEMENTS. ALL MODELS SHIP RTA (READY-TO-ASSEMBLE) UNLESS OTHERWISE NOTED. ALL MEASUREMENTS AND WEIGHTS ARE NOMINAL UPS WEIGHT IS THE DIMENSIONAL BILLING WEIGHT FOR UPS SHIPPING**

### TO MAKE A WARRANTY CLAIM

Contact Parts Department via E-mail [parts@officestar.net](mailto:parts@officestar.net), by Fax 1-909-930-5629, or toll free parts number 1-800-950-7262, Monday through Friday 8:00 a.m. - 5:00 p.m. Pacific Time. Provide model number and description of the problem and obtain confirmation number. At its option, Office Star Products will:

- a. Supply compatible components of current manufacture.
- b. Repair the customer's component.

**It is the customer's responsibility to prepay freight on any components returned to the factory. Return freight on components covered by warranty will be paid by Office Star Products.**

---

### Care and Cleaning:

- Vacuum or brush fabrics at least once a week. Protect from glaring sunlight.
- Use a damp cloth to clean other surface areas.
- Check screws for tightness, clean and lubricate moving parts such as chair controls and casters every three months.

### Please Note:

Due to differences in dye batches and variations in printing as well as viewing environments and uneven color fading, there will be slight variations in color. Exact matching may not be possible.



### SPACE LIMITED WARRANTY

Space chairs are warranted from the date of purchase against failure due to material and workmanship as follows:

- |  |   |   |
|--|---|---|
| • Lifetime on component Parts<br>Including pneumatic cylinder, control<br>mechanism, base and casters. | • 3 Years on upholstery fabric and<br>foam against wear and deterioration | • Leather is not warranted against routine<br>scratching and scuffing, as leather is subject to<br>minor blemishes in use |
|--|---|---|

All warranties are limited to the original purchaser for normal commercial usage defined as a standard forty hour work week by persons weighing 250 lbs. or less. The 63-37A773HM, 75-7A773, 75-37A773, 75-47A773 and 839-11B35WA are for persons weighing 400 lbs. or less, the 818 & select 829's with self-adjusting mechanism are 300 lbs. or less and the 15-37A720D is 325 lbs. or less. This warranty will not cover labor, freight or damage from misuse, abuse, negligence, alteration, accident, vandalism, rusting, acts of nature or any other event beyond the control of Office Star Products. The warranty does not cover cosmetic damage that may result from normal use. Liability for incidental or consequential damages is excluded. The user assumes all risk of injury resulting from use of this product. When usage is more than 40 hours per week, a five year warranty on all parts applies. Fabric is warranted for one year. This warranty gives you specific legal rights, and you may also have other rights which vary from state to state

**All Space chairs meet or exceed ANSI BIFMA standards.**

**It is the customer's responsibility to prepay freight on any components returned to the factory. Return freight on components covered by warranty will be paid by Office Star Products.**



# Limited Product Warranty

OSP Furniture includes office casegoods, metal filing/storage, reception/lounge and wood seating manufactured for quality and durability. These products are warranted from the original purchase date and to the original purchaser for normal commercial usage – defined as a standard forty-hour work week and by persons weighing 250 lbs. or less -- according to the below-listed schedule and limitations.

## Casegoods

- 10 years against failure due to materials and workmanship
- Laminate finishes are covered for a period of 5 years
- Veneer finishes are covered for a period of 3 years
- Electrical components are not covered by this warranty

## Metal Filing/Storage

- Limited lifetime warranty

## Reception, Wood Guest and Lounge Seating

- 5 years structural integrity of frame
- 3 years on seating wood finishes
- 3 years on upholstery fabric and Foam against wear and deterioration (except leather)
- Leather is not warranted against routine scratching and scuffing, as leather is subject to minor blemishes in use. Minor variations in color, texture and grain are a natural part of leather hides, and therefore, are not covered by this warranty.
- C.O.M. Fabrics are not warranted by Office Star Furniture

## Grain, color and finishes

Variation of grain and color are natural, inherent characteristics of wood, a living material. This variation is part of the beauty of real wood and anticipated in wood veneer furnishings. Therefore, OSP Furniture is not warranted to match in grain or color or texture. It is a natural phenomenon for wood grain to change in color as it ages, and wood finishes are not warranted for color-fastness.

## Warranty Exclusions

This warranty will not cover labor, freight, or damage from misuse, abuse, negligence, alteration, assembly, installation, attachments, accident, vandalism, acts of nature or any other event beyond the control of Office Star Products. The warranty does not cover cosmetic damage that may result from normal use. Liability for incidental or consequential damage is excluded. The user assumes all risk of injury resulting from use of this product.

This warranty applies only to products purchased through authorized OSP Furniture dealers and products sold within the United States of America and the Commonwealth of Canada. This warranty does not apply to products used for rental purposes. This warranty gives you specific legal rights, and you may also have other rights which vary from state to state.

## HOSPITALITY SEATING LIMITED WARRANTY

Hospitality chairs are warranted from the date of purchase against failure due to material and workmanship as follows:

- Lifetime on component Parts Including pneumatic cylinder, control mechanism, base and casters.
- 3 Years on upholstery fabric and foam against wear and deterioration.
- Leather is not warranted against routine scratching and scuffing, as leather is subject to minor blemishes in use.

All warranties are limited to the original purchaser for normal commercial usage defined as a standard forty hour work week by persons weighing 250 lbs. or less. This warranty will not cover labor, freight or damage from misuse, abuse, negligence, alteration, accident, vandalism, rusting, acts of nature or any other event beyond the control of Office Star Products. The warranty does not cover cosmetic damage that may result from normal use. Liability for incidental or consequential damages is excluded. The user assumes all risk of injury resulting from use of this product. When usage is more than 40 hours per week, a five year warranty on all parts applies. Fabric is warranted for one year. This warranty gives you specific legal rights, and you may also have other rights which vary from state to state.

**It is the customer's responsibility to prepay freight on any components returned to the factory.  
Return freight on components covered by warranty will be paid by Office Star Products.**





## Lounge, Hospitality and Casegoods General Information

**Terms of Sale:** Net 30 days to firms who have established satisfactory credit; otherwise, payment in advance will be required. Past due accounts are subject to a finance charge of 1 1/2 % per month or 18% per annum.

**Shipping Information:** F. O. B. FACTORY

TITLE OF GOODS passes to purchaser and Office Star products' responsibility ceases when shipment is accepted for transportation by any carrier from our factory. Carrier routing will be established by our Traffic Department if not indicated on purchaser's order. All shipments will be on a COLLECT basis unless otherwise instructed on order.

**Receiving Instructions:**

**If shipment is received damaged, note damage on freight bill at time of acceptance and file claim for appropriate damages from the carrier.** Be certain to also inspect for proper quantity of pallets/cartons and visible damage to cartons that may be evidence of concealed damage -- be certain all notations are made on original freight bill prior to signing. Concealed damage must be reported to the transportation company, in writing, within 15 days from the date of delivery. **Therefore, open all cartons and inspect product immediately upon receipt.** All damaged merchandise claims must be filed directly with the delivering carrier.

**Returned Goods:** Returned merchandise will not be accepted unless authorized, in writing, prior to return. Any returned goods must be shipped freight pre-paid; in original cartons and in original like-new condition; and, if applicable, subject to a 20% restocking charge.

**C.O.M.** Customers Own Material. Cost: "B" grade pricing. Fabric shipped pre-paid to Office Star Products. Customers own material is not warranted. C.O.M. Form must accompany fabric or order.

**Order Changes and Cancellations:** Due to expedited shipping schedules, Office Star Products must limit customer changes and cancellations. A restocking charge of 20% will be invoiced for any product cancelled or changed after production has begun. Production normally begins 72 hours after receipt of order.

**SPECIFICATIONS ARE SUBJECT TO CHANGE DUE TO MANUFACTURING IMPROVEMENTS**

**ALL MODELS SHIP KD (KNOCKED DOWN) UNLESS OTHERWISE NOTED.**

---

## pro·line II *Pro-Line II Warranty*

### PROLINE II LIMITED WARRANTY

ProLine II chairs are warranted from the date of purchase against failure due to material and workmanship as follows:

- Lifetime on component parts including pneumatic cylinder, control mechanism, base and casters.
- 3 Years on upholstery fabric and foam against wear and deterioration.
- Leather is not warranted against routine scratching and scuffing, as leather is subject to minor blemishes in use.

Elite chairs (54666) are warranted from the date of purchase against failure due to material and workmanship as follows:

- 5 Years on component Parts Including pneumatic cylinder, control mechanism, base and casters.
- 2 Years on upholstery fabric and foam against wear and deterioration.

ProLine II Desks are warranted from the date of purchase against failure due to material and workmanship as follows:

- Prado Collection = 5 Years
- Horizon Desking & Wood Conference (CT) Tables = 3 Years

### Grain, color and finishes

Variation of grain and color are natural, inherent characteristics of wood, a living material. This variation is part of the beauty of real wood and anticipated in wood veneer furnishings. Therefore, Proline II furniture is not warranted to match in grain or color or texture. It is a natural phenomenon for wood grain to change in color as it ages, and wood finishes are not warranted for colorfastness.

All warranties are limited to the original purchaser for normal commercial usage defined as a standard forty hour work week by persons weighing 250 lbs. or less. The 54666 is for persons weighing 300 lbs. or less. The 7103M, 7602R, 7605R, 7600R, 81108, 81308 & 81608 are for persons weighing 400 lbs. or less. This warranty will not cover labor, freight or damage from misuse, abuse, negligence, alteration, accident, vandalism, rusting, acts of nature or any other event beyond the control of Office Star Products. The warranty does not cover cosmetic damage that may result from normal use. Liability for incidental or consequential damages is excluded. The user assumes all risk of injury resulting from use of this product. When usage is more than 40 hours per week, a five year warranty on all parts applies. Fabric is warranted for one year. This warranty gives you specific legal rights, and you may also have other rights which vary from state to state.

**All ProLine II chairs meet or exceed ANSI BIFMA standards.**



## **WORK SMART LIMITED WARRANTY**

Work Smart chairs are warranted from the date of purchase against failure due to material and workmanship as follows:

- 15 Years on all non-moving metal parts.
- 5 Years on component parts including Control mechanisms, pneumatic cylinders, wood, plastic parts, base and casters.
- 3 Years on upholstery fabric and foam against wear and deterioration.
- Leather is not warranted against routine scratching and scuffing, as leather is subject to minor blemishes in use.

All warranties are limited to the original purchaser for normal commercial usage defined as a standard forty hour work week by persons weighing 250 lbs. or less. The EX1098, EC1283C & ECH12801 are for persons weighing 350 lbs. or less. This warranty will not cover labor, freight or damage from misuse, abuse, negligence, alteration, accident, vandalism, rusting, acts of nature or any other event beyond the control of Office Star Products. The warranty does not cover cosmetic damage that may result from normal use. Liability for incidental or consequential damages is excluded. The user assumes all risk of injury resulting from use of this product. When usage is more than 40 hours per week, a two year warranty on all parts applies. Fabric is warranted for one year. This warranty gives you specific legal rights, and you may also have other rights which vary from state to state.

**All Work Smart chairs are built to meet or exceed ANSI BIFMA standards.**

## **◆ GENERAL CHAIR WARRANTY**

Office Star General chairs are warranted from the date of purchase against failure due to material and workmanship as follows:

- 2 Years on all non-moving metal parts.
- 1 Year on component parts including Control mechanisms, pneumatic cylinders, wood, plastic parts, base and casters.
- 1 Year on upholstery fabric and foam against wear and deterioration.
- We cannot warrant leather against routine scratching and scuffing, as all leather is subject to minor blemishes in use.

All warranties are limited to the original purchaser for normal Residential usage by persons weighing 200 lbs. or less. This warranty will not cover labor, freight or damage from misuse, abuse, negligence, alteration, accident, vandalism, rusting, acts of nature or any other event beyond the control of Office Star Products. The warranty does not cover cosmetic damage that may result from normal use. Liability for incidental or consequential damages is excluded. The user assumes all risk of injury resulting from use of this product. This warranty gives you specific legal rights, and you may also have other rights which vary from state to state.

Office Star Reception Tables are warranted from the date of purchase against failure due to material and workmanship as follows:

- 5 Years on Structural integrity.
- 3 Years on wood finishes.

Office Star Reception Seating is warranted from the date of purchase against failure due to material and workmanship as follows:


- 5 Years on Structural integrity of frame.
- 3 Years on wood finishes.
- 1 Year on upholstery fabric and foam against wear and deterioration.
- Leather is not warranted against scratching and scuffing, as leather is subject to minor blemishes in use. Minor variations in color, texture and grain are a natural part of leather hides, and therefore are not covered by this warranty.

All warranties are limited from the original purchase date and to the original purchaser for normal commercial usage defined as a standard forty hour work week by persons weighing 250 lbs. or less.. This warranty will not cover labor, freight or damage from misuse, abuse, negligence, alteration, accident, vandalism, rusting, acts of nature or any other event beyond the control of Office Star Products. The warranty does not cover cosmetic damage that may result from normal use. Liability for incidental or consequential damages is excluded. The user assumes all risk of injury resulting from use of this product. This warranty gives you specific legal rights, and you may also have other rights which vary from state to state.


**It is the customer's responsibility to prepay freight on any components returned to the factory. Return freight on components covered by warranty will be paid by Office Star Products.**

## Seating Features Information

There are many features to consider when selecting the perfect chair to suit your needs. The following symbols will help you choose the product enhancements that are right for you. These symbols are referenced throughout this catalog to help you quickly identify each chair's features. The descriptions of the features shown are meant to be general explanations. The actual functions of the features may vary slightly.




**1**  
**Pneumatic Seat Height Adjustment**  
Allows quick and easy adjustment regulates height of chair relative to floor.



**2**  
**Back Height Adjustment**  
Allows positioning of lumbar support within a fixed range to alleviate back stress.



**3**  
**Seat Depth Adjustment**  
Positions chair back relative to seat to reduce pressure on the buttocks and thighs for both taller and shorter users.



**4**  
**360° Swivel**  
Chair rotates a full 360° in either direction for ease of motion. Standard on every executive and task chair.



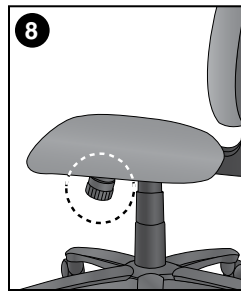
**5**  
**Tilt**  
Pivot point located directly above center of chair base (white dot indicates pivot point).



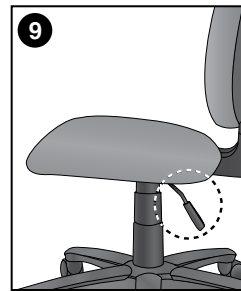
**6**  
**Mid-Pivot Knee Tilt**  
Pivot point located slightly ahead of center of gravity (white dot indicates pivot point). Allows user to recline at a slightly more relaxed angle than conventional center tilt.




**7**  
**2-to-1 Synchro Tilt**  
Back reclines at 2-to-1 ratio to seat angle. Allows user to recline while keeping seat cushion relatively level to floor.




**8**  
**Tilt Tension**  
Controls rate and ease with which chair reclines for different weights and strengths of users.



**9**  
**Tilt Lock**  
Locks out tilt function when chair is in upright position.




**10**  
**Multi-Task Control**  
Adjusts seat and back angles with a single lever (infinite locking within a fixed range), reducing fatigue in back and thighs.




**11**  
**Dual Function**  
Two levers modify:  
• Angle of back relative to seat  
• Forward tilt (for keyboard-intensive applications).



**12**  
**Flex Back**  
Back tilts with pressure. Allows user to recline while keeping seat cushion level to floor. Includes Flex tension Adjustment



**13**  
**Multi-Function**  
Three levers to modify angle of back relative to the seat, control tilt and forward tilt for keyboard intensive activities. Tilt is free float or locking within a fixed range. This control may also have ratchet back height adjustments.



**14**  
**Auto Adjusting Synchro Tilt**  
This self adjusting control uses your weight to balance the force needed to recline the back. Back tilt is controlled by a single lever which will lock in 5 positions. When tilting the seat tilts at a 4-to-1 ratio to the back.

# OFFICE STAR PRODUCTS

---

## **CORPORATE OFFICE & WAREHOUSE**

P. O. Box 3520  
Ontario, CA 91761  
p. 909.930.2000  
p. 800.950.7262 (outside US)  
f. 909.930.5349

## **NEW JERSEY DISTRIBUTION CENTER**

150 Hollister Road  
Teterboro, NJ 07608  
p. 201.393.0900  
p. 800.872.3375  
f. 201.393.0955

## **GEORGIA DISTRIBUTION CENTER**

850 Aquila Way  
Suite 110  
Austell, GA 30168  
p. 404.850.8680  
f. 770.948.3618

To learn more about  
Our company & product,  
please scan the qr code!

