

EXPLORE™ T-LEG SERIES

COLLABORATIVE LAPTOP TABLES

Tables support power and data options above the work surface and are ideal for use with today's mobile technology.



Tables include a Fluid Up power unit, Fluid Up power version must be specified at the time of order



FEATURES

- Designed for use with the Fluid Up power system that provides power above the work surface for easy to access by mobile devices. Power units include two power outlets and two USB power jacks and is designed for stand alone use or to daisy chain multiple tables from a single outlet.
- Fluid Up power units are included with the table, power version must be specified at the time of order. Power In-Feed and Jumper cables for daisy chain units are sold separately. All versions of Fluid Up power off a standard 15 amp electrical outlet.
- Work surface is height adjustable from 26" to 31" on tables with casters and from 24" to 29" on tables with glides. Height adjusts in 1" increments and available in 24" and 30" depths and in 36", 48", 60" and 72" widths.
- Modesty panel doubles as a cord management bin with easy access to power and data cables for easy reconfiguration. Cut outs along the cord bin allow cables to run from table to table when configured in an "L" or "U" shape configuration.
- Unique flat oval tube steel base has telescoping legs for height adjustment and is constructed from 14-gauge steel.
- Edges are available in a thermoplastic elastomer (TPE) t-mold; polypropylene (PP) bumper with sealed MDF 45° bevel edge; or polyurethane (PU) injected edge with 45° bevel or quarter round profile. Not all table sizes are available in all edge options.
- Work surface includes metal threaded inserts to mount the leg assemblies for a metal to metal connection that adds strength and greatly reduces the possibility screws will strip or fall out over time.
- Meets or exceeds ANSI BIFMA x5.5-2008 standards for tables and proudly made in the U.S.A. using union labor.

STANDARD FINISH OPTIONS

Work surface is available in Grey Mist laminate with matching Quartz trim or Natural Maple laminate with Aluminum trim. Powder paint steel bases are Aluminum and toe kicks are always Anthracite. Fluid Up power unit on standard finish models is always the stand alone DPAUSB9-P.



-ALGM
Grey Mist top and Aluminum base



-ALMP
Natural Maple top and Aluminum base

PREMIUM FINISH OPTIONS

EDU 2.0 products are available to order in any paint, trim and laminate offered by Bretford. Tops may be specified with the edge options shown below, not all sizes are available in all edges. To order product in premium finish specify paint, laminate, edge detail, trim color. Fluid Up power unit may be daisy chain or stand alone and is specified at time of order.

Example:

EDUCDP2460C⁽¹⁾-AN⁽²⁾-SEW⁽³⁾-01⁽⁴⁾-A⁽⁵⁾-DPAUSB-P⁽⁶⁾

⁽¹⁾ = Base Model Number

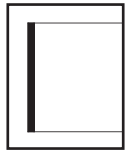
⁽²⁾ = Anthracite Paint

⁽³⁾ = Seed Weft Laminate

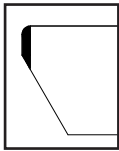
⁽⁴⁾ = 3mm Thermoplastic Elastomer (TPE) Edge

⁽⁵⁾ = Anthracite Edge Finish

⁽⁶⁾ = Fluid Up Daisy Chain Power Unit with USB Power



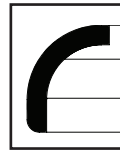
01
3mm T-Mold



17
2mm MDF



18
PU Bumper



19
PU Bumper

ELECTRICAL COMPONENTS

EDU 2.0 T-Leg Collaborative Laptop Tables include the power unit with the table, power in-feed cables and jumper cables are sold separately.

Daisy Chain Fluid Up Power System - 2-outlet power with USB power in a pop up door to provide power above the table top. Fluid Up uses a power in-feed and jumper cables to daisy chain tables off a single 15 amp circuit. UL Recognized system features overload protection.

Stand Alone Fluid Up Power System - 2-outlet power with USB power in a pop up door to provide power above the table top. UL Listed system features a 9-foot power cord with standard 3-prong plug.

TABLE ACCESSORIES

EDUHCMC Snap On Cord Minder Clip - Steel leg
EDU 2.0 tables support the use of the snap on cord management clip that holds cords to the table leg from the cord bin to the floor.



OVERALL DIMENSIONS

24"d Tables with Glides:

EDUCDP2436- - 36"w x 24"d x 26"-31"h

EDUCDP2448- - 48"w x 24"d x 24"-29"h

EDUCDP2460- - 60"w x 24"d x 24"-29"h

EDUCDP2472- - 72"w x 24"d x 24"-29"h

24"d Tables with Casters:

EDUCDP2436C- - 36"w x 24"d x 26"-31"h

EDUCDP2448C- - 48"w x 24"d x 26"-31"h

EDUCDP2460C- - 60"w x 24"d x 26"-31"h

EDUCDP2472C- - 72"w x 24"d x 26"-31"h

30"d Tables with Glides:

EDUCDP3036- - 36"w x 30"d x 24"-29"h

EDUCDP3048- - 48"w x 30"d x 24"-29"h

EDUCDP3060- - 60"w x 30"d x 24"-29"h

EDUCDP3072- - 72"w x 30"d x 24"-29"h

30"d Tables with Casters:

EDUCDP3036C- - 36"w x 30"d x 26"-31"h

EDUCDP3048C- - 48"w x 30"d x 26"-31"h

EDUCDP3060C- - 60"w x 30"d x 26"-31"h

EDUCDP3072C- - 72"w x 30"d x 26"-31"h

Cord Bin/Modesty - 5"h

SHIPPING INFORMATION

24"d Tables with Glides:

EDUCDP2436- - 65 lbs.

EDUCDP2448- - 74 lbs.

EDUCDP2460- - 84 lbs.

EDUCDP2472- - 107 lbs.

24"d Tables with Casters:

EDUCDP2436C- - 71 lbs.

EDUCDP2448C- - 80 lbs.

EDUCDP2460C- - 90 lbs.

EDUCDP2472C- - 111 lbs.

30"d Tables with Glides:

EDUCDP3036- - 74 lbs.

EDUCDP3048- - 82 lbs.

EDUCDP3060- - 106 lbs.

EDUCDP3072- - 110 lbs.

30"d Tables with Casters:

EDUCDP3036C- - 77 lbs

EDUCDP3048C- - 86 lbs.

EDUCDP3060C- - 110 lbs.

EDUCDP3072C- - 114 lbs.

All tables ship ready to assemble in one carton pack.

UPC CODES STANDARD BASE FINISH MODELS

24"d Tables with Glides

SKU	ALGM	ALMP
EDUCDP2436-	0 96633 35047 6	0 96633 35048 3
EDUCDP2448-	0 96633 35051 3	0 96633 35052 0
EDUCDP2460-	0 96633 35055 1	0 96633 35056 8
EDUCDP2472-	0 96633 35059 9	0 96633 35060 5

24"d Tables with Casters

SKU	ALGM	ALMP
EDUCDP2436C-	0 96633 35049 0	0 96633 35050 6
EDUCDP2448C-	0 96633 35053 7	0 96633 35054 4
EDUCDP2460C-	0 96633 35057 5	0 96633 35058 2
EDUCDP2472C-	0 96633 35061 2	0 96633 35062 9

30"d Tables with Glides

SKU	ALGM	ALMP
EDUCDP3036-	0 96633 35063 6	0 96633 35064 3
EDUCDP3048-	0 96633 35067 4	0 96633 35068 1
EDUCDP3060-	0 96633 35071 1	0 96633 35072 8
EDUCDP3072-	0 96633 35075 9	0 96633 35076 6

30"d Tables with Casters

SKU	ALGM	ALMP
EDUCDP3036C-	0 96633 35065 0	0 96633 35066 7
EDUCDP3048C-	0 96633 35069 8	0 96633 35070 4
EDUCDP3060C-	0 96633 35073 5	0 96633 35074 2
EDUCDP3072C-	0 96633 35077 3	0 96633 35078 0

ENVIRONMENTAL & SAFETY SPECIFICATIONS

EDGE TRIM OPTIONS

Standard edge T-mold trim is constructed from thermoplastic elastomer (TPE) which, unlike PVC, is non-toxic, generates low pollution during manufacturing, is additive and phthalate free, is recyclable at the end of the product life cycle, or will break down in a landfill.

POWDER COAT PAINT

All steel components are finished using a powder coat paint that greatly reduces VOCs while providing superior durability.

RECYCLED CONTENT

The work surface uses a MDF substrate that contains an average of 70% recycled content. Steel components are constructed with prime steel and feature a 25% to 35% post-consumer recycled content. Steel components are 100% recyclable at the end of the product life cycle.

ANSI-BIFMA TESTED

Tables are tested to and meet or exceed the ANSI-BIFMA x5.5-2008 standards for tables.

FOUR LOCKING CASTERS

Mobile EDU2.0 tables feature all four casters with locking brakes for stable configurations.

CARBON NEUTRAL

Bretford has achieved CarbonNeutral® company certification by reducing carbon footprint to net zero in accordance with the CarbonNeutral protocol. The EDU 2.0 line of EXPLORE tables have achieved CarbonNeutral product certification.

GREENGUARD GOLD CERTIFIED

EXPLORE tables are certified to Underwriter Laboratories GREENGUARD GOLD air quality standards. GREENGUARD GOLD is referenced by both the Collaborative for High Performance Schools (CHPS) and the Leadership in Energy and Environmental Design (LEED) Building Rating System.

CONSTRUCTION SPECIFICATIONS

BASE

Upper and lower leg assemblies are constructed with 14-gauge flat oval tubing, which is formed using a CNC tube bender, and features

arc welded connections to the mounting plate. The upper leg assembly mounts to the underside of the work surface with 12 metal-to-metal screw connections through a 14-gauge steel plate. Each leg plate secures with six screws. The lower leg assembly telescopes inside the upper assembly, allowing for height adjustability from 26" to 31" on tables with casters and from 24" to 29" on tables with glides. Height adjusts in 1" increments. The lower leg is available with the choice of 2.5" diameter twin wheel casters, all with locking brakes, or with 1" adjustable leveling glides.

WORK SURFACE

Work surfaces on base models feature a 1" thick, 45 lb. density melamine top and premium finish models feature a 1" thick, 45 lb. density core with .03" high-pressure laminate top and .03" backer. Work surfaces feature a center rear cut out that is 8"W x 4"D with 1/8" corner radii, to accommodate a Fluid Up power unit. Fluid Up power units are included, daisy chain jumper cables and power in-feed cables are sold separately. Models are available in a variety of edge options, not all edge options are available on all sizes. The underside of the work surface includes 12 metal inserts that align with the leg mounting plates.

MODESTY PANEL AND CORD MANAGEMENT

Modesty panel doubles as a cord management raceway and is constructed from 18-gauge steel. Panels cover the distance between the leg uprights and are formed to follow the arc of the upper leg tubes. Ends are open to allow cables to run from one table to the next when used in rows. A center located access panel is on the back side of the table. Two flat oval cable cuts outs are located on either side of the access panel to allow cords to pass from table to table when used in an "L" or "U" shape configuration. An L shaped 18-gauge steel bracket mounts to the underside of the table to support a panel mounted power strip, and to provide added support against bowing at the center of the table.

WARRANTY

Bretford warrants EDU2.0 EXPLORE Series Tables for 12-years, at date of shipment, against defects from materials or workmanship. Electrical and data components, gas shocks, and fabric feature a 1-year warranty.

MADE IN THE USA

EDU2.0 tables are made at Bretford's Chicago area manufacturing facility, employing union labor.



BRETFORD

11000 SEYMOUR AVENUE
FRANKLIN PARK, ILLINOIS 660131 USA
TOLL FREE PHONE 800-521-9614
PHONE 847-678-2545
TOLL FREE FAX 800-343-1779
FAX 847-678-0852
WWW.BRETFORD.COM