



## STORAGE SOLUTIONS

Office • Commercial • Institutional • Industrial • Educational

[www.sanduskylee.com](http://www.sanduskylee.com)





## Opening the door to a greener future...

The decision to be “green” should not be taken lightly, so when Sandusky Lee revamped their Littlestown, Pennsylvania facility, it was decided to take a keen look towards the future. It became quite clear in order to not only sustain the company, but also the environment at large, the facility had to try and offset its carbon footprint and not be entirely reliant on the electrical grid. This decision has solidified Sandusky Lee’s dedication to be an industry leader and will prove to future generations what a company can environmentally achieve.



**8K**

>> Chart House Energy and GeoSolar Energy Farm Inc. designed, procured, installed and commissioned this 400kW system (the wattage equivalency of powering 8,000 50-watt lightbulbs for one hour).



>> 100% of the solar system was built with U.S.A. owned and manufactured components, creating American jobs.



>> It makes use of under-utilized space, with no continuous draw from MetEd. Additionally, any power that is not used can be sold back to the grid for public consumption.



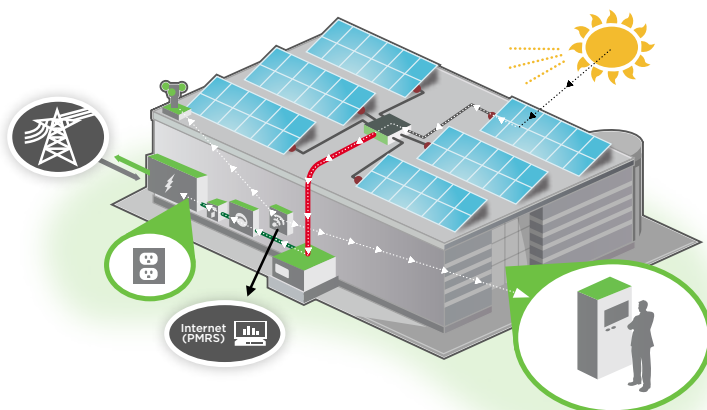
>> These panels function well in less than ideal solar conditions, providing power production in a wide variety of conditions including cloudy and rainy days, and even moonlight.

**92%**

>> The power generated offsets 92% of the power used in the factory.

**86**

>> Assuming the average household uses 6,000 kWh/yr or the equivalent of 86 households of power, the carbon offset will be 12,682 Tons of CO<sub>2</sub> over the next 40 years.



### HOW DOES IT WORK?

The 2,700+ solar panels (Photovoltaic Panels) create electrical current when exposed to sunlight, generating 518,000 kWh/yr or the equivalent of 86 homes. Over time, the rows of panels collectively achieve desired voltage and create as much power in a year as the facility uses. The generated electricity can then be used to power the facility or be sold back to the “grid” for general consumption.

# TABLE OF CONTENTS

ELITE SERIES	4
ELITE RADIUS EDGE SERIES / SLIDING DOOR STORAGE SERIES	6
ELITE TRANSPORT SERIES	7
CLASSIC SERIES	8
SEE-THRU SERIES	9
SYSTEM SERIES	10
STAINLESS STEEL	11
3-IN-1 STORAGE CABINET SET	12
PULL-OUT SHELF / HEAVY DUTY	13
VALUE LINE SERIES / ELITE FILE N STORE CABINETS	14
KD / SNAPIT SERIES	15
ELITE RADIUS EDGE BOOKCASES	16
ELITE WELDED BOOKCASES	17
CARTS, STANDS & ACTIVITY TABLES	18
WELDED BOOKTRUCKS	19
COMPUTER SECURITY CABINETS	20
LAPTOP / TABLET SECURITY / AV STORAGE	22
LATERAL FILES	24
VERTICAL FILES	25
STEEL DESKS	26
FLAT FILE / PAPER STORAGE / LITERATURE RACKS	29
WALL CABINETS	30
SAFETY CABINETS	31
CHROME WIRE SHELVING / BIN STORAGE	32
STEEL SHELVING	33
HEAVY-DUTY STEEL WAGONS	34
LOCKERS	35
FEATURES	36
ACCESSORIES	37
FINISHES / PACKAGING	38

# ELITE SERIES



## Storage Cabinets with adjustable shelves

Heavy gauge steel, contract quality, meets ANSI/BIFMA shelf standards. Four fully adjustable shelves on 2" centers, plus raised bottom shelf, contemporary three point recessed locking handle, three sets of hinges on each door. Five year limited warranty. Powder coat finish. Shipped assembled (\*).

EA3R 242460-00 (NOT SHOWN)	24"W X 24"D X 60"H (SINGLE DOOR)
EA4R 361872-00	36"W X 18"D X 72"H
EA4R 361878-00	36"W X 18"D X 78"H
EA4R 362472-00	36"W X 24"D X 72"H
EA4R 362478-00	36"W X 24"D X 78"H
EA4R 462472-00	46"W X 24"D X 72"H
EA4R 462478-00	46"W X 24"D X 78"H

\* Available with 1 swing handle and 1 dummy handle, replace "R" with "2" in stock number.

• Handle requires some assembly.



## Keyless Electronic Welded Storage Cabinet

Heavy gauge welded steel construction, meets ANSI/BIFMA shelf standards. Four adjustable shelves on 2" centers, plus raised bottom shelf. Three sets of hinges on each door. The cabinets are equipped with a keyless electronic coded locking system. The coded lock is available with two passwords, the administrator and the user. These can be changed to any combination of numbers, four for the user and six for the administrative password. The keypad also keeps a record of the day, date and time of when the cabinet is accessed, which can be displayed when the mechanism is idle. Emergency key included. Powder coat paint finish.

EA4E 361872-00	36"W X 18"D X 72"H
EA4E 361878-00	36"W X 18"D X 78"H
EA4E 362472-00	36"W X 24"D X 72"H
EA4E 362478-00	36"W X 24"D X 78"H
EA4E 462472-00	46"W X 24"D X 72"H
EA4E 462478-00	46"W X 24"D X 78"H



## Push Button Recessed Handle

Heavy gauge, welded steel construction. Contract quality, meets ANSI/BIFMA shelf standards. One center fixed shelf and three fully adjustable shelves on 2" centers plus raised bottom shelf. Contemporary chrome push button door handle with key. Three sets of hinges on each door. Powder coat paint finish. Shipped assembled.

EA4P 361872-00	36"W X 18"D X 72"H
EA4P 361878-00	36"W X 18"D X 78"H
EA4P 362472-00	36"W X 24"D X 72"H
EA4P 362478-00	36"W X 24"D X 78"H
EA4P 462472-00	46"W X 24"D X 72"H
EA4P 462478-00	46"W X 24"D X 78"H

Last two digits of stock number designate color. Replace "00" with appropriate number. See page 38 for color options.

## A. Desk Height Cabinets with adjustable shelf

Heavy gauge steel, contract quality, meets ANSI/BIFMA shelf standards. One fully adjustable shelf plus raised bottom shelf. EA11 182430-00 has three point locking handle. EA11 182430-00 has cam locking handle. Powder coat finish. Shipped assembled (♦).

EA11 182430-00	18"W X 24"D X 30"H
EA11 361830-00	36"W X 18"D X 30"H



## B. Counter Height Cabinets with adjustable shelves

Heavy gauge steel, contract quality, meets ANSI/BIFMA shelf standards. Two fully adjustable shelves plus raised bottom shelf. Contemporary three point recessed locking handle. Five year limited warranty. Powder coat finish. Shipped assembled (♦).

EA2R 361842-00	36"W X 18"D X 42"H
EA2R 362442-00	36"W X 24"D X 42"H
EA2R 462442-00	46"W X 24"D X 42"H
EA2R 462442-00K*	46"W X 24"D X 42"H

\* With laminate woodgrain top.



## D. Combination Cabinets with adjustable shelves

Combination cabinet interior includes a full width top shelf, three adjustable side shelves, and a garment rod. Contemporary three point recessed locking handle. Powder coat finish. Interior requires assembly (♦).

EACR 361872-00	36"W X 18"D X 72"H
EACR 361878-00	36"W X 18"D X 78"H
EACR 362472-00	36"W X 24"D X 72"H
EACR 362478-00	36"W X 24"D X 78"H
EACR 462472-00	46"W X 24"D X 72"H

Available with 1 swing handle and 1 dummy handle, replace "R" with "2" in stock number.

**Electronic entry available, replace "R" with "E" in model number.**

## E. Wardrobe Cabinets with adjustable shelf

Wardrobe cabinet interior includes a full shelf and garment rod. Contemporary three point recessed locking handle. Powder coat finish. Interior requires assembly (♦).

EAWR 361872-00	36"W X 18"D X 72"H
EAWR 361878-00	36"W X 18"D X 78"H
EAWR 362472-00	36"W X 24"D X 72"H
EAWR 362478-00	36"W X 24"D X 78"H
EAWR 462472-00	46"W X 24"D X 72"H
EAWR 462478-00	46"W X 24"D X 78"H

Swing handle available, replace "R" with "2" in model number.

**Electronic entry available, replace "R" with "E" in model number.**



♦ Handle requires some assembly.

Last two digits of stock number designate color. Replace "00" with appropriate number. See page 38 for color options.

# ELITE RADIUS EDGE SERIES/SLIDING DOOR STORAGE SERIES



## Radius Edge Storage

Heavy 22 gauge, welded steel construction. Contract quality, meets ANSI/BIFMA shelf standards. One center fixed shelf and three fully adjustable shelves on 2" centers plus raised bottom shelf. Contemporary push button door handle with keys. Leg levelers allow adjustments for uneven flooring. Three sets of hinges on each door. Powder coat finish. Shipped assembled.

ER4P 361872-00	36"W X 18"D X 72"H
ER4P 362472-00	36"W X 24"D X 72"H
ER2P 361842-00	36"W X 18"D X 42"H
ER2P 362442-00	36"W X 24"D X 42"H



## Radius Edge Clear View Storage

Durable acrylic doors provide full visibility of contents. Center fixed shelf and three fully adjustable shelves on 2" centers plus raised bottom shelf. Contemporary push button handle with keys. Leg levelers. Meets/exceeds ANSI/BIFMA shelf standards. Shipped assembled.

ER4V 361872-00	36"W X 18"D X 72"H
ER4V 362472-00	36"W X 24"D X 72"H
ER2V 361842-00	36"W X 18"D X 42"H
ER2V 362442-00	36"W X 24"D X 42"H



## Radius Edge Mobile Storage Cabinet

Heavy 22 gauge, welded steel construction. Patented heavy duty caster base (see page 36). Casters located to permit flush positioning to walls. Center fixed shelf, extra deep adjustable shelves plus raised bottom shelf. Contemporary push button handle with keys. Powder coat finish. Shipped assembled except for casters.

TR3P 362460-00	36"W X 24"D X 66"H
TR1P 362430-00	36"W X 24"D X 36"H
TR2P 362442-00	36"W X 24"D X 48"H



## Sliding Door Storage Cabinets

Convenient, space-saving sliding door cabinets with locking doors. Fully adjustable shelves adjust on 1" centers plus raised bottom shelf. Welded steel construction. Powder coat finish. Shipped assembled.

BA1S 361229-00	36"W X 12"D X 29"H
BA1S 361829-00	36"W X 18"D X 29"H
BA2S 361242-00	36"W X 12"D X 42"H
BA2S 361842-00	36"W X 18"D X 42"H
BA4S 361272-00	36"W X 12"D X 72"H
BA4S 361872-00	36"W X 18"D X 72"H
BA2S 461842-00	46"W X 18"D X 42"H
BA4S 461872-00	46"W X 18"D X 72"H

## Counter Height Sliding Door Storage Cabinet

Convenient, space-saving sliding door cabinets with locking doors. Fully adjustable shelves adjust on 1" centers plus raised bottom shelf. Welded steel construction. Powder coat finish. Shipped assembled.

## Sliding Door Clear View Storage Cabinets

Durable acrylic doors provide full visibility of contents. Convenient, space-saving sliding door cabinets with locking doors. Fully adjustable shelves adjust on 1" centers plus raised bottom shelf. Welded steel construction. Powder coat finish. Shipped assembled.

BV2S 361842-00	36"W X 18"D X 42"H
BV4S 361872-00	36"W X 18"D X 72"H
BV2S 461842-00	46"W X 18"D X 42"H
BV4S 461872-00	46"W X 18"D X 72"H

F.O.B. California and Tennessee - sliding doors only.

Last two digits of stock number designate color. Replace "00" with appropriate number. See page 38 for color options.

# ELITE *Transport* SERIES

## Mobile Storage For Material Handling Schools - Commercial - Industrial

Heavy gauge steel (20/22 gauge). Patented heavy duty 12 gauge caster base (see page 36). Casters located to permit flush positioning to walls. Recessed three point locking handle. Extra deep adjustable shelves, plus bottom shelf. Nearly 40%–70% more storage space than standard size cabinets. Welded steel construction. Powder coat finish. Shipped assembled (♦).

### Transport Mobile Storage with adjustable shelf

Available in five sizes. Four adjustable shelves. Optional side handle available (see page 37).

TA4R	302466-00	30"W X 24"D X 72"H
TA3R	362460-00*	36"W X 24"D X 66"H
TA4R	362472-00	36"W X 24"D X 78"H
» TA3R	462460-00*	46"W X 24"D X 66"H
» TA4R	462472-00	46"W X 24"D X 78"H

\* Three adjustable shelves. Height includes 6" for casters.

### Transport Mobile Storage with adjustable shelf

Convenient 24" width. Three adjustable shelves. Optional side handle available (see page 37).

TA3R	242460-00	24"W X 24"D X 66"H
------	-----------	--------------------

### Transport Mobile Wardrobe with wardrobe bar

Full width adjustable shelf with wardrobe bar. Optional side handle available (see page 37).

TAWR	362472-00	36"W X 24"D X 78"H
» TAWR	462472-00	46"W X 24"D X 78"H

### Transport Mobile Combination with sectioned interior

Full top shelf and three adjustable side shelves, plus bottom. Open section has wardrobe bar. Interior requires assembly. Optional side handle available (see page 37) (♦).

TACR	362460-00*	36"W X 24"D X 66"H
TACR	362472-00	36"W X 24"D X 78"H
» TACR	462472-00	46"W X 24"D X 78"H

\* No top shelf. Height includes 6" for casters.

### Transport Work Height Storage with adjustable shelves

Large capacity, two adjustable shelves plus bottom shelf. Optional side handle available (see page 37).

» TA2R	462442-00	46"W X 24"D X 48"H
--------	-----------	--------------------

### Transport Work Height Storage with adjustable shelves

Fully adjustable shelf plus bottom shelf. Swing handle with cam lock on single door model; three point lock on double door model (not shown). Optional side handle available (see page 37).

TA11	182430-00	18"W X 24"D X 36"H
TA11	361830-00	36"W X 18"D X 36"H
TA11	362430-00	36"W X 24"D X 36"H
TA21	362442-00	36"W X 24"D X 48"H

#### » Extra Large Capacity

♦ Handle and casters require some assembly.



Last two digits of stock number designate color. Replace "00" with appropriate number. See page 38 for color options.

# CLASSIC SERIES



## Storage Cabinets with adjustable shelves

Four fully adjustable shelves on 2" centers, plus raised bottom shelf, three point door lock system, three sets of hinges per door. Meets ANSI/BIFMA shelf standards. Welded steel construction. Powder coat finish. Shipped assembled (♦).

CA41	361872-00	36"W X 18"D X 72"H
CA41	361878-00	36"W X 18"D X 78"H
CA41	362472-00	36"W X 24"D X 72"H
CA41	362478-00	36"W X 24"D X 78"H

## Counter Height Cabinet with adjustable shelves

Two fully adjustable shelves on 2" centers, plus raised bottom shelf, three point door lock system. Meets ANSI/BIFMA shelf standards. Welded steel construction. Powder coat finish. Shipped assembled (♦).

CA21	361842-00	36"W X 18"D X 42"H
CA21	362442-00	36"W X 24"D X 42"H



## Combination Cabinets with adjustable shelves

Combination cabinet interior includes a full width top shelf, three adjustable side shelves, and a garment rod. Powder coat finish. Interior requires assembly (♦).

CAC1	361872-00	36"W X 18"D X 72"H
CAC1	361878-00	36"W X 18"D X 78"H
CAC1	362472-00	36"W X 24"D X 72"H
CAC1	362478-00	36"W X 24"D X 78"H

NOTE: See accessories section of price list for combination kit only.

## Wardrobe Cabinets with adjustable shelf

Wardrobe cabinet interior includes a full width shelf and garment rod. Powder coat finish. Interior requires assembly (♦).

CAW1	361872-00	36"W X 18"D X 72"H
CAW1	361878-00	36"W X 18"D X 78"H
CAW1	362472-00	36"W X 24"D X 72"H
CAW1	362478-00	36"W X 24"D X 78"H

NOTE: See accessories section of price list for wardrobe kit only.



## Janitorial/Supply Cabinet

Three storage shelf spaces 20"W x 14"D x 12"H. Organize building maintenance and cleaning supplies. Storage for brooms, mops, vacuum cleaners, etc. Locking handle for increased safety and security. Powder coat finish. Shipped assembled (♦).

VFC1	301566-00	30"W X 15"D X 66"H
------	-----------	--------------------

♦ Handle requires some assembly.

Last two digits of stock number designate color. Replace "00" with appropriate number. See page 38 for color options.



# SEE-THRU SERIES

## Clear View Storage Cabinet

Durable acrylic doors provide full visibility of contents. Fully adjustable shelves on 2" centers plus raised bottom shelf. Three point door locking system. Meets ANSI/BIFMA shelf standards. Powder coat finish. Shipped assembled (♦).

CA4V 361272-00	36"W X 12"D X 72"H
CA4V 361872-00	36"W X 18"D X 72"H
CA4V 361878-00	36"W X 18"D X 78"H
CA4V 362472-00	36"W X 24"D X 72"H
EA4V 362478-00	36"W X 24"D X 78"H
» EA4V 461872-00	46"W X 18"D X 72"H
» EA4V 462472-00	46"W X 24"D X 72"H
» EA4V 462478-00	46"W X 24"D X 78"H



## Clear View Counter Height Cabinet

Durable acrylic doors provide full visibility of contents. Fully adjustable shelves on 2" centers plus raised bottom shelf. Three point door locking system. Meets ANSI/BIFMA shelf standards. Powder coat finish. Shipped assembled (♦).

CA2V 361242-00	36"W X 12"D X 42"H
CA2V 361842-00	36"W X 18"D X 42"H
CA2V 362442-00	36"W X 24"D X 42"H
» EA2V 461842-00	46"W X 18"D X 42"H
» EA2V 462442-00	46"W X 24"D X 42"H

## Transport Mobile Clear View Cabinet

Durable acrylic doors provide full visibility of contents. Fully adjustable shelves on 2" centers plus raised bottom shelf. Three point door locking system. Meets ANSI/BIFMA shelf standards. Patented heavy duty caster base (see page 36). Powder coat finish. Shipped assembled (♦).

TA4V 361872-00	36"W X 18"D X 78"H
TA4V 362472-00	36"W X 24"D X 78"H
» TA4V 461872-00	46"W X 18"D X 78"H
» TA4V 462472-00	46"W X 24"D X 78"H



## Transport Mobile Clear View Counter Height

Durable acrylic doors provide full visibility of contents. Fully adjustable shelves on 2" centers plus raised bottom shelf. Three point door locking system. Meets ANSI/BIFMA shelf standards. Patented heavy duty caster base (see page 36). Powder coat finish. Shipped assembled (♦).

TA2V 361842-00	36"W X 18"D X 48"H
TA2V 362442-00	36"W X 24"D X 48"H
» TA2V 461842-00	46"W X 18"D X 48"H
» TA2V 462442-00	46"W X 24"D X 48"H

## Expanded Metal Front Stationary Cabinet

See through, ventilated, heavy gauge expanded metal front doors. Doors are 22 gauge. Four fully adjustable shelves on 2" centers, plus raised bottom shelf. Three point door locking system. Meets/exceeds ANSI/BIFMA shelf standards. Powder coat finish. Shipped assembled (♦).

CA4M 361872-00	36"W X 18"D X 72"H
CA4M 362472-00	36"W X 24"D X 72"H
EA4M 461872-00	46"W X 18"D X 72"H
EA4M 462472-00	46"W X 24"D X 72"H



## Expanded Metal Front Transport Mobile Cabinet

See through, ventilated, heavy gauge expanded metal front doors. Doors are 22 gauge. Four fully adjustable shelves on 2" centers, plus raised bottom shelf. Three point door locking system. Meets/exceeds ANSI/BIFMA shelf standards. Shipped assembled (handles/lock require some assembly - casters require assembly). Mobile Cabinets have superior patented caster base (see page 36). Optional side handle available for ease in navigating. Height includes 6" for casters. Powder coat finish.

TA4M 361872-00	36"W X 18"D X 78"H
TA4M 362472-00	36"W X 24"D X 78"H
TA4M 461872-00	46"W X 18"D X 78"H
TA4M 462472-00	46"W X 24"D X 78"H



Expanded Metal Front

♦ Handle and casters require some assembly.

### » Extra Large Capacity

Last two digits of stock number designate color. Replace "00" with appropriate number. See page 38 for color options.

# SYSTEM SERIES



## Single Door Wardrobe

with file drawer

Full recessed pull, with cam lock. One adjustable shelf with wardrobe bar. Full suspension file drawer.

HAWF 171864-00	17"W X 18"D X 64"H
----------------	--------------------

## Single Door Storage

with file drawer

Full recessed pull, with cam lock. Three adjustable shelves. Full suspension file drawer.

HADF 171864-00	17"W X 18"D X 64"H
----------------	--------------------

## Storage Cabinet

with file drawer

Full recessed pull, with recessed push button handle. Two adjustable shelves and one center fixed shelf, plus bottom shelf. Full suspension file drawer.

HADF 301864-00	30"W X 18"D X 64"H
----------------	--------------------

## Counter Height Storage

with file drawer

Full recessed pull, with recessed push button handle. One fixed shelf plus bottom shelf. Full suspension file drawer.

HFDF 301842-00	30"W X 18"D X 42"H
----------------	--------------------



Push Button  
Recessed Handle

## Double Door Storage

with adjustable shelves

Full recessed pull, with recessed push button handle. Two adjustable shelves and one center fixed shelf, plus bottom shelf.

HA3F 301864-00	30"W X 18"D X 64"H
HA3F 361864-00	36"W X 18"D X 64"H

## Counter Height Storage

with fixed shelves

Full recessed pull, with recessed push button handle. Two fixed shelves plus bottom shelf.

HF2F 301842-00	30"W X 18"D X 42"H
----------------	--------------------



Push Button  
Recessed Handle



Last two digits of stock number designate color. Replace "00" with appropriate number. See page 38 for color options.

# STAINLESS STEEL CABINETS

## Stainless Steel Storage Cabinets

Constructed of heavy gauge stainless steel. These cabinets resist acid, corrosion and rust. Ideal for food service, wash-down and cleanroom environments. Shelves adjust in 2" increments. Two handle types available: stainless steel recessed paddle lock handle or an electronic lock system with two programmable passwords, record access keeper and exterior battery backup and key. Full piano hinges. Fully welded assembled cabinets.

SA1E 301230-XX	30"W X 12"D X 30"H	WALL CABINET WITH ELECTRONIC LOCK
SA2E 361842-XX	36"W X 18"D X 42"H	CABINET WITH ELECTRONIC LOCK
SA4E 361872-XX	36"W X 18"D X 72"H	CABINET WITH ELECTRONIC LOCK
SA4E 362478-XX	36"W X 24"D X 78"H	CABINET WITH ELECTRONIC LOCK
SA4E 482478-XX	48"W X 24"D X 78"H	CABINET WITH ELECTRONIC LOCK
SA1D 301230-XX	30"W X 12"D X 30"H	WALL CABINET WITH PADDLE LOCK
SA2D 361842-XX	36"W X 18"D X 42"H	CABINET WITH PADDLE LOCK
SA4D 361872-XX	36"W X 18"D X 72"H	CABINET WITH PADDLE LOCK
SA4D 362478-XX	36"W X 24"D X 78"H	CABINET WITH PADDLE LOCK
SA4D 482478-XX	48"W X 24"D X 78"H	CABINET WITH PADDLE LOCK
ST4E 362478-XX	36"W X 24"D X 84"H	MOBILE CABINET WITH ELECTRONIC LOCK
ST4E 482478-XX	48"W X 24"D X 84"H	MOBILE CABINET WITH ELECTRONIC LOCK
ST4D 362478-XX	36"W X 24"D X 84"H	MOBILE CABINET WITH PADDLE LOCK
ST4D 482478-XX	48"W X 24"D X 84"H	MOBILE CABINET WITH PADDLE LOCK
SA4V 361872-XX*	36"W X 18"D X 72"H	CLEAR VIEW CABINET WITH SWING HANDLE LOCK
SA4V 482478-XX*	48"W X 24"D X 78"H	CLEAR VIEW CABINET WITH SWING HANDLE LOCK

\* Clear View Cabinet available with swing handle only



Electronic Lock



Paddle Lock



Leg Levelers  
(Optional)  
Use "LL" after  
"XX" code



Steel Legs  
(Optional)  
Use "L" after  
"XX" code



(Shown With Optional Legs)



All products on this page F.O.B. Pennsylvania and Tennessee only.

# 3-IN-1 STORAGE CABINET SET



## 3-in-1 Storage Cabinet Set

Set includes (1) storage cabinet, (1) wall cabinet and (1) base cabinet. Chrome push button locking handle secures doors. Base drawer has a cam lock and full extension ball bearing drawer with 80 lb. capacity. Base Cabinet has 3/4" MDF work surface and includes one adjustable shelf. Base Cabinet and Storage Cabinet include 7" heavy duty legs with levelers. All units have convenient full recessed pull handles on doors and drawer. Durable powder coat multi-granite finish. Ships fully assembled, except legs.

SET: 3IN1VDPMDF-MGL	WALL CABINET	30"W X 12"D X 26"H	1 ADJUSTABLE SHELF
	BASE CABINET	30"W X 15"D X 30"H (37"H WITH LEGS)	1 ADJUSTABLE SHELF
	STORAGE CABINET	36"W X 18"D X 72"H (79"H WITH LEGS)	2 ADJUSTABLE SHELVES, 1 CENTER FIXED SHELF
GA1P301226-MG (INDIVIDUAL)	WALL CABINET	30"W X 12"D X 26"H	1 ADJUSTABLE SHELF
GADP301530-MGLT (INDIVIDUAL)	BASE CABINET	30"W X 15"D X 30"H (37"H WITH LEGS)	1 ADJUSTABLE SHELF
VA3P361872-MGL (INDIVIDUAL)	STORAGE CABINET	36"W X 18"D X 72"H (79"H WITH LEGS)	2 ADJUSTABLE SHELVES, 1 CENTER FIXED SHELF



Units ship fully assembled in one carton (except for legs).  
Set Carton Dimensions:  
38"W X 20"D X 76"H.  
Set Weight: 210 lbs.  
Ship Weight: 235 lbs.

Units can also be ordered separately.

# PULL-OUT TRAY SHELF / HEAVY DUTY

## Pull-Out Tray Shelves

Convenient pull-out shelves on full extension ball-bearing slides. Tray design shelves (1 3/4" side/back lip, 5/8" front lip) hold 200 lbs. each and have a built in interlock system to prevent more than one shelf from opening at a time to avoid tipping. Three point locking handle/keys secure the contents. Four leg levelers to keep cabinet level on uneven surface. Powder coat finish in 14 colors.

ET52362466-00LL	36"W X 24"D X 66"H
-----------------	--------------------

F.O.B. California, Pennsylvania and Tennessee only.



## Extra Heavy Duty Storage Cabinets

All welded 16-gauge steel construction. Superior strength and security. Paddle style handle with three point lock system with key lock (keys included). Additional hasp included for optional padlock use. Four heavy 16-gauge shelves adjust on 2" centers and support 1,000 lbs. evenly dispersed. Strong steel legs raise the cabinet 7" off the floor. Full piano hinge.

XA4D361872-00LH	36"W X 18"D X 79"H
XA4D362472-00LH	36"W X 24"D X 79"H
XA4D461872-00LH	46"W X 18"D X 79"H
XA4D462472-00LH	46"W X 24"D X 79"H

F.O.B. Pennsylvania and Tennessee only.



Paddle Lock



Hasp



Last two digits of stock number designate color. Replace "00" with appropriate number. See page 38 for color options.

# VALUE LINE SERIES / ELITE FILE N STORE CABINETS



## Storage Cabinet with fixed shelves

Extra tall (72") and three fixed shelves allowing extra space between shelves for taller objects. Locking cam handle. Powder coat finish. Shipped assembled (♦).

VF31	301572-00	30"W X 15"D X 72"H
VF31	301872-00	30"W X 18"D X 72"H



## Storage Cabinet with fixed shelves

Four fixed shelves. Recessed cam locking handle. Powder coat finish.

VF4R	301566-00	30"W X 15"D X 66"H
------	-----------	--------------------

## Storage Cabinet with adjustable shelves

Cam locking handles. Three adjustable shelves and center fixed shelf plus bottom shelf space. Welded steel construction. Powder coat finish. Shipped assembled (♦).

VA41	361872-00*	36"W X 18"D X 72"H
VA42	361872-00	36"W X 18"D X 72"H
VA42	361878-00	36"W X 18"D X 78"H

\* One handle.

## Storage Cabinet with fixed shelves

Same as above, except with fixed shelves. Powder coat finish. Shipped assembled (♦).

VF42	361872-00	36"W X 18"D X 72"H
VF42	361878-00	36"W X 18"D X 78"H



## Counter Height Cabinet with fixed shelves

Convenient counter height with laminate woodgrain work top. Cam locking handles. Two fixed shelves, plus flat bottom shelf space, welded steel construction. Powder coat finish. Shipped assembled (♦).

VF22	361842-00	36"W X 18"D X 42"H
VF22	361842-00K*	36"W X 18"D X 43"H

\* With laminate top.

## Elite File N Store Storage Cabinet with adjustable shelves

Full suspension file drawer holds letter or legal hanging files, cam lock. Full pull recessed handles with push button locking handle. Center fixed shelf plus two adjustable shelves. Welded steel construction. Powder coat finish. Shipped assembled.

EADF	361872-00	36"W X 18"D X 72"H
------	-----------	--------------------

## Elite File N Store Counter Height Cabinet with fixed shelf

Full suspension file drawer holds letter or legal hanging files. Full pull recessed handles with push button locking handle. Fixed shelf holds 150 lbs. Welded steel construction. Powder coat finish. Shipped assembled.

EFDF	361842-00	36"W X 18"D X 42"H
------	-----------	--------------------

♦ Handle requires some assembly.

Last two digits of stock number designate color. Replace "00" with appropriate number. See page 38 for color options.

## SnapIt™ Storage Cabinet with adjustable shelves

Easy snap-together design assembles in minutes. Three point locking system for security. Shelves adjust on 2" increments. Chrome locking handles with two keys. Meets or exceeds ANSI/BIFMA shelf standards. Powder coat finish in Dove Gray, Putty or Black.

RTA 7000-00	36"W X 18"D X 72"H
-------------	--------------------

05 07 09



## SnapIt™ Counter Height Cabinet with adjustable shelves

Easy snap-together design assembles in minutes. Three point locking system for security. Shelves adjust on 2" increments. Chrome locking handles with two keys. Meets or exceeds ANSI/BIFMA shelf standards. Powder coat finish in Dove Gray, Putty or Black.

RTA 7001-00	36"W X 18"D X 42"H
-------------	--------------------

05 07 09

## SnapIt™ Bookcases with adjustable shelves

Easy snap-together design assembles in minutes. 200-lb capacity shelves adjust in 2" increments. Meets or exceeds ANSI/BIFMA shelf standards. Powder coat finish in Dove Gray, Putty or Black.

BQ10 351330-00 one adjustable shelf and bottom shelf	34½"W X 13"D X 30"H
BQ20 351342-00 two adjustable shelves and bottom shelf	34½"W X 13"D X 42"H
BQ30 351352-00 three adjustable shelves and bottom shelf	34½"W X 13"D X 52"H
BQ40 351372-00 four adjustable shelves and bottom shelf	34½"W X 13"D X 72"H
BQ50 351384-00 five adjustable shelves and bottom shelf	34½"W X 13"D X 84"H

05 07 09



## SnapIt™ Storage Cabinet with Keyless Electronic Coded Lock

Boltless ready-to-assemble metal door cabinets just snap together. Shelves adjust on 2" increments and concealed door hinges swivel 270°. The cabinets are equipped with a keyless electronic coded locking system. The coded lock is available with two passwords, one for the administrator and one for the user. These can be changed to any combination of numbers, four for the user and six for the administrative password. The keypad also keeps a record for the day, date and time of when the cabinet is accessed, which can be displayed when the mechanism is idle. Exterior battery pack can be plugged into keypad and key included. Meets or exceeds ANSI/BIFMA shelf standards. Powder coat finish in Dove Gray, Putty or Black.

KDE7236-00	36"W X 18"D X 72"H
KDE7824-00	36"W X 24"D X 78"H
KDE7848-00	48"W X 24"D X 78"H

05 07 09



F.O.B. Illinois only.

Last two digits of stock number designate color. Replace "00" with appropriate number.

# ELITE RADIUS EDGE BOOKCASES



## Radius Edge Stationary Bookcases

Fully adjustable shelves adjust on 1" centers plus raised bottom shelf. Leg levelers. Welded steel construction. Powder coat finish. Shipped assembled.

BA1R 361830-00 one shelf and bottom shelf	36"W X 18"D X 30"H
BA2R 361842-00 two shelves and bottom shelf	36"W X 18"D X 42"H
BA3R 361852-00 three shelves and bottom shelf	36"W X 18"D X 52"H
BA4R 361872-00 four shelves and bottom shelf	36"W X 18"D X 72"H



Radius Profile



Leg Levelers



## Radius Edge Mobile Bookcases

Fully adjustable shelves adjust on 1" centers plus raised bottom shelf. Welded steel construction. Heavy duty patented caster base (see page 36), 2 locking. Shipped assembled except for casters.

BM1R 361830-00 one shelf and bottom shelf	36"W X 18"D X 36"H
BM2R 361842-00 two shelves and bottom shelf	36"W X 18"D X 48"H
BM3R 361852-00 three shelves and bottom shelf	36"W X 18"D X 58"H
BM4R 361872-00 four shelves and bottom shelf	36"W X 18"D X 78"H

Height includes 6" casters



Radius Profile

Last two digits of stock number designate color. Replace "00" with appropriate number. See page 38 for color options.



# ELITE WELDED BOOKCASES

## Bookcases

### 12" and 18" depths

Fully adjustable shelves adjust on 1" centers plus raised bottom shelf. Welded steel construction. Shelf depth is 12½" on 13" deep series. 200 LB shelf capacity. Powder coat finish. Shipped assembled.

BA10 341230-00 one shelf and bottom shelf	34½"W X 13"D X 30"H
BA10 361830-00 one shelf and bottom shelf	36"W X 18"D X 30"H
BA20 341242-00 two shelves and bottom shelf	34½"W X 13"D X 42"H
BA20 361842-00 two shelves and bottom shelf	36"W X 18"D X 42"H
» BA20 461842-00 two shelves and bottom shelf	46"W X 18"D X 42"H
BA30 341252-00 three shelves and bottom shelf	34½"W X 13"D X 52"H
BA30 361852-00 three shelves and bottom shelf	36"W X 18"D X 52"H
BA30 341260-00 three shelves and bottom shelf	34½"W X 13"D X 60"H
BA40 341272-00 four shelves and bottom shelf	34½"W X 13"D X 72"H
» BA40 361872-00 four shelves and bottom shelf	36"W X 18"D X 72"H
BA40 461872-00 four shelves and bottom shelf	46"W X 18"D X 72"H
BA50 341282-00 five shelves and bottom shelf	34½"W X 13"D X 82"H
BA50 361884-00 five shelves and bottom shelf	36"W X 18"D X 84"H

### » Extra Large Capacity

## Mobile Bookcases

### 18" depths

Fully adjustable shelves adjust on 1" centers plus raised bottom shelf. Welded steel construction. Heavy duty patented caster base (see page 36), 2 locking. Shipped assembled except for casters.

BM10 361830-00 one shelf and bottom shelf	36"W X 18"D X 36"H
BM20 361842-00 two shelves and bottom shelf	36"W X 18"D X 48"H
BM30 361852-00 three shelves and bottom shelf	36"W X 18"D X 58"H
BM40 361872-00 four shelves and bottom shelf	36"W X 18"D X 78"H

Height includes 6" casters

## Bookcases with File Drawer

### 18" depths

Full suspension locking file drawer holds letter or legal hanging files. Shelves adjust on 1" centers. Full width pull handle. Powder coat finish. Shipped assembled.

BD10 361842-00 one shelf and bottom shelf	36"W X 18"D X 42"H
BD20 361852-00 two shelves and bottom shelf	36"W X 18"D X 52"H
BD30 361872-00 three shelves and bottom shelf	36"W X 18"D X 72"H
BD40 361884-00 four shelves and bottom shelf	36"W X 18"D X 84"H



Last two digits of stock number designate color. Replace "00" with appropriate number. See page 38 for color options.

# CARTS, STANDS & ACTIVITY TABLES



## Mobile Utility Cabinet with fixed shelf

Convenient desk height, durable light gray laminate top, full recessed door pull, push button locking handle secures both doors, two storage areas, four casters—two locking, Dove Gray powder coat finish. Shipped assembled except casters.

RF1F 301826-05D	30"W X 18"D X 30"H*
-----------------	---------------------

05

\* Height includes casters.

## Refreshment Center Machine Stand

Concealed 16½"D full suspension drawer. Roll-out drawer is 16½"D x 24"W x 2½"H. Full recessed door pull. Two shelf spaces. Medium gray laminate top. Cabinet case is 30"W x 18"D. Dove Gray powder coat finish. Shipped assembled.

CFDP 301833-05D	30"W X 18"D X 34"H
-----------------	--------------------

05



## Activity / Utility Tables

Rounded corner laminate tops 1¼" thick. 3", 18-gauge steel aprons. Powder coat finish. 1¼" chrome-plated tubular square legs adjust at 1" increments from 24" - 36" height. Adjustable floor glides.

AT4020-BW	BLACK WITH WALNUT TOP	40"W X 20"D X 29"H
AT4020-PU	PUTTY WITH OAK TOP	40"W X 20"D X 29"H
AT6020-BW	BLACK WITH WALNUT TOP	60"W X 20"D X 29"H
AT6020-PU	PUTTY WITH OAK TOP	60"W X 20"D X 29"H
AT6030-BW	BLACK WITH WALNUT TOP	60"W X 30"D X 29"H
AT6030-PU	PUTTY WITH OAK TOP	60"W X 30"D X 29"H
AT7236-BW	BLACK WITH WALNUT TOP	72"W X 36"D X 29"H
AT7236-PU	PUTTY WITH OAK TOP	72"W X 36"D X 29"H

F.O.B. Illinois only.



## Folding Table Cart

Accommodates most styles of folding tables up to eight feet long. Steel construction in durable powder-coat finish. Holds up to 1000 lbs. Includes safety strap. Four heavy-duty 5" casters, two locking.

DO102172TA-02	20½"W X 72"D X 42"H
---------------	---------------------

F.O.B. Illinois only.



# WELDED BOOKTRUCKS

These heavy-duty all welded steel booktrucks offer maximum strength to efficiently store and transport books, reference materials, binders, video tapes and much more to any location. Booktruck [A] features 3" chrome ball casters. Booktrucks [B] through [F] have perforated side panels and feature four industrial (200 lb. rated) 5" swivel casters all with locking brake for safety and smooth rounded handles for a comfortable grip and easier control when moving. Sloped backs are 6" deep. Frames are 18 gauge and shelves are 20 gauge. Durable powder coat finish available in all color options, see page 38.

## A. Sloped-Shelf Booktruck

Features two sloped shelves and 3" chrome ball casters for easy movement. 13½" clearance between each shelf.

SR227-00*	27"W X 9½"D	29"W X 14"D X 25"H
-----------	-------------	--------------------

\* Shipped UPS



## B. Single Sided Sloped-Shelf Booktruck

Features three sloped shelves with 12" clearance between each shelf. Available in three sizes.

SL33017-00*	16"W X 9½"D	18"W X 14"D X 46"H
SL327-00*	26"W X 9½"D	28"W X 14"D X 46"H
SL330-00	30"W X 9½"D	32"W X 14"D X 46"H

\* Shipped UPS



## C. Double Sided Sloped-Shelf Booktruck

Offers more storage space featuring six sloped shelves with 12" clearance between each shelf.

SV336-00	36"W X 6¾"D	39"W X 19"D X 46"H
----------	-------------	--------------------



## D. Flat-Shelf Booktruck

Features three flat shelves with 12" clearance between each shelf. Offers a large shelf clearance ideal for bulky items.

SF336-00	36"W X 17⅞"D	39"W X 19"D X 46"H
----------	--------------	--------------------

## E. Combination-Shelf Booktruck

Combines flat shelf and sloped shelves in one. Features four top sloped shelves and one bottom flat shelf. 12" clearance between each shelf.

SVF336-00	SLOPED: 36"W X 6¾"D FLAT: 36"W X 17⅞"D	39"W X 19"D X 46"H
-----------	---	--------------------

## F. Combination-Shelf Booktruck

Combines flat shelf and sloped shelves in one. Features one top flat shelf and four bottom sloped shelves. 12" clearance between each shelf.

SFV336-00	SLOPED: 36"W X 6¾"D FLAT: 36"W X 17⅞"D	39"W X 19"D X 46"H
-----------	---	--------------------



F.O.B. Pennsylvania only.

Last two digits of stock number designate color. Replace "00" with appropriate number. See page 38 for color options.

# COMPUTER SECURITY CABINETS

	JG6625	JG2663	FDJG2663	SFDJG2663	16CC303064
Locking Door and Drawers	■	■	■	■	■
Flat Panel Kit	■	■	■	■	■
Flip Down Locking Drawer Front	■	■	■	■	■
Full Rear Door Access	■	■	■	■	■
11 Color Options - Powder Coat	■	■	■	■	■
Pull Out Adjustable Printer Shelf	■		■	■	■
Door Seals				■	■
Ventilation Fan Included				■	■
Slide-Out Utility Shelf	■				
Exterior Dimensions w/Casters	26" X 24" X 63"	26" X 24" X 63"	26" X 24" X 63"	26" X 24" X 63"	30" X 30" X 70"
Largest Monitor Size	Most 24"	Most 24"	Most 24"	Most 24"	Most 28"



## Mobile Computer Cabinet for Extreme Environments

### Extra heavy duty 16 gauge


Door seals and air-intakes for fan filter out dirt and dust preventing it from entering system. All welded. Completely secured. Piano hinges on all doors. 25½"W x 30"D x 21½"H monitor section. 44½" work height. 24½"W x 24½"D slide out keyboard tray. 25½"W x 30"D x 33½"H lower cabinet with adjustable pull-out printer shelf. Four 5" casters, 2 locking. Powder coat finish.

16CC303064-00

30"W X 30"D X 70"H

F.O.B. Tennessee only.

### Options Available



Power Strip  
PS-8



Fan  
UF12A

### Features



Flip Down Locking Drawer Front



Flat Panel Kit



Slide-Out Utility Shelf  
(On JG6625 Only)

# COMPUTER SECURITY CABINETS

22 gauge steel construction. Solutions for better wire management. Monitor viewable through 16"W x 15½"H acrylic window. Fully welded, shipped assembled (except casters where applicable). Durable powder coat finish. Also accommodates traditional monitors.

## Mobile Computer Security Workstation with Slide-Out Shelf and Work Surface

Convenient slope work surface, side shelf. 2" grommets in the bottom, sides and top for easy wire management. Bottom unit has 6" wire way with rear door access. All doors and flip-down drawer lock. 12½"W x 18½"D side mounting posting shelf which can be accessed from left or right. Lower compartment has an extendable printer shelf which adjusts on 3" center 20"W x 16⅞"D. Lower compartment has a flip-down drawer front and extendable keyboard drawer 20"W x 16⅞"D. Upper compartment has a vented back and accommodates most 24" flat screen monitors, interior size is 25⅞"W x 10½"D x 19½"H. Upper compartment has a locking clear view door with an acrylic window. The size is 14¼"W x 16¼"H, upper section door opening is 21¼"W x 16⅞"H. This unit has a 21¼"W x 3"H storage section between the upper and lower sections. This unit has a 26"W x 12"D, 10" sloped work surface.

JG6625	26"W X 24"D X 63"H
--------	--------------------



## Mobile Computer Security Workstation

2" grommet in bottom shelf for easy wire management. Monitor shelf wire way in back of shelf for easy access of wiring between upper and lower portions of cabinet. 4 heavy-duty 5" casters, 2 locking. Cabinet supports 150 lbs. Keyboard shelf 20" x 15½" x 2". Upper locking compartment interior is 25¾" x 22¾" x 23¾". Window with separate cam lock for security. Lower locking compartment with 1 adjustable shelf, adjusts on 1" centers is 21" x 23" x 24½". Flat panel kit included. Optional fan.

JG2663	26"W X 24"D X 63"H
--------	--------------------



## Mobile Computer Security Workstation

2" grommet in bottom shelf for wire management. Monitor shelf wire way in back of shelf for easy access of wiring between upper and lower portions, wire drop gap in rear. 4 heavy-duty 5" casters, 2 locking. Cabinet supports 150 lbs. Full rear locking door for easy access. Upper locking compartment with acrylic window with cam lock for security. Upper locking compartment interior is 25¾" x 22¾" x 23¾". Lower locking compartment with 1 adjustable pull out printer shelf that adjusts on 2" centers is 21" x 23" x 24½". Flat panel kit included. Optional fan.

FDJG2663	26"W X 24"D X 63"H
----------	--------------------



## Flat Screen Mobile Computer Security Workstation

2" grommet in bottom shelf for wire management. Monitor shelf wire in back of shelf for easy access of wiring between upper and lower portions, wire drop gap. 4 heavy-duty 5" casters, 2 locking. Cabinet supports 150 lbs. Roll out keyboard shelf 20"W x 15½"D x 2"H drawer. Flip down drawer front. Fan included. Full rear locking door for easy access. Upper locking compartment, acrylic window with cam lock for security. Upper locking compartment interior is 25¾" x 22¾" x 23¾". Opening clearance is 22"W x 19.75"H. Accommodates flat panel monitors up to 25". Tilt flat panel stand comes attached. Lower locking compartment with 1 adjustable pull out printer shelf that adjusts on 2" centers is 21" x 23" x 24½".

SFDJG2663	26"W X 24"D X 63"H
-----------	--------------------



All products on this page F.O.B. Pennsylvania only.

Last two digits of stock number designate color. Replace "00" with appropriate number. See page 38 for color options.

# LAPTOP / TABLET SECURITY



## Mobile Tablet Storage Cart

40 tablet capacity, 20 tablets on each of two shelves. Upper inside shelf is for laptop storage. All three shelves adjust on 2" centers and have anti-skid mats. The top of the cart has an anti-skid mat and wire grommets to the inside of the cart. A bottom shelf is provided for storage or mounting the power strip and the USB Hubs (optional). Wires can be run from the front or rear of the cart using mounting clips that receive the cables. Front and rear doors have full piano hinges and two-point locking paddle handles/keys. Ventilation holes for air circulation. Powder coat finish in 14 colors (see page 38).

MTS362437-00	36"W X 24"D X 43"H (WITH CASTERS)
--------------	--------------------------------------

F.O.B. Pennsylvania only.

## A/C Charging System (OPTIONAL)

Model #TCS-40 comes installed with an A/C power strip that has the capacity to deliver up to the 10-watts required to charge any and all of the tablet devices simultaneously when those devices are connected to their A/C chargers and plugged into our tablet cart. The charging system consists of three (3) surge protected power strips fastened to the bottom with 48 outlets.

TCS-40	ORDER SEPARATELY
--------	------------------



Cabinet shown with optional electronic power charge system.

## Mobile Laptop Security Cabinet

Welded steel construction. Cabinets are 18 gauge steel for the sides and 22 gauge for the shelves. Wire management in lower portion of cabinet. Wire management space behind the shelves in the back of the cabinet is approximately 6½". Two cord exit holes in bottom rear of cabinet. Ventilation on sides of cabinet for air circulation. 2" backstop on three sides of top with non-slip rubber pad. Doors open a full 180° for easy access. Room for approximately 16 laptops on 36" shelves, and 24 laptops on 46" wide model. Four 5" casters - 2 locking. Powder coat finish. See page 38 for color options.

MLS5236-00	36"W X 24"D X 52"H
MLS5248-00	46"W X 24"D X 52"H

F.O.B. Pennsylvania only.



BACK

## Optional Electronic Power Charge System

Has a power management module containing 4 timed outlets. Charging module is furnished with a 10' cord. Provides power in alternating segments of 15 minutes. Has an easily accessible "always on" duplex on back with an on / reset switch. Unit has 2 surge protectors, each with outlets for 16 laptop charging units. Each surge protector is individually fused for maximum protection. Includes vertical mount outlet power strip and 7" PDU with circuit protection and electronic switch for power management.



MLS5236-00EC	36"W X 24"D X 52"H
MLS5248-00EC	46"W X 24"D X 52"H
TL7R362446-00EC	
TL7R462446-00EC	

# LAPTOP / AV STORAGE

## Wall-Mount Laptop Safe/Security Cabinet

Powder coated charcoal color in stock. Custom colors available upon request. 20 gauge welded steel construction. Fits most laptops that are 17" or smaller. The platform where the laptop sits is 12¼"H x 17¼"W and comes with a cushioned pad. When the door is down the length from the back of the cabinet to the top of the door (platform) is 18¾". Electronic keypad lock run by 4-AA batteries. No need for keys. Has administrative password and user password. Both can be changed. Keypad has two backup emergency means. The first is an external power source. If the battery fails, it plugs into the keypad. The second is a key, if the code is forgotten. This is located under the handle plate. The platform has adjustable elastic straps to hold the laptop securely in place when closed. The left and right sides of the unit each have a grommet 1½" in diameter for power cords to allow for charging when the laptop is secured. Cell phone and camera storage holders included. Features side vent holes for ventilation. Space in bottom for a power strip. Shipped UPS. Shipping weight is 20lbs.



CLOSED

WLAP2016*	20¾"W X 5¼"D X 19½"H
-----------	----------------------

\* Ships UPS

F.O.B. Illinois only.

## Plasma/LCD TV Stand

Protect Plasma and LCD flat panel television investment with this fully enclosed and lockable cabinet. Made of durable, welded steel construction with attractive, embossed doors. Accommodates most LCD and Plasma TVs from 32" up to 46". Top section opening is 43"W x 30"H. Includes tilting universal mount with all required hardware. Fully mobile with industrial grade, patented caster base. Removable rear panel for easy access to equipment plus two lower cord exits. Vented back. Cabinet size is 46"W x 24"D x 66"H (72"H with casters). Powder coat finish available in 14 colors. Optional side handle available (see page 37). See page 38 for color options.



IPAF 462466-00	46"W X 24"D X 72"H
----------------	--------------------

TSH-00	OPTIONAL SIDE HANDLE
--------	----------------------

## Wide Body Flat Panel TV Cart

### Wide Body TV Monitor Carts

Wider base for greater stability and also accommodates larger equipment. Top two shelves have grommet holes for cord management. Heavy duty 16-gauge steel construction. Black powder coat finish. Universal mounting system works with standard flat panel televisions. Monitor can be adjusted to reduce glare and provide best viewing angle. Middle shelf ideal for use with DVD and speakers. 5" industrial grade swivel casters - two with locking brake. 250 lb capacity. Shipped unassembled.



IP30322744-09 (FLAT PANEL)*	32"W X 27½"D X 44"H
IP30403244-09 (FLAT PANEL)**	40"W X 32½"D X 44"H

- \* Holds up to 37" Flat Panel TV
- \*\* Holds up to 52" Flat Panel TV

IF30322744-09 (TV MONITOR)*	32"W X 27½"D X 44"H
IF30403244-09 (TV MONITOR)**	40"W X 32½"D X 44"H

- \* Holds up to 27" TV
- \*\* Holds up to 40" TV

### Options



ES32-09  
ES40-09

PSC4-09

09

F.O.B. Illinois - wide body carts only.

# LATERAL FILES



## 400 Series Lateral File Cabinets

E202L	2 DRAWER	30"W X 18"D X 26 <sup>5</sup> / <sub>8</sub> "H
E204L	4 DRAWER	30"W X 18"D X 50 <sup>5</sup> / <sub>8</sub> "H

F.O.B. California, Illinois and Pennsylvania.

## 600 Series Lateral File Cabinets

LF6A362-00	2 DRAWER	36"W X 19 <sup>1</sup> / <sub>4</sub> "D X 28 <sup>3</sup> / <sub>8</sub> "H
LF6A363-00	3 DRAWER	36"W X 19 <sup>1</sup> / <sub>4</sub> "D X 40 <sup>7</sup> / <sub>8</sub> "H
LF6A423-00	3 DRAWER	42"W X 19 <sup>1</sup> / <sub>4</sub> "D X 40 <sup>7</sup> / <sub>8</sub> "H
LF6A364-00	4 DRAWER	36"W X 19 <sup>1</sup> / <sub>4</sub> "D X 53 <sup>1</sup> / <sub>4</sub> "H
LF6A424-00	4 DRAWER	42"W X 19 <sup>1</sup> / <sub>4</sub> "D X 53 <sup>1</sup> / <sub>4</sub> "H
LF6A365-00	5 DRAWER*	36"W X 19 <sup>1</sup> / <sub>4</sub> "D X 66 <sup>3</sup> / <sub>8</sub> "H
LF6A425-00	5 DRAWER*	42"W X 19 <sup>1</sup> / <sub>4</sub> "D X 66 <sup>3</sup> / <sub>8</sub> "H

F.O.B. California, Illinois and Pennsylvania.  
5 drawer has posting shelf, flip front top drawer.



## 800 Series Full Pull Lateral Files

LF8F302-00	2 DRAWER	30"W X 19 <sup>1</sup> / <sub>4</sub> "D X 28 <sup>3</sup> / <sub>8</sub> "H
LF8F304-00	4 DRAWER	30"W X 19 <sup>1</sup> / <sub>4</sub> "D X 53 <sup>1</sup> / <sub>4</sub> "H
LF8F362-00	2 DRAWER	36"W X 19 <sup>1</sup> / <sub>4</sub> "D X 28 <sup>3</sup> / <sub>8</sub> "H
LF8F364-00	4 DRAWER	36"W X 19 <sup>1</sup> / <sub>4</sub> "D X 53 <sup>1</sup> / <sub>4</sub> "H
LF8F422-00	2 DRAWER	42"W X 19 <sup>1</sup> / <sub>4</sub> "D X 28 <sup>3</sup> / <sub>8</sub> "H
LF8F424-00	4 DRAWER	42"W X 19 <sup>1</sup> / <sub>4</sub> "D X 53 <sup>1</sup> / <sub>4</sub> "H
LF8F425-00	5 DRAWER*	42"W X 19 <sup>1</sup> / <sub>4</sub> "D X 66 <sup>3</sup> / <sub>8</sub> "H

F.O.B. California, Illinois and Pennsylvania.  
5 drawer has posting shelf, flip front top drawer.

Last two digits of stock number designate color. Replace "00" with appropriate number. See page 38 for color options.

### 800 Series

### 600 Series

### 400 Series

Full drawer extension on genuine progressive telescoping ball-bearing slides provide smooth, trouble-free operation.	■	■	■
Built-in drawer interlock system prevents more than one drawer from opening at a time, reducing the chance of cabinet tip over.	■	■	■
Single lock system secures all drawers with one key (two keys included).	■		
Center lock securely locks both sides of each drawer for positive security (two keys provided).		■	■
Adjustable leg levelers keep cabinets level in any environment.	■	■	■
Extra deep drawer accommodates letter or legal size files using side to side hanging rails.	■	■	■
Cross Bar Kits available for front-to-back filing.	■	■	■
File Drawer Divider Kits.		■	■
Powder coat finish.	■	■	■
Aluminum handles with steel reinforced drawer fronts.		■	
Plastic handle insert.	■		
Rolled or hemmed edge drawer sides for strength, rigidity & safety.	■	■	■
ANSI/BIFMA Rated. 36"W @ 88 lbs. 42"W @ 113 lbs.		■	■
All steel full width drawer pulls featuring double wall reinforced drawer fronts for extra stability.			■
Available in all colors.	■	■	■



Cross Bar Kit  
Four Rails Per Set  
LA99000  
E2500L FOR 400  
SERIES  
(Optional)



File Drawer Divider Kit  
LFDIVKT-10  
(Optional)



## Lateral File Storage Cabinet

Durable welded steel construction. Hinged doors with full length recessed pulls and 3 shelves (2 adjustable). Two 19<sup>1</sup>/<sub>4</sub>" deep lateral file drawers with recess pull handles store letter/legal size files. Drawers operate on steel ball bearing telescoping slide suspension for effortless operation. Reinforced double-wall drawer fronts provide extra stability. Two separate single-key locks secure the doors and drawers. Four adjustable leveling guides. Powder coat finish.

17016	36"W X 19 <sup>1</sup> / <sub>4</sub> "D X 65 <sup>1</sup> / <sub>4</sub> "H
17015	42"W X 19 <sup>1</sup> / <sub>4</sub> "D X 65 <sup>1</sup> / <sub>4</sub> "H

05 07 09

F.O.B. Illinois only.



# VERTICAL FILES




## Vertical Files

These durable welded steel vertical file cabinets are the cost-effective way to keep files organized and secure using minimal floor space. Steel ball bearing slide suspension for superior performance. Full drawer extension for easy file retrieval. High-sided drawers accommodate hanging folders. Spring loaded follower in drawers keeps files upright. Label holder for easy identification. Aluminum thumb latch and handles. Single lock secures all drawers, 2 keys included. Powder coat finish.

VFLT222-00	2-DRAWER LETTER SIZE	15"W X 22"D X 26¼"H
VFLT224-00	4-DRAWER LETTER SIZE	15"W X 22"D X 48¾"H
VFLT252-00	2-DRAWER LETTER SIZE	15"W X 25"D X 29"H
VFLT254-00	4-DRAWER LETTER SIZE	15"W X 25"D X 52"H
VFLT262-00	2-DRAWER LETTER SIZE	15"W X 26½"D X 29"H
VFLG262-00	2-DRAWER LEGAL SIZE	18¼"W X 26½"D X 29"H
VFLT264-00	4-DRAWER LETTER SIZE	15"W X 26½"D X 52"H
VFLG264-00	4-DRAWER LEGAL SIZE	18¼"W X 26½"D X 52"H
VFLT265-00	5-DRAWER LETTER SIZE	15"W X 26½"D X 60"H

05 07 09

F.O.B. Illinois only.



**HIGH-SIDED DRAWERS ACCOMMODATE HANGING FILES**



**SPRING LOADED FOLLOWER BLOCK**

# STEEL DESKS

Durable woodgrain laminate top. Powder coat finish. Features aluminum drawer handles and chrome-plated 1" square tubular steel legs with adjustable leg levelers. Center locking system for all drawers. Minimal assembly, just attach legs.



## 500 Series Single-Pedestal Desk

Full extension locking file drawer accommodate hanging file folders. Box drawer is equipped with dividers. Center drawer with supply tray.

30078-PO	PUTTY BASE/OAK TOP	45"W X 24"D X 29½"H
30078-BW	BLACK BASE/WALNUT TOP	45"W X 24"D X 29½"H
30078-GY	GRAY BASE/GRAY TOP	45"W X 24"D X 29½"H

F.O.B. Illinois and Pennsylvania.



## 500 Series Double-Pedestal Desk

Full extension locking file drawers accommodate hanging file folders. Box drawers are equipped with dividers. Center drawer with supply tray.

30045-PO	PUTTY BASE/OAK TOP	60"W X 30"D X 29½"H
30045-BW	BLACK BASE/WALNUT TOP	60"W X 30"D X 29½"H
30045-GY	GRAY BASE/GRAY TOP	60"W X 30"D X 29½"H
30084-PO	PUTTY BASE/OAK TOP	72"W X 36"D X 29½"H
30084-BW	BLACK BASE/WALNUT TOP	72"W X 36"D X 29½"H
30084-GY	GRAY BASE/GRAY TOP	72"W X 36"D X 29½"H

F.O.B. Illinois and Pennsylvania.



## 500 Series Credenza

Full extension file drawers accommodate hanging file folders. Box drawers are equipped with dividers. Accepts keyboard drawer.

30082-PO	PUTTY BASE/OAK TOP	60"W X 20"D X 29½"H
30082-BW	BLACK BASE/WALNUT TOP	60"W X 20"D X 29½"H
30082-GY	GRAY BASE/GRAY TOP	60"W X 20"D X 29½"H

F.O.B. Illinois only.



## 500 Series L-Shaped Desk

66"W x 30"D desk with flush height 42"W x 24"D wing desk. One pedestal with three box drawers; one pedestal with locking file drawer and box drawer. Choose left or right wing to suit your needs.

LW4224-PO	PUTTY BASE/OAK TOP	42"W X 24"D X 29½"H
LW4224-BW	BLACK BASE/WALNUT TOP	42"W X 24"D X 29½"H
LW4224-GY	GRAY BASE/GRAY TOP	42"W X 24"D X 29½"H

Desk with Left "L" Wing

RW4224-PO	PUTTY BASE/OAK TOP	42"W X 24"D X 29½"H
RW4224-BW	BLACK BASE/WALNUT TOP	42"W X 24"D X 29½"H
RW4224-GY	GRAY BASE/GRAY TOP	42"W X 24"D X 29½"H

Desk with Right "L" Wing

F.O.B. Illinois only.



## Keyboard Drawer

Smooth operating friction slides.

30086-PU	PUTTY	23"W X 14"D
30086-BK	BLACK	23"W X 14"D
30086-GY	GRAY	23"W X 14"D

All products on this page are F.O.B. Illinois only.

F.O.B. Illinois only.

# STEEL DESKS


## 600 Series Steel Teachers Desk

Features laminated wood top surface with rounded corners and vinyl covered edges for comfort and safety. Desk top features a 6" rear overhang for easy student conferencing. Two grommets for easy cable and wire management. Central locking system locks all drawers. Chrome-plated 1" square tubular steel legs with leveling glides. Heavy-duty steel frame with powder coat finish. Full extension file drawer with steel ball-bearing slide suspension. File drawer is high-sided to accept hanging folders. Box drawer includes divider. Drawer handles with arch design. Includes pull-out center drawer for small supplies.

	TOP SIZE	PEDESTALS	BASE COLOR	TOP COLOR
SQ4830BO	48" X 30"	SINGLE	BLACK	MEDIUM OAK
SQ4830BM	48" X 30"	SINGLE	BLACK	MAPLE
SQ4830PO	48" X 30"	SINGLE	PUTTY	MEDIUM OAK
SQ4830BGN	48" X 30"	SINGLE	BLACK	GREY NEBULA
SQ6030BO	60" X 30"	SINGLE	BLACK	MEDIUM OAK
SQ6030BM	60" X 30"	SINGLE	BLACK	MAPLE
SQ6030PO	60" X 30"	SINGLE	PUTTY	MEDIUM OAK
SQ6030BGN	60" X 30"	SINGLE	BLACK	GREY NEBULA
DQ6030BO	60" X 30"	DOUBLE	BLACK	MEDIUM OAK
DQ6030BM	60" X 30"	DOUBLE	BLACK	MAPLE
DQ6030PO	60" X 30"	DOUBLE	PUTTY	MEDIUM OAK
DQ6030BGN	60" X 30"	DOUBLE	BLACK	GREY NEBULA



Grey Nebula



Maple



Medium Oak

F.O.B. Illinois and Pennsylvania.



Smooth rounded corner tops



Pierced side panels



	TOP SIZE	PEDESTALS	BASE COLOR	TOP COLOR
SPR4830BO	48" X 30"	SINGLE	BLACK	MEDIUM OAK
SPR4830BM	48" X 30"	SINGLE	BLACK	MAPLE
SPR4830PO	48" X 30"	SINGLE	PUTTY	MEDIUM OAK
SPR4830BGN	48" X 30"	SINGLE	BLACK	GREY NEBULA
SPR6030BO	60" X 30"	SINGLE	BLACK	MEDIUM OAK
SPR6030BM	60" X 30"	SINGLE	BLACK	MAPLE
SPR6030PO	60" X 30"	SINGLE	PUTTY	MEDIUM OAK
SPR6030BGN	60" X 30"	SINGLE	BLACK	GREY NEBULA
DPR6030BO	60" X 30"	DOUBLE	BLACK	MEDIUM OAK
DPR6030BM	60" X 30"	DOUBLE	BLACK	MAPLE
DPR6030PO	60" X 30"	DOUBLE	PUTTY	MEDIUM OAK
DPR6030BGN	60" X 30"	DOUBLE	BLACK	GREY NEBULA

- Contemporary pierced side panels
- Full pull drawers
- Full width center drawer front
- Color coordinated legs

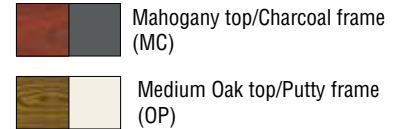
F.O.B. Pennsylvania only.

# STEEL DESKS

## 800 Series Steel Desks

Features smooth radius edge tops. Full-height end panels for modern appearance. Full-width recessed pull handles. Two attractive color combinations. Scratch-, stain- and moisture-resistant wood grain laminate tops. Reinforced, double-wall steel end panels with modesty panel create a strong, solid frame. Each pedestal includes locking box/file drawers. Double-wall drawer fronts for added strength. Telescoping steel ball-bearing slide suspension provides smooth drawer operation. Cord management grommets on sides and top. Optional center drawer includes lock and supply tray. Cord management grommets on sides and top. Optional center drawer includes lock and supply tray.

	DIMENSION	PEDESTALS
SP38-4830	48"W X 30"D X 29½"H	SINGLE
DP38-6030	60"W X 30"D X 29½"H	DOUBLE
DP38-7236	72"W X 36"D X 29½"H	DOUBLE
CR38-6024	60"W X 24"D X 29½"H	CREDENZA WITH 2 PEDESTALS
CR38-7224	72"W X 24"D X 29½"H	CREDENZA WITH 2 PEDESTALS
CD38	19½"W X 16½"D X 1¾"H	CENTER DRAWER



F.O.B. Illinois only.



Smooth radius edge tops



Full extension, high-sided file drawer for hanging folders



Cord management grommets



Box drawer includes adjustable divider



Telescoping ball-bearing slide suspension on all drawers



Optional Locking Center Drawer



Adjustable leveling glides

# FLAT FILE / PAPER STORAGE / LITERATURE RACKS



A



B



C

## 5- and 10-Drawer Flat File

Steel flat file is ideal for both work-in-progress and archival storage. The 5-drawer and 10-drawer models provide a reliable place to store flat all your valuable documents and graphics. All flat files are modular — they can be used individually or in a space-saving stack. If your filing needs grow, simply add another flat file cabinet. Museum/archival quality paint finish ensures that there is no out-gassing and that the atmosphere in the flat files has no acidity or alkalinity (pH) created by the finish. 5-Drawer Flat Files: Versatile file stores up to 500 sheets per unit active filing, 750 sheets of semi-active or 1,000 sheets of inactive material. Five large capacity 1 7/8" deep drawers in the three cabinet sizes. 10-Drawer Flat Files: Ideal for high traffic project storage areas. Ten 1 7/8" deep drawers allow the easy retrieval or materials can be stacked with 5-drawer flat file cabinets for customized high volume storage.

### A. 5-Drawer Flat File

with open base

### B. Two 5-Drawer Flat Files

stacked on closed base

### C. 10-Drawer Flat File

with open base

244876	5-DRAWER FLAT FILE	40 3/4"W X 28 3/8"D X 16 1/8"H*
244877	CLOSED BASE	40 3/4"W X 28 3/8"D X 6"H
244878	OPEN BASE	40 3/4"W X 28 3/8"D X 20"H

\*Inside Drawer: 37 5/16"W X 25 5/16"D X 1 7/8"H

244879	5-DRAWER FLAT FILE	46 3/4"W X 35 3/8"D X 16 1/8"H**
244880	CLOSED BASE	46 3/4"W X 35 3/8"D X 6"H
244881	OPEN BASE	46 3/4"W X 35 3/8"D X 20"H

\*\* Inside Drawer: 43 3/8"W X 32 3/8"D X 1 7/8"H

244882	5-DRAWER FLAT FILE	53 3/4"W X 41 5/8"D X 16 1/8"H***
244883	CLOSED BASE	55 3/4"W X 41 5/8"D X 6"H
244884	OPEN BASE	55 3/4"W X 41 5/8"D X 20"H

\*\*\* Inside Drawer: 50 3/8"W X 38 7/16"D X 1 7/8"H

244885	10-DRAWER FLAT FILE	46 3/4"W X 35 3/8"D X 16 1/8"H****
244880	CLOSED BASE	46 3/4"W X 35 3/8"D X 4"H
244881	OPEN BASE	46 3/4"W X 35 3/8"D X 20"H

\*\*\*\* Inside Drawer: 43 3/8"W X 32 3/8"D X 7/8"H



F.O.B. Illinois and Pennsylvania.



## Paper Storage Cabinet

Three adjustable shelves on 2" centers. Four shelf spaces. 1000 lb. load capacity. Heavy duty 5" casters - 2 locking brakes. Finished in Putty with laminate oak wood grain top. Shipped fully welded with casters attached, cartoned on skids.

TP30 462430-07K	46"W X 24"D X 36"H
-----------------	--------------------



## SnapIt™ Literature Organizer

Steel literature organizers. Easy snap together design with insert dividers assembles in minutes. Each compartment size is 10 1/4"W x 12 1/2"D x 2 1/2"H. Cartons are 100% recycled polypropylene material. Powder coat finish in Dove Gray, Putty and Black. Unit ships KD.

BQD1	34 1/2"W X 13"D X 30"H	24*
BQD2	34 1/2"W X 13"D X 42"H	36*
BQD3	34 1/2"W X 13"D X 52"H	48*
BQD4	34 1/2"W X 13"D X 72"H	60*
BQD5	34 1/2"W X 13"D X 84"H	72*

\* Openings per shelf

F.O.B. Illinois only.



## Paper Storage Cabinet

5 roll-out drawers. 40 1/2"W x 22 1/4"D x 3 1/2"H. Each drawer holds up to 130 lbs. Heavy duty 5" casters - 2 locking brakes. Finished in Putty with laminate oak wood grain top. Shipped fully welded with casters attached, cartoned on skids.

TP5D 462430-07K	46"W X 24"D X 36"H
-----------------	--------------------

F.O.B. Pennsylvania only.

# WALL CABINETS



## Clear View Wall Cabinet

Durable acrylic doors provide full visibility of contents. Fully adjustable shelf on 2" centers plus raised bottom shelf. Three point door locking system. Single door has a cam lock to the side. Meets ANSI/BIFMA shelf standards. See page 38 for color options. Shipped assembled (♦).

WA1V 161226-00*	16"W X 12"D X 26"H
WA1V 301226-00	30"W X 12"D X 26"H
WA2V 361230-00	36"W X 12"D X 30"H**

\* Single door design

F.O.B. California, Pennsylvania and Tennessee.

\*\* 36"W has two shelves and two handles



## Solid Door Wall Cabinet

Not shown. Solid doors - not clear view. Fully adjustable shelf on 2" centers plus raised bottom shelf. Three point door locking system. Single door has a cam lock to the side. Meets ANSI/BIFMA shelf standards. See page 38 for color options. Shipped assembled (♦).

WA11 181226-00*	18"W X 12"D X 26"H
WA11 301230-00	30"W X 12"D X 30"H
WA22 361230-00	36"W X 12"D X 30"H**

\* Single door design

F.O.B. California, Pennsylvania and Tennessee.

\*\* 36"W has two shelves and two handles



## Keyless Electronic Wall Cabinet

Boitless ready-to-assemble wall cabinet snaps together without the use of any tools. Two-point locking system. Shelves adjusted in 2" increments. The keyless electronic coded locking handle is available with two passwords, and keeps a record of the day, date, and time of when the cabinet is accessed. An exterior battery pack can be plugged into the keypad and also a key that is accessible on the keypad. Available in black, putty and dove gray. Specify color.

KDEW3012	30"W X 12"D X 30"H
----------	--------------------

05 07 09

F.O.B. Illinois only.



## Bin Wall Cabinet Solid Door and Clear View

Accommodates plastic bins (approx. sizes 42 bins - 4"W x 5"D x 3"H and 24 bins - 5"W x 11"D x 5"H) Bins not included. Three point door locking system. See page 38 for color options. Shipped assembled (♦).

### CLEAR VIEW BIN CABINET

WB0V 361230-00	36"W X 12"D X 30"H
----------------	--------------------

### SOLID DOOR BIN CABINET

WB02 361230-00	36"W X 12"D X 30"H
----------------	--------------------

♦ Handle requires some assembly.

F.O.B. Tennessee only.

# SAFETY CABINETS



## Compact Flammable Safety Cabinet with Single Door - Manual Close

Construction meets NFPA Code 30 and OSHA Standard 1910.106 for storage of Class I, II and III liquids. Fits conveniently under countertops, fume hoods, windows or other compact areas. Cabinets include one 500 lb. capacity galvanized shelf adjustable on 2½" centers.

SC12F	GAL. CAPACITY 12	23"W X 18"D X 35"H
-------	------------------	--------------------

## Compact Flammable Safety Cabinet with Double Door - Manual Close

Construction meets NFPA Code 30 and OSHA Standard 1910.106 for storage of Class I, II and III liquids. Fits conveniently under countertops, fume hoods, windows or other compact areas. Cabinets include one 500 lb. capacity galvanized shelf adjustable on 2½" centers.

SC22F	GAL. CAPACITY 22	35"W X 22"D X 35"H
-------	------------------	--------------------



## Flammable Safety Cabinet

Standard 2-door manual close design. Double wall 18 gauge welded steel construction with 1½" air space. Dual 2" capped vents with flash arrestors for external exhaust. 2" high leakproof door sill contains spills. Adjustable leveling feet. Locking handle with 3-point latch. Cabinet includes two 500 lb. capacity galvanized shelves, adjustable on 2½" centers. Construction meets NFPA Code 30 and OSHA Standard 1910.106 for storage of Class I, II and III liquids. Factory Mutual Approved.

SC450F	GAL. CAPACITY 45	43"W X 18"D X 65"H
SC600F	GAL. CAPACITY 60	34"W X 34"D X 65"H

## Counter Height Flammable Safety Cabinet

Same features as Flammable Safety Cabinet except it has one adjustable shelf.

SC300F	GAL. CAPACITY 30	43"W X 18"D X 44"H
--------	------------------	--------------------



## Paint & Ink Storage Cabinet

Double wall 18 gauge welded steel construction with 1½" air space. Dual 2" capped vents with flash arrestors for external exhaust. 2" high leakproof door sill contains spills. Adjustable leveling feet. Locking handle with 3-point latch. Cabinet includes five 500 lb. capacity galvanized shelves, adjustable on 2½" centers. Construction meets NFPA Code 30 and OSHA Standard 1910.106 for storage of Class I, II and III liquids.

PC60	GAL. CAPACITY 60	43"W X 18"D X 65"H
------	------------------	--------------------

## Counter Height Paint & Ink Storage Cabinet

Same features as Paint & Ink Storage Cabinet except it has three adjustable shelves.

PC40	GAL. CAPACITY 40	43"W X 18"D X 44"H
------	------------------	--------------------

All products on this page are FOB: Illinois and Pennsylvania only.

# CHROME WIRE SHELVING / BIN STORAGE

## Bin Units

Zinc coated wire shelving with black powder coat steel frame. Shelves have 50 lb. capacity. 57" tall unit has 8 shelves that contain 36 storage bins and a laminate top shelf for additional storage. 33" tall unit has 2 shelves that contain 6 bins plus top area. Bins are gray.

IBU421633	42"W X 16"D X 33"H
UR4416BIN36	44"W X 16"D X 57"H



## Chrome Wire Shelving

Shelves have 600-800 lb. capacity. Unit is NSF Certified. The four shelves are fully adjustable. Contemporary design with brilliant chrome finish. Easy to assemble with no tools required.

WS481874-C	48"W X 18"D X 74"H	800 LB. SHELF CAPACITY
WS601874-C	60"W X 18"D X 74"H	600 LB. SHELF CAPACITY
WS721874-C	72"W X 18"D X 74"H	600 LB. SHELF CAPACITY
WS362474-C	36"W X 24"D X 74"H	800 LB. SHELF CAPACITY
WS482474-C	48"W X 24"D X 74"H	800 LB. SHELF CAPACITY
WS722474-C	72"W X 24"D X 74"H	600 LB. SHELF CAPACITY

## Optional Casters

Casters reduce overall weight capacity to 1000 lbs. Add 6" to height. Order caster style as a separate part number with wire shelf unit.

WSCASTER5	1000 LBS. OVERALL WEIGHT CAPACITY
-----------	-----------------------------------



All products on this page are F.O.B. Illinois only.



# STEEL SHELVING

## Boltless Rivet Shelving

Industrial grade steel construction. Shelves hold up to 800 lbs. of evenly distributed loads and adjust in 1½" increments. Five durable particleboard shelves. Easily assembles in minutes either vertically or horizontally. Gray powder coat finish.

CR3618	36"W X 18"D X 72"H	5 SHELF, PARTICLE BOARD
CR4824	48"W X 24"D X 72"H	5 SHELF, PARTICLE BOARD



## Heavy Duty Boltless Shelving

Industrial grade steel construction with concealed assembly post design. Patented beam design allows multi-functional shelf use. Shelves hold up to 1,000 lbs. of evenly distributed loads and adjust in 1½" increments. Easily assembles in minutes either vertically or horizontally. Black carbide finish.

MR3618BLKLB	36"W X 18"D X 72"H	5 SHELF, POLY COAT
MR4824BLKLB	48"W X 24"D X 72"H	5 SHELF, POLY COAT



## Welded Storage Rack

Industrial strength, heavy duty welded steel frames and beams. Shelves adjust on 3" centers. Choose particle board shelving on 7224PRB that holds 1200 lbs. per shelf or Heavy Duty coated wire deck shelving that holds 2000 lbs. per shelf.

7224PRB	77"W X 24"D X 72"H	3 SHELF, PARTICLE BOARD	BLACK
7224PRBWW3	77"W X 24"D X 72"H	3 SHELF, NSF WIRE	BLACK
BW2472W4US	77"W X 24"D X 72"H	4 SHELF, NSF WIRE	SILVER
ERZ782478W-4	77"W X 24"D X 78"H	4 SHELF, NSF WIRE	BLACK
72BKW	72"W X 24"D X 2½"H	EXTRA LEVEL WIRE + 2 BEAMS	BLACK



All products on this page are F.O.B. Illinois only.

[WWW.SANDUSKYLEE.COM](http://WWW.SANDUSKYLEE.COM)

STEEL SHELVING

# HEAVY-DUTY STEEL WAGONS



## Flat Wagon

Heavy duty steel mesh deck with 2" high side edges to keep items from rolling off. Heavy duty pneumatic tires for easy rolling over any surface. Auto-type steering keeps front wheels under corners of steel frame to prevent tipping. Large D-handle for easy grip. Green powder coat finish. Requires some assembly.

FW3820	20"W X 38"L X 14¼"H	1,000 LB. CAPACITY	4" X 10" TIRES
FW6036*	36"W X 60"L X 17"H	800 LB. CAPACITY	5" X 13" TIRES

\* Weight 127 lbs. / Ship LTL



## Crate Wagon

Heavy duty steel mesh deck with fold down sides for easy loading and unloading. Sides can also be removed if needed. Large straight pull handle for easy grip. Four heavy duty pneumatic tires for easy rolling. Green powder coat finish. Requires some assembly.

CW3418	18"W X 34"L X 21¼"H (13½" H WITHOUT SIDES)	400 LB. CAPACITY	5" X 13" TIRES
CW4824	24"W X 48"L X 27¾"H (16¾" H WITHOUT SIDES)	1,000 LB. CAPACITY	5" X 13" TIRES
CW6031*	31"W X 60"L X 25"H	1,400 LB. CAPACITY	5" X 13" TIRES

\* Weight 160 lbs. / Ship LTL



## Light-Duty Folding Wagon

Conveniently folds for easy storage. Durable 600 denier polyester fabric. Strong solid steel frame and swivel handle for easy steering. Cover included.

FCW3622*	22"W X 36"L X 25½"H FOLDED SIZE: 8"W X 30"L X 23"H	150 LB. CAPACITY	1¼" X 8" TIRES
----------	--	------------------	----------------

\* Weight 25 lbs. / Can ship UPS



All products on this page are F.O.B. Illinois only.

# LOCKERS

## Welded Storage Lockers

Standard Duty Lockers. 22-gauge doors have vent holes and a die cast handle that secures the door in a closed position and accommodates a standard padlock. The single tier locker has a top shelf. All compartments have two side hooks (except the five tier locker) and a flat bottom. Welded steel construction. Powder coat finish. Overall size of all lockers is 15"W x 18"D x 66"H. Shipped assembled (•).

SINGLE TIER LF11 151866-00	15"W X 18"D X 66"H
DOUBLE TIER LF22 151866-00	15"W X 18"D X 66"H (APPROXIMATE TIER SIZE 30"H)
TRIPLE TIER LF33 151866-00	15"W X 18"D X 66"H (APPROXIMATE TIER SIZE 19"H)
FIVE TIER LF55 151866-00	15"W X 18"D X 66"H (APPROXIMATE TIER SIZE 11"H)

• Handle requires some assembly. F.O.B. California, Pennsylvania and Tennessee.

Last two digits of stock number designate color. Replace "00" with appropriate number. See page 38 for color options.



## Traditional Steel Lockers

Designed and manufactured to exacting standards, assuring uniform fit and finish. Heavy-duty 16 gauge door and welded frame for a solid, one-piece construction. Lapped rear corners, formed front offset, large flanges on tops, bottoms, shelves, accurately punched holes for a strong, rigid locker unit. Louvered ventilation doors for air circulation. Modern recessed handle on single and double tier lockers; strong steel hasp assembly on six-tier locker. Use as a stand-alone unit or link together for larger installations. Overall height is 78" including legs. Available in Industrial Gray and Tan powder coat finish. Specify color. F.O.B. Illinois only.

### ASSEMBLY REQUIRED

SINGLE TIER CL5051	12"W X 18"D X 78"H (APPROXIMATE TIER SIZE 72"H)
DOUBLE TIER CL5091	12"W X 18"D X 78"H (APPROXIMATE TIER SIZE 36"H)
SIX TIER CL5141	12"W X 18"D X 78"H (APPROXIMATE TIER SIZE 12"H)

### ASSEMBLED

SINGLE TIER CL5551	12"W X 18"D X 78"H (APPROXIMATE TIER SIZE 72"H)
DOUBLE TIER CL5591	12"W X 18"D X 78"H (APPROXIMATE TIER SIZE 36"H)
SIX TIER CL5641	12"W X 18"D X 78"H (APPROXIMATE TIER SIZE 12"H)

GY TN

F.O.B. Illinois only.

## SnapIt™ Lockers

### Full Length

KDCL7212/1	12"W X 18"D X 72"H	SINGLE WIDTH LOCKER	2 REMOVABLE SHELVES 1 FIXED SHELF
KDCL7236/3	36"W X 18"D X 72"H	TRIPLE WIDTH LOCKER	2 REMOVABLE SHELVES 1 FIXED SHELF

### Double Tier



KDCL7212/2	12"W X 18"D X 72"H	SINGLE WIDTH LOCKER	1 REMOVABLE SHELF 1 FIXED SHELF
KDCL7236/6	36"W X 18"D X 72"H	TRIPLE WIDTH LOCKER	1 REMOVABLE SHELF 1 FIXED SHELF

05 07 09

F.O.B. Illinois only.



# FEATURES



- Sandusky provides tapered round lock rods for sure fit closure.
- Each door also includes a welded full length door stiffener.
- Felt pads protect the painted surface and assure quiet closure.
- All Sandusky fixed shelves are interlocked within the side break and welded. This process significantly increases the strength of the unit and the shelves.
- Sandusky triple forms the sides from top to bottom which greatly increases the stability of the unit.
- Sandusky provides a user friendly adjustable shelf clip. Four shelf clips are positioned at the front and back edges of the shelves, relieving stress from the sides. Shelves adjust easily at 2" increments on cabinets, 1" on bookcases.
- Shelf weight capacity varies by shelf width. Weight should be evenly dispersed over entire shelf. Meets ANSI/BIFMA shelf standards.

ADJUSTABLE SHELF WIDTH	17"	*24"	*30"	36"	46"
SHELF CAPACITY	85 LB	120 LB	150 LB	180 LB/200 LB	230 LB
FIXED SHELF WIDTH	30"	36"	46"		
SHELF CAPACITY	125 LB	150 LB	230 LB		
* TRANSPORT 24", 30" WIDE HOLDS 180 LB					

- Adjustable leg levelers available on certain models.
- All adjustable shelves can be reversed to create a "tray effect" to contain rolling or shifting items. Shelves may also be slanted for a more practical way of viewing shelf contents by elevating the rear two shelf clips one notch.
- Raised bottom shelf is featured on the Elite, Classic Plus, Audio/Video, Computer, Transport, Bin Cabinets and Bookcase Series. This provides a second bottom shelf that can be positioned level to front lip, for ergonomic purposes, or positioned as an additional shelf. The flat bottom design also provides additional stability.
- **Caster and Mounting/Support Base Specifications for Sandusky Lee Transport® Cabinets, Audio Video Cabinets and Computer Cabinets**  
Casters mount to a 6" wide full depth heavy duty plate that bolts through the cabinet bottom into 1¼" angle iron that runs the width of the cabinet, front and back. All interior bolts and angle iron are concealed from view by a false bottom shelf. (U.S. Patent No. 5980008)

Swivel polypropylene casters. Overall caster height is 6", 2 have side brake locks, 5" wheel diameter, 1¼" wheel width.  
Heavy gauge steel support plate.

Full depth steel plate is 6" wide.  
90°, ½" full depth break for additional strength.

Heavy gauge 1¼" x 1¼" angle iron.

Fastening bolts with flat washers and locking nuts included.

# ACCESSORIES



## Side Handle For Transports

### Mobile Cabinet Side Handle (Optional)

Permits you to move your Transport Series Cabinet easily. Attaches to either side of a 24" deep cabinet to mount horizontally or attaches to 18" deep cabinet to mount vertically using bolts/nuts provided. Additional backer support plate attaches to the inside for maximum support. Holes must be drilled in cabinet to attach handle. Powder coat finish. Order to match your cabinet color.

TSH-00	23"W X 4½"D X 5"H
--------	-------------------



## Cabinet Dolly

### Make your cabinet mobile

Heavy duty, welded steel with four 3" swivel casters, two with brakes. Weight capacity 1000 lbs. Accommodates 36"W x 18"D or 36"W x 24"D (or smaller) cabinets. Fits Valueline, Classic Plus and Elite Models. (\*) Putty finish only.

DOIO 361800-07 PY	36"W X 18"D CABINETS
DOIO 361800-05 GY	36"W X 18"D CABINETS
DOIO 362400-07 PY*	36"W X 24"D CABINETS



## Chair Dolly

Supports 280 pounds, has four 2" swivel casters. Finished in Black.

DOIO 2323CH-09	22½"W X 22½"D X ¾"H
----------------	---------------------



## Wire Dividers

Snaps firmly into underside of each adjustable shelf. 12 dividers per box. Gray plated steel. Will fit in 18" deep storage cabinets and bookcases.

BWD18	FITS 18" DEEP UNITS
-------	---------------------



## Portable Bin

Convenient front and back easy grip handles. Label holder for identifying contents. Corner clips provided for stackable compact storage. Heavy-Duty, holds 100 lbs. Powder coated finish available in Black and Putty Finish.

CB 121311-07 PY	12"W X 13"D X 11½"H
CB 121311-09 BK	12"W X 13"D X 11½"H

## Power Strips

Available in 8 outlets with 10' cord.

PS-8	2"W X 2"D X 20"L
------	------------------

## Leg Levelers

Up to ¾" extension. Order with cabinet.



## Ventilation Fan

Optional 110 Volt Fan. Fits in pre-cut openings in designated cabinets.

UF12A	110V FAN
-------	----------

## Hasp

Include "H" after color code on model number. Order with cabinet.

HASP4.5	4½"L
---------	------



# FINISHES / PACKAGING

## COLORS AVAILABLE



\* 01-Red, 03-Burgundy, 06-Blue, 08-Forest Green, A8-Primary Green, A6-Navy Blue, EY-Yellow, 22-White, MG-Multi Granite and 22M-Anti-Microbial White Require an Upcharge - See Price List.

ACTUAL COLOR MAY VARY SLIGHTLY. YOU MAY CONTACT CUSTOMER SERVICE FOR A SAMPLE PAINT CHIP. NOT ALL PRODUCTS AVAILABLE IN ALL COLORS.

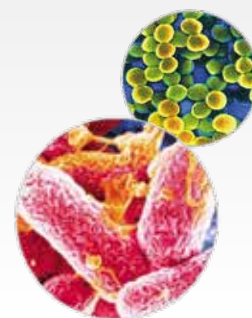
## ANTI-MICROBIAL

### What is Anti-Microbial Powder Coat Technology?

An advanced powder coat containing an additive that inhibits the growth of mold, mildew and bacterial odors.

### How does it work?

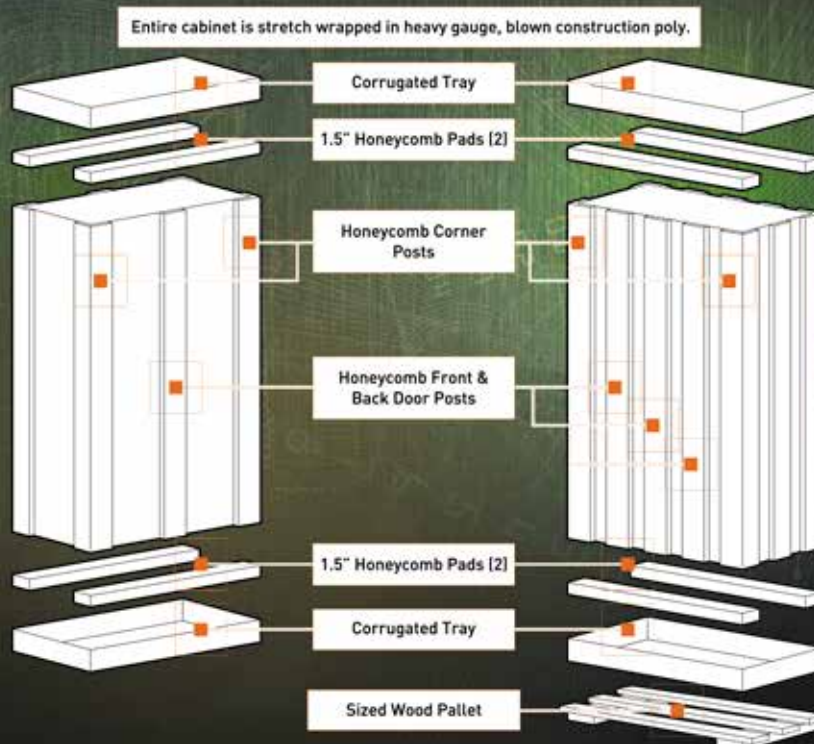
In the presence of moisture on the surface, the advanced powder coat releases positive silver ions to bind to the harmful negative microbe which then inhibits the effects of mold and mildew on painted surfaces. This product does not protect users or others against bacteria, viruses, germs or other disease organisms. Always clean these products thoroughly after each use.



## ISTA CERTIFIED PACKAGING

### HONEYCOMB FRAMEPAK

### HONEYCOMB DELUXE PACK



# Sandusky Cabinets, Lee Metal and Atlantic Metal have been major suppliers of Steel Storage Solutions for nearly 80 years.

Our recently combined companies provide a more diverse and broader product line focused on the office, commercial, industrial and educational markets. Our three strategically located shipping locations (California, Tennessee and Pennsylvania) deliver the lowest logistics costs and fastest delivery times in the industry while ensuring that your product is handled a minimal number of times in transit.

» We look forward to working with you and the opportunity to supply your storage needs.

## LOCATIONS



### SANDUSKY LEE WEST

P.O. Box 517  
Arvin, California 93203  
Phone: 661.854.5551  
1.800.336.0674  
FAX: 661.854.2003

### SANDUSKY LEE SOUTH

P.O. Box 125  
Millington, Tennessee 38083  
Phone: 901.872.0188  
1.800.264.3453  
FAX: 901.873.1239

### SANDUSKY LEE NORTH

Sales & Customer Service  
P.O. Box 1040  
Sandusky, Ohio 44870  
Phone: 419.626.5465  
1.800.336.0671  
FAX: 419.626.3308

### SANDUSKY LEE EAST

P.O. Box 6  
Littlestown, Pennsylvania 17340  
Phone: 717.359.4111  
1.800.233.7076  
FAX: 717.359.4414



[www.sanduskylee.com](http://www.sanduskylee.com)