



PROFICIENT[™]
Audio Systems
Product Catalog
September 2010



Whole



House Audio Without Wires.

The AirFlex wireless system is a palm-sized game changer that lets you install whole house audio systems without any of the hassle. The AirFlex Transmitter connects to almost every audio source and broadcasts audio content as a wireless RF signal to the AirFlex Receiver which can be placed anywhere you choose up to seventy feet away. With no disruption, no mess and no cables between rooms, you're now free to put speakers in two rooms of your home with no unsightly wires around baseboards, across the floor or, worst of all, through your walls. proficientaudio.com

Stand Out. Proficient.

7.1 RECEIVERS CINEMA SPEAKERS SUBWOOFERS

A New High In Sound Quality

For nearly a decade, dealers have relied on Proficient Audio for the best values in on-wall, in-wall, and in-ceiling speakers. This year, we're opening entirely new opportunities with our new G Series speaker line to help you with your retrofit jobs. The G Series looks good enough to go in practically any living room in the world. But there's more beneath the beautiful exterior.

Take the flagship GL6 LCR cinema speaker. It features super-stiff graphite cone woofers, which produce powerful bass and clean midrange with very low distortion. Our sweet-sounding silk dome tweeter blends perfectly with the graphite woofers. You'll be amazed when you hear the detail, imaging, and raw sonic force the GL6 can deliver.

Another top-end product in our new G Series is our GS10 subwoofer. Its 250-watt amplifier powers a potent 10-inch woofer. The G Series also includes a smaller format powered sub, small LCR, a soundbar, a couple of bookshelf speakers and mini 2.1 sub/sat system.

Also, our new AirFlex system will also open up new sales and marketing opportunities for you. The system has a wireless transmitter and 50-watt-per-channel receiver. Install multiroom systems, surrounds and subs without having to run wires through walls.

Combine the G Series, AirFlex wireless and our receivers, multiroom controllers, architectural speakers and subwoofers, and you can create single-brand Proficient sound systems for any space and any taste.



A handwritten signature in black ink that reads "Keith". The signature is written in a cursive, flowing style.

Keith Marshall
Proficient Audio Systems
Cell: 951.288.0945
keith@proficientaudio.com

Table of Contents

Category	Page
Proficient G Series.....	8
Proficient Wireless Audio.....	12
Cinema Receiver.....	13
Stereo Receiver.....	13
MRD iPod® Dock.....	16
Amplifiers.....	16
MultiRoom Receiver & Controller.....	18
Source Keypad & Docks.....	19
M4 & M6 Keypads.....	20
M4 & M6 Accessories.....	21
Subwoofers.....	22
Ceiling LCR Speakers.....	24
Inwall LCR Speakers.....	25
Onwall LCR Speakers.....	25
Ceiling Speakers.....	26
Inwall Speakers.....	28
Single Stereo Ceiling Speakers.....	29
Rock Speakers.....	30
70V Commercial Indoor / Outdoor Speakers.....	31
Single Stereo TT Indoor / Outdoor Speakers.....	31
Indoor / Outdoor Stereo Speakers.....	32
Bookshelf Speakers.....	33
Center Channel Speakers.....	33
Infrared Kits.....	34
Infrared Components.....	36
Speaker Selectors.....	38
Volume Controls.....	39
Speaker Brackets.....	40
Back Boxes.....	42
Speaker Cover Plates.....	43



Get Black To Basics.

There are few things in life that appeal to us more than a timeless design. The Proficient G Series utilizes highly advanced and newly designed graphite woofers; greatly refined silk dome tweeters and a cabinet covered with a gorgeous black lacquer that echoes a centuries-old technique of fine furniture finishing. The G Series also makes installation cleaner and more integrated than ever, so it's not just your best design choice for today but for many remodels down the road too. It's clear that the new G Series is not just another home theater speaker, it's a design whose time has arrived. proficientaudio.com

Stand Out. Proficient.

proficient g series



Shipping
TBA

GS10 10" Subwoofer

U/M
Each

Powered subwoofer with 10" long excursion treated paper cone woofer and 250 watt multi-voltage amplifier. Rear-firing port eliminates vent noise and distortion. Gloss black finish & brushed aluminum feet.

- Power: 250 Watts RMS
- Frequency Response: 32Hz - 200Hz
- Input: Left & Right Line Level, LFE
- Phase Switch: 0 - 180°
- Protection: Overload Limiter Circuit
- Power On/Off: Auto Sensing
- Rear Port
- Dimensions (H x W x D): 13" x 13" x 13"



Shipping
TBA

GS2.1 6½" Subwoofer

U/M
Each

Powered subwoofer with 6½" long excursion treated paper cone woofer and 120 watt multi-voltage amplifier. Built-in 50 watt x 2 channel amplifier to power satellite speakers. Rear-firing port eliminates vent noise and distortion. Gloss black finish & brushed aluminum feet.

- Sub Power: 120 Watts RMS
- Satellite Power: 50 Watts x 2 Channels
- Frequency Response: 45Hz - 200Hz
- Input: Left & Right Line Level, LFE
- Phase Switch: 0 - 180°
- Protection: Overload Protection Circuit
- Power On/Off: Auto Sensing
- Dimensions (H x W x D): 9" x 9" x 9"

GSB SoundBar

U/M
Each

Passive soundbar for use with plasma and LCD flat panel video displays. Features three 4" woofers, three 1" tweeters and 100 watt power handling. Gloss black finish.

- Power Handling: 100 Watts
- Frequency Response: 80Hz - 20kHz
- Impedance: 8Ω
- Sensitivity: 90dB 1W/1m
- Surface and Wall Mount Brackets Included
- Dimensions (H x W x D): 6" x 36" x 3½"



Shipping
TBA



Shipping
TBA

GS2.1 System

U/M
Each

Complete 2.1 system includes the GS2.1 Subwoofer and GB3 Mini Monitors.

proficient g series



Shipping
TBA

GL6 Dual 6 1/2" LCR Speaker

U/M
Each

One bookshelf LCR speaker with two 6 1/2" graphite woofers, 1" silk dome tweeter and 150 watt power handling. Gloss black finish.

- Power Handling: 150 Watts
- Frequency Response: 50Hz - 20kHz
- Impedance: 8Ω
- Sensitivity: 90dB 1W/1m
- Bookshelf Design
- Dimensions (H x W x D): 8" x 24" x 10"

GL4 Dual 4" LCR Speaker

U/M
Each



One bookshelf LCR speaker with two 4" graphite woofers, 1" silk dome tweeter and 80 watt power handling. Gloss black finish.

- Power Handling: 80 Watts
- Frequency Response: 80Hz - 20kHz
- Impedance: 8Ω
- Sensitivity: 90dB 1W/1m
- Bookshelf Design
- Dimensions (H x W x D): 5 1/2" x 18 1/2" x 6"

Shipping
TBA



Shipping
TBA

GB5 5 1/4" Bookshelf Speakers

U/M
Pair

One pair of 2-way bookshelf loudspeakers with 5 1/4" graphite woofers, 1" silk dome tweeters and 75 watt power handling. Gloss black finish.

- Power Handling: 75 Watts
- Frequency Response: 80Hz - 20kHz
- Impedance: 8Ω
- Sensitivity: 90dB 1W/1m
- Bookshelf Design
- Dimensions (H x W x D): 10" x 7 13/16" x 9"

GB4 4" Bookshelf Speakers

U/M
Pair



One pair of 2-way bookshelf loudspeakers with 4" graphite woofers, 1" silk dome tweeters and 60 watt power handling. Gloss black finish.

- Power Handling: 60 Watts
- Frequency Response: 100Hz - 20kHz
- Impedance: 8Ω
- Sensitivity: 90dB 1W/1m
- Bookshelf Design
- Dimensions (H x W x D): 8 1/2" x 6 1/2" x 7"

Shipping
TBA



Shipping
TBA

GB3 3" Mini Monitors

U/M
Pair

One pair of 2-way loudspeakers with 3" graphite woofers, 3/4" silk dome tweeters and 50 watt power handling. Gloss black finish.

- Power Handling: 50 Watts
- Frequency Response: 120Hz - 20kHz
- Impedance: 8Ω
- Sensitivity: 90dB 1W/1m
- Compact Design
- Dimensions (H x W x D): 7 1/16" x 5 5/16" x 4 3/4"



Bass That Rocks The Place.

The true test of a really good subwoofer design is the performance of its components. Its woofer and motor structure, amplifier, crossover network and cabinet, each performing in harmony to achieve the best possible sound. It's with this in mind that Proficient developed the GS10 and GS2.1 subs. With hand-matched components, designed and built to work optimally together. Take their high-current amplifier with built-in limiter circuitry. With more headroom and better dynamic range, it will deliver the highest level bass performance without overdriving the amp. The quality is evident, just what you would expect from Proficient. proficientaudio.com

Stand Out. Proficient.

Proficient Wireless Audio



AirFlex System **NEW!**

U/M
Each

The Proficient AirFlex wireless system is a plug-and-play retrofit solution that transmits interference-free stereo and includes two built-in 50 watt amps to power surround speakers or speakers in another room. Connect an iPod®, computer or game console and drive a pair of speakers, or use the AirFlex's line-level output to run a powered sub.

Home Theater

- Use for rear surround system speakers
- Run wireless audio signal to powered sub

Whole House

- Power Zone 2 from the M80 line level out
- Will run an additional Receiver - run two rooms of music up to 70' away
- Remote selects whole house or local source

Front Panel Hookup

- Run iPod or MP3 player thru AirFlex System
- Aux Input for iPod + MP3 – Run Receiver only

2nd TV Room

- Hide receiver behind flat panel TV – run F400 Onwall Speakers from the Receiver
- Hide transmitter behind flat panel TV and broadcast to powered subwoofer

Home Office

- Hook laptop up to AirFlex System
- Or, hook laptop to Receiver only

Game Console

- Hook console to AirFlex System or to AirFlex Receiver only



AirFlex Receiver **NEW!**

U/M
Each

This AirFlex Receiver can be an add-on accessory to the AirFlex Wireless System or it can be a standalone product when used as a stereo amplifier. The AirFlex Receiver has a solid built-in 50 Watts per channel amplifier that will make any audio source sound great when driven through appropriately rated 8Ω speakers.

Front Panel Audio Hookup

- The 50 watt x 2 channel amp pumps up the sound from any analog audio source (such as iPod, CD Player, MP3 Player)

2nd TV Room

- Kick up the sound from any TV — use the receiver to power in-wall, on-wall, in-ceiling or bookshelf speakers
- Low-profile AirFlex Receiver design easily hides behind the TV

Home Office

- Connect the receiver with a set of speakers to get powerful sound from any computer

Gaming Console

- Use the AirFlex's 100 watts of power for an enhanced gaming experience

Max Out The AirFlex System*

- Add this receiver to an AirFlex System to deliver music into another room

* Complete AirFlex System sold separately and supports one additional AirFlex Receiver for a total of two rooms

130W x 7 Channel Cinema Receiver



M80

U/M
Each

This is the receiver you want for your best home theaters and media rooms. The M80 includes DTS-HD Master Audio and Dolby True HD, delivering the best possible sound and video from Blu-ray discs. Thanks to its HDMI capability, the M80 up-converts to 1080P so your 480i discs look and sound great. The M80's amplifiers are rated at 130 watts x 7 channels into 8Ω, making it powerful enough for the most demanding of home theater systems. Want more power? A full set of preamp outputs makes it easy to bump up the power by adding external amplifiers.

- Premium Cast Aluminum Faceplate
- Video Inputs – (4) HDMI, (3) Component, (5) S-Video, (5) Composite
- Faroudja DCDi Cinema Up-Conversion to 1080p HDMI
- Optional iPod® Dock with 9 Line Metadata On Screen Display
- SmartEQ™ – Auto Room Setup with Mic
- Zone 2 – (2) Line Out and Amplified Out (in 5.1 Mode)
- Dolby TrueHD, Dolby Digital Plus, Dolby Pro Logic IIx, Dolby Digital EX
- DTS-HD Master Audio, DTS-ES 6.1 Discrete, DTS-ES 6.1 Matrix
- Digital Audio Inputs – (3) Optical, (2) Coaxial
- Pre-Amp Outputs & Multi-Channel Audio Inputs
- Full Function Remote
- On Screen Menu Display
- XM® Radio Ready
- Dimensions (H x W x D): 6½" x 17⅞" x 14¾"
- Weight: 31 lbs

80W x 2 Channel Stereo Receiver



M40

U/M
Each

The M40 combines the best of styling and performance in a full-featured, high performance stereo receiver. The M40's 80 watt per channel high-current audio amplifier design makes it an ideal solution for a four room sound system. Just add Proficient VC60IR impedance-balancing volume controls. It's for these applications that we designed the M40. The M40 features convenient connection and switching for up to seven components. There are three stereo audio inputs, four audio/video inputs and two full range sub outputs. A set of Front Panel A/V connections provide convenient connection for "guest devices" such as Video Game Consoles, MP3 Players or cameras that might not always be connected to the system.

- Use four VC60IR's and four pair of speakers to create a whole-house system
- Premium Cast Aluminum Faceplate
- High-Current Amplifier Design
- 80 Watts Per Channel Into 8Ω
- AM/FM Tuner with 30 Station Presets
- Preamp Out / Power Amp Input
- Two Full Range Subwoofer Outputs
- Composite Video Switching
- Front-Panel A/V Input
- Phono Input
- Full Function Remote
- Dimensions (H x W x D): 6½" x 17⅞" x 14¾"
- Weight: 22⅔ lbs



Overkill



May Be An Understatement.

It's been said that great things are a result of an equally great commitment. One look at Proficient's portfolio of home theater products is a perfect case-in-point. With a wide selection of innovative, premium single-brand systems and components second to none. And doing business with Proficient comes with one thing that no other brand can offer—a level of dealer support that's our continuing commitment to your success too. proficientaudio.com

Stand Out. Proficient.

7.1 RECEIVERS CINEMA SPEAKERS SUBWOOFERS

iPod® Dock for 7.1 Cinema Receivers



MRD Shipping
TBA

U/M
Each

Dock for interfacing most iPod® music players with Proficient home theater receivers. Browse and select album/artist/song/playlists stored on the iPod using the receiver's remote control. Also charges the iPod and allows USB connection to computer for syncing with iTunes.

- Designed for Proficient 7.1 Cinema Receivers
- USB Port for Syncing iPod to Computer
- Compatible with Most iPod® Models
- Includes Mini to Mini Data / Control Cable
- Includes Mini Stereo to RCA Audio Cable
- Includes Power Supply

Mono Amp / Crossover Network




M3

U/M
Each

180 watt high-current mono amp with built-in crossover network. Crossover features adjustments for subwoofer fine-tuning to individual room acoustics. Includes bolt-on rack ears. **Designed for use with the IWS10 inwall subwoofer (Page 23).**

- Premium Cast Aluminum Faceplate
- Power: 180 Watts Single Channel
- Variable Low Pass Crossover 35Hz - 150Hz
- LFE Input
- Pass Through Output
- Phase switch
- Remote Power-On Switching via Signal Sensing
- Includes Bolt-On Rack Ears
- Dimensions (H x W x D): 4" x 17 $\frac{1}{8}$ " x 12 $\frac{5}{8}$ "
- Weight: 18 lbs

35W x 8 Channel Power Amp



M8

U/M
Each

35 watts x 8 channel power amplifier produces superior speaker performance, with tight bass response and unparalleled transient response. Features remote power on via signal sensing or voltage trigger. Includes bolt-on rack ears.

- Premium Cast Aluminum Faceplate
- Power: 35 Watts per Channel @ 0.05% THD \pm 3dB
- Independent Level Controls on Each Channel
- 4 Position Source Selection Switch on Each Channel
- Odd-Even Pairs are Bridgeable for Higher Power
- Remote Power-On via Signal Switching or 3-30V Trigger
- Separate Protection Circuitry for Each Channel Pair
- 12V Trigger Output
- Bus Loop Output for Daisy Chaining Additional Amps
- 5-Way Binding Posts
- Includes Bolt-On Rack Ears
- Dimensions (H x W x D): 5 $\frac{1}{16}$ " x 17 $\frac{1}{8}$ " x 15 $\frac{1}{2}$ "
- Weight: 30 lbs

125W x 2 Channel Power Amp



M2

U/M
Each

125 watts x 2 channel high-current stereo power amplifier produces superior speaker performance, with tight bass response and unparalleled transient response. Features remote power on via signal sensing or voltage trigger. Includes bolt-on rack ears.

- Premium Cast Aluminum Faceplate
- Power: 125 Watts per Channel @ 0.05% THD \pm 3dB
- Amplifier Stable to 2 Ω
- High-Current Discrete Amplifier Design
- Auto Sensing Power On / Off
- Stereo Line Level Input
- Individual Input Level Adjustments
- Pass Through Line Level Outputs
- 5-Way Binding Posts
- Includes Bolt-On Rack Ears
- Dimensions (H x W x D): 5 $\frac{1}{16}$ " x 17 $\frac{1}{8}$ " x 15 $\frac{1}{2}$ "
- Weight: 30 lbs

MultiRoom Receiver



M6

U/M
Each

Distributed audio receiver that plays right out of the box. Runs six zones, has dual tuners built-in and will accommodate six source components. Has 12 channels of digital amplification with 30 watts per channel. Includes six PMKIR single-gang keypads with built-in IR receiver and six IR Single Flashers. Keypads feature installer-configurable buttons. Both AM/FM tuners have 10 presets per zone. Program the M6 via Proficient Editor software. Includes bolt-on rack ears. Expandable to 24 zones and eight sources.

- Premium Cast Aluminum Faceplate
- Six Zone Audio Receiver
- Six source inputs + 2 AM/FM Tuners
- Power: 30 Watts x 12 Channels
- Telephone Paging & Doorbell Mute
- All Digital Amplification
- Includes Six PMKIR Master Keypads w/IR
- Includes Six IR Single Flashers & Bolt-On Rack Ears
- Includes Programming Cable
- Programmable via Proficient Editor software
- Dimensions (H x W x D): 5¹³/₁₆" x 17¹/₈" x 15¹/₂"
- Weight: 26 lbs

MultiRoom Controller



M4

U/M
Each

Distributed audio controller. Hook it up and it immediately runs without any programming. Plays 4 zones and 6 component sources. Features 8 channels of digital amplification with 30 watts per channel. Includes four PMKIR single-gang keypads with built-in IR receiver and six IR Single Flashers. Keypads have installer-configurable buttons. Program the M4 via Proficient Editor software. Includes bolt-on rack ears. Expandable to 16 zones and 6 sources.

- Premium Cast Aluminum Faceplate
- Four zone audio controller
- Six Source Inputs
- Power: 30 Watts x 8 Channels
- Telephone Paging & Doorbell Mute
- All Digital Amplification
- Includes Four PMKIR Master Keypads w/IR
- Includes Six IR Single Flashers & Bolt-On Rack Ears
- Includes Programming Cable
- Programmable via Proficient Editor software
- Dimensions (H x W x D): 5¹³/₁₆" x 17¹/₈" x 15¹/₂"
- Weight: 20 lbs

Source Keypads & Docks



The Source Keypad wht | blk

U/M
Each

Designed specifically for Proficient M4 & M6, The Source Keypad creates the ultimate media control experience by providing real-time system status, menu-driven control options, and source metadata with its high-resolution color LCD. Menu options include system source selection, internal tuner presets with frequency (when used with M6), iPod® menus and metadata as well as a variety of keypad setup options. **Order in white or black.**

- High-Res, 64K Color (16 Bit) LCD Display
- Menu, Source Component & Metadata Display
- Fully Retrofit Compatible with PMKIR Installations
- Easy Navigation Scroll Wheel
- Volume Control Knob w/Back-Lit Level Indicator
- 7 Back-Lit, Configurable 'Hard Keys'
- Built-In IR Receiver
- Fits Most Dual Gang Electrical Boxes
- White Version Includes White bezel
- Black Version Includes Black, Bone & Almond Bezels



The Source Dock wht | blk

U/M
Each

The Source Dock and The Source Dock Adapter provide an enhanced interface when used in conjunction with The Source Keypad and M4 or M6. Universal style dock is compatible with most iPod® models. Also charges the iPod and allows USB connection to computer for syncing with iTunes. The Source Dock and The Source Dock Adapter ship together in one convenient package (every Source Dock requires a Source Dock Adapter). Linking Dock Adapters allow up to Six Source Docks per system. **Order in white or black.**

- Converts iPod Audio into a Balanced Audio Signal
- Converts iPod Serial Data to RS485 Data
- RJ45 Jack for CAT5 Connection to Dock Adapter
- USB Port for Syncing iPod to Computer
- Auxillary Audio Input
- Designed Specifically for Proficient M4 & M6
- Includes (1) iPod-Compatible Source Dock
- Includes (1) Source Dock Adapter
- Includes (1) Stereo Mini to RCA Audio Cable
- Requires The Source Power Supply



The Source Power Supply

U/M
Each

24V DC 2.5 Amp Power Supply for the Source Dock. Supports up to six Dock Adapters.

M4 & M6 Keypads

PMKIR

Single-gang Master keypad with built-in IR receiver. All buttons are removable and configurable. Includes extra buttons to customize any job. **MUST be connected to a Proficient M4 or M6.**

- Single-Gang Keypad
- Built-In IR Receiver
- 8 Source Select Buttons
- 7 Source Buttons Can Be Programmed For Function Control (One Of The 8 Must Be For Source Selection)
- 4 Additional Buttons Can Be Programmed For Any Function Excluding Source Selection
- Includes Extra Buttons for Custom Configuration
- Includes White, Bone and Almond Plates & Inserts

U/M
Each



PMK

Single-gang Master keypad. All buttons are removable and configurable. Includes extra buttons to customize any job. **MUST be connected to a Proficient M4 or M6.**

- Single-Gang Keypad
- 8 Source Select Buttons
- 7 Source Buttons Can Be Programmed For Function Control (One Of The 8 Must Be For Source Selection)
- 5 Additional Buttons Can Be Programmed For Any Function Excluding Source Selection
- Includes Extra Buttons For Custom Configuration
- Includes White, Bone and Almond Plates & Inserts

U/M
Each

PFK

Function keypad **must be connected to a PMKIR or PMK Master keypad.** Features 14 custom configurable buttons. Includes extra buttons with text and icons to customize any job.

- 14 Configurable Buttons
- Includes Ribbon Cable for Connection to PMKIR or PMK Master Keypads
- Includes Extra Buttons for Custom Configuration
- Includes White, Bone and Almond Inserts

U/M
Each



Shown with Optional Wall Plate (Not Included)



Shown with Optional Wall Plate (Not Included)

PNK

Numeric keypad **must be connected to a PMKIR or PMK Master keypad.** Features 16 custom configurable buttons: 10 numeric and 6 function. Includes extra buttons with text and icons to customize any job.

- 16 Configurable Buttons
- Includes Ribbon Cable for Connection to PMKIR or PMK Master Keypads
- Includes Extra Buttons for Custom Configuration
- Includes White, Bone and Almond Inserts

U/M
Each

M4 & M6 Accessories



Speaker Mute Relay

U/M
Each

The Speaker Mute Relay allows local speaker muting when one zone spans more than one room (i.e. Master Bedroom and Master Bath as one zone).

- Must be connected to a PMKIR, PMK or The Source Keypad
- Handles Up to 100 Watts Per Channel

Command Interface

U/M
Each

Contains everything you need to connect and program an M4 or M6 from your laptop. Includes the following components:

- (1) Command Interface
- (1) 6' DB9 to Quad 3.5mm Plug Transfer Cable
- (1) USB to DB9 adapter cable
- (1) Power Supply



Control Module

U/M
Each

This Proficient Control Module is specifically programmed to interface Proficient M4 or M6 and Third-Party Control Platforms. The RS232 Data I/O connects directly to the Third-Party Control Hardware, and the Expansion Port connects to M4 or M6 via CAT5 cable.


- Communication Interface for M4 & M6
- Connects via Cat5 to M4 or M6 Expansion Port
- Expansion Port RS232 Buffer for External Control
- RS232 9-Pin Male Data I/O

RJA-1.1 Adapter

U/M
Six

For use when RJ-45 terminated connection is preferred to bare wire connection to Proficient Master Keypads. Connects data, power and IR signals between the keypad and the M4 or M6.

- Package Contains 6 Adapters



CATY Adapter

U/M
Two

Facilitates connection of multiple Master Keypads to a single zone, on M4 and M6. This 'Y' adapter can be located at the zone connection on the receiver, or at a keypad location within the zone. Requires the use of a RJA-1.1 Adapter if located at the keypad.

- Package Contains 2 Adapters

PS Series Subs

PS12

One subwoofer with 12" long excursion treated paper cone woofer and 250 watt multi-voltage amplifier. Slotted rear-firing port eliminates vent noise and distortion. Black wood grain finish & aluminum feet.

- Power: 250 Watts RMS
- Frequency Response: 28Hz - 200Hz
- Input: Left & Right Line Level, LFE
- Phase Switch: 0 - 180°
- Protection: Overload Protection Circuit
- Power On/Off: Auto Sensing
- Port: Rear Slotted
- Dimensions (H x W x D): 18¼" x 14¼" x 17¼"

U/M
Each



PS10

One subwoofer with 10" long excursion treated paper cone woofer and 120 watt multi-voltage amplifier. Slotted rear-firing port eliminates vent noise and distortion. Black wood grain finish & aluminum feet.

- Power: 120 Watts RMS
- Frequency Response: 32Hz - 200Hz
- Input: Left & Right Line Level, LFE
- Phase Switch: 0 - 180°
- Protection: Overload Protection Circuit
- Power On/Off: Auto Sensing
- Port: Rear Slotted
- Dimensions (H x W x D): 15½" x 11½" x 17½"

U/M
Each

PS8

One subwoofer with 8" long excursion treated paper cone woofer and 80 watt multi-voltage amplifier. Slotted rear-firing port eliminates vent noise and distortion. Black wood grain finish & aluminum feet.

- Power: 80 Watts RMS
- Frequency Response: 45Hz - 200Hz
- Input: Left & Right Line Level, LFE
- Phase Switch: 0 - 180°
- Protection: Overload Protection Circuit
- Power On/Off: Auto Sensing
- Port: Rear Slotted
- Dimensions (H x W x D): 12¾" x 9¾" x 16"

U/M
Each



Inwall Sub System



IWS10

U/M
Each

One inwall passive subwoofer with a 10" long excursion treated paper cone woofer and inverted neodymium magnet structure with a power handling capacity of 250 watts. For new construction, use the BB-IWS10 MDF back box.

- Power Handling: 250 watts
- Frequency Response: 36Hz - 150Hz
- Baffle Dimensions (H x W): 13 $\frac{5}{8}$ " x 13 $\frac{5}{8}$ "
- Wall Cut Out (H x W): 12 $\frac{1}{16}$ " x 12 $\frac{1}{16}$ "



M3

U/M
Each

180 watt high-current mono amp with built-in crossover network. Crossover features adjustments for subwoofer fine-tuning to individual room acoustics. Includes bolt-on rack ears.

- Premium Cast Aluminum Faceplate
- Power: 180 Watts Single Channel
- Variable Low Pass Crossover 35Hz - 150Hz
- LFE Input
- Pass Through Output
- Phase Switch
- Remote Power-On Switching via Signal Sensing
- Includes Bolt-On Rack Ears
- Dimensions (H x W x D): 4" x 17 $\frac{1}{8}$ " x 12 $\frac{5}{8}$ "
- Weight: 18 lbs



BB-IWS10

U/M
Each

Medium Density Fiberboard (MDF) back box for the IWS10 sub, designed to fit any standard 16" stud bay. Cuts down on translational energy vibration between adjacent walls. The IWS10 sub is tuned to the BB-IWS10 back box.

- Dimensions (H x W x D): 42 $\frac{3}{4}$ " x 14 $\frac{3}{8}$ " x 3 $\frac{1}{4}$ "

Ceiling LCR Speakers

C1030

One LCR ceiling speaker with woofer and midrange/tweeter bridge fixed at a 15° angle. 10" Kevlar® woofer, 3" pivoting Kevlar® midrange, 1" pivoting aluminum dome tweeter, ±3dB midrange & treble contour switches and 200 watt power handling. The PCB-C1000 bracket is designed for new construction and retrofit installations. PCB-C1000 is required and included with each C1030, as well as available separately.

- Power Handling: 200 Watts
- Frequency Response: 40Hz - 22kHz
- Impedance: 4Ω
- Sensitivity: 92dB 1W/1m
- Diameter x Depth: 13³/₈" x 7⁵/₈"
- Ceiling Cut Out: 11⁷/₈"

U/M
Each



C870

One LCR ceiling speaker with woofer and tweeter bridge fixed at a 15° angle. 8" Kevlar® woofer and 1" pivoting aluminum dome tweeter, ±3dB bass & treble contour switches and 175 watt power handling.

- Power Handling: 175 Watts
- Frequency Response: 28Hz - 22kHz
- Impedance: 8Ω
- Sensitivity: 92dB 1W/1m
- Diameter x Depth: 11¹/₈" x 5⁷/₈"
- Ceiling Cut Out: 9⁷/₈"

U/M
Each

C840

Shipping
Q4 2010

One LCR ceiling speaker with woofer and tweeter bridge fixed at a 15° angle. 8" graphite woofer and 1" pivoting silk dome tweeter, ±3dB bass & treble contour switches and 150 watt power handling.

- Power Handling: 150 Watts
- Frequency Response: 40Hz - 22kHz
- Impedance: 8Ω
- Sensitivity: 92dB 1W/1m
- Diameter x Depth: 11¹/₈" x 5⁷/₈"
- Ceiling Cut Out: 9⁷/₈"

U/M
Each



C660

One LCR ceiling speaker with woofer and tweeter bridge fixed at a 15° angle. 6¹/₂" graphite woofer and 1" pivoting aluminum dome tweeter and 125 watt power handling.

- Power Handling: 125 Watts
- Frequency Response: 36Hz - 22kHz
- Impedance: 8Ω
- Sensitivity: 92dB 1W/1m
- Diameter x Depth: 9¹/₄" x 4⁹/₁₆"
- Ceiling Cut Out: 8¹/₄"

U/M
Each

C655

NEW!

One LCR ceiling speaker with woofer and tweeter bridge fixed at a 15° angle. 6¹/₂" graphite woofer and 1" pivoting silk dome tweeter and 100 watt power handling.

- Power Handling: 100 Watts
- Frequency Response: 45Hz - 20kHz
- Impedance: 8Ω
- Sensitivity: 91dB 1W/1m
- Diameter x Depth: 9¹/₄" x 5"
- Ceiling Cut Out: 8¹/₄"

U/M
Each



C650

One LCR ceiling speaker with woofer and tweeter bridge fixed at a 15° angle. 6¹/₂" polypropylene woofer and 1" pivoting silk dome tweeter and 100 watt power handling.

- Power Handling: 100 Watts
- Frequency Response: 45Hz - 20kHz
- Impedance: 8Ω
- Sensitivity: 91dB 1W/1m
- Diameter x Depth: 9¹/₄" x 4⁹/₁₆"
- Ceiling Cut Out: 8¹/₄"

U/M
Each

Inwall LCR Speakers



IW650

U/M
Each

One inwall LCR speaker with two 6½" Kevlar® woofers, 1" pivoting aluminum dome tweeter, ±3dB bass & treble contour switches and 150 watt power handling. Fits horizontally between 16" on-center wall studs.

- Power Handling: 150 Watts
- Frequency Response: 50Hz - 20kHz
- Impedance: 8Ω
- Sensitivity: 90dB 1W/1m
- Dimensions (H x W x D): 9" x 16½" x 3"
- Wall Cut Out (H x W): 7½" x 14½"

IW625

U/M
Each

One inwall LCR speaker with two 6½" graphite woofers, 1" pivoting soft dome tweeter, ±3dB bass & treble contour switches and 125 watt power handling. Fits horizontally between 16" on-center wall studs.

- Power Handling: 125 Watts
- Frequency Response: 55Hz - 20kHz
- Impedance: 8Ω
- Sensitivity: 90dB 1W/1m
- Dimensions (H x W x D): 9" x 16½" x 3"
- Wall Cut Out (H x W): 7½" x 14½"



IW550

U/M
Each

One inwall LCR speaker with two 5¼" Kevlar® woofers, 1" pivoting aluminum dome tweeter, ±3dB bass & treble contour switches and 125 watt power handling.

- Power Handling: 125 Watts
- Frequency Response: 60Hz - 20kHz
- Impedance: 8Ω
- Sensitivity: 88dB 1W/1m
- Dimensions (H x W x D): 8" x 15½" x 3¼"
- Wall Cut Out (H x W): 6¾" x 14½"

IW525

U/M
Each

One inwall LCR speaker with two 5¼" graphite woofers, 1" pivoting aluminum dome tweeter, ±3dB bass & treble contour switches and 100 watt power handling.

- Power Handling: 100 Watts
- Frequency Response: 65Hz - 20kHz
- Impedance: 8Ω
- Sensitivity: 88dB 1W/1m
- Dimensions (H x W x D): 8" x 15½" x 3¼"
- Wall Cut Out (H x W): 6¾" x 14½"



Onwall LCR Speakers



F400gb | blk

U/M
Each

One onwall LCR for use with plasma and LCD flat panel video displays. Features dual 4" injection molded polypropylene woofers and 1" pivoting aluminum dome tweeter, with ±3dB bass & treble contour switches and 100 watt power handling. **Order in gloss black or black.**

- Power Handling: 100 Watts
- Frequency Response: 62Hz - 20kHz
- Impedance: 4Ω
- Sensitivity: 86dB 1W/1m
- Surface Mount Bracket Included
- Dimensions (H x W x D): 24" x 7½" x 4"

Ceiling Speakers



C850

U/M
Pair

One pair of ceiling speakers with 8" Kevlar® woofers, cast magnesium woofer baskets, 1" pivoting aluminum dome tweeters, ±3dB bass & treble contour switches and 175 watt power handling.

- Power Handling: 175 Watts
- Frequency Response: 28Hz - 22kHz
- Impedance: 8Ω
- Sensitivity: 92dB 1W/1m
- Diameter x Depth: 11¹/₈" x 4¹/₄"
- Ceiling Cut Out: 9⁷/₈"

C800

U/M
Pair

One pair of ceiling speakers with 8" graphite woofers, 1" pivoting aluminum dome tweeters, +3dB bass & treble contour switches and 150 watt power handling.

- Power Handling: 150 Watts
- Frequency Response: 28Hz - 22kHz
- Impedance: 8Ω
- Sensitivity: 92dB 1W/1m
- Diameter x Depth: 11¹/₈" x 4¹/₄"
- Ceiling Cut Out: 9⁷/₈"



C790

U/M
Pair

One pair of ceiling speakers with 8" polypropylene woofers, 1" pivoting soft dome tweeters and 125 watt power handling.

- Power Handling: 125 Watts
- Frequency Response: 36Hz - 20kHz
- Impedance: 8Ω
- Sensitivity: 92dB 1W/1m
- Diameter x Depth: 11¹/₈" x 4¹/₄"
- Ceiling Cut Out: 9⁷/₈"

C645

U/M
Pair

One pair of ceiling speakers with 6¹/₂" Kevlar® woofers, cast magnesium woofer baskets, 1" pivoting aluminum dome tweeters, +3dB bass & treble contour switches and 150 watt power handling.

- Power Handling: 150 Watts
- Frequency Response: 32Hz - 22kHz
- Impedance: 8Ω
- Sensitivity: 92dB 1W/1m
- Diameter x Depth: 9¹/₄" x 3⁵/₈"
- Ceiling Cut Out: 8¹/₄"



C640

U/M
Pair

One pair of ceiling speakers with 6¹/₂" graphite woofers, 1" pivoting aluminum dome tweeters, +3dB bass & treble contour switches and 125 watt power handling.

- Power Handling: 125 Watts
- Frequency Response: 32Hz - 22kHz
- Impedance: 8Ω
- Sensitivity: 92dB 1W/1m
- Diameter x Depth: 9¹/₄" x 3⁵/₈"
- Ceiling Cut Out: 8¹/₄"

Ceiling Speakers



C625 **NEW!**

U/M
Pair

One pair of ceiling speakers with 6½" graphite woofers, 1" pivoting silk dome tweeters and 100 watt power handling.

- Power Handling: 100 Watts
- Frequency Response: 45Hz - 20kHz
- Impedance: 8Ω
- Sensitivity: 91dB 1W/1m
- Diameter x Depth: 9¼" x 4"
- Ceiling Cut Out: 8¼"

C620

One pair of ceiling speakers with 6½" polypropylene woofers, 1" pivoting silk dome tweeters and 100 watt power handling.

- Power Handling: 100 Watts
- Frequency Response: 45Hz - 20kHz
- Impedance: 8Ω
- Sensitivity: 91dB 1W/1m
- Diameter x Depth: 9¼" x 3⅝"
- Ceiling Cut Out: 8¼"

U/M
Pair



C610

U/M
Pair

One pair of ceiling speakers with 6½" polypropylene woofers, 1" pivoting soft dome tweeters and 85 watt power handling.

- Power Handling: 85 Watts
- Frequency Response: 45Hz - 20kHz
- Impedance: 8Ω
- Sensitivity: 91dB 1W/1m
- Diameter x Depth: 9¼" x 3⅝"
- Ceiling Cut Out: 8¼"

C605

One pair of ceiling speakers with 6½" polypropylene woofers, ¾" soft dome tweeters and 75 watt power handling.

- Power Handling: 75 Watts
- Frequency Response: 45Hz - 20kHz
- Impedance: 8Ω
- Sensitivity: 90dB 1W/1m
- Diameter x Depth: 9¼" x 3⅝"
- Ceiling Cut Out: 8¼"

U/M
Pair



C500

U/M
Pair

One pair of ceiling speakers with 5¼" polypropylene woofers, ½" pivoting polyamide hard dome tweeters and 75 watt power handling.

- Power Handling: 75 Watts
- Frequency Response: 40Hz - 20kHz
- Impedance: 8Ω
- Sensitivity: 90dB 1W/1m
- Diameter x Depth: 7¾" x 3¼"
- Ceiling Cut Out: 6⅞"

Inwall Speakers

W850

One pair of inwall speakers with 8" Kevlar® woofers, cast magnesium woofer baskets, 1" pivoting aluminum dome tweeters, ±3dB bass & treble contour switches and 175 watt power handling.

- Power Handling: 175 Watts
- Frequency Response: 28Hz - 22kHz
- Impedance: 8Ω
- Sensitivity: 92dB 1W/1m
- Dimensions (H x W x D): 14⁷/₈" x 10¹/₈" x 3³/₄"
- Wall Cut Out (H x W): 13⁵/₈" x 8³/₄"

U/M
Pair



W800

One pair of inwall speakers with 8" graphite woofers, 1" pivoting aluminum dome tweeters, +3dB bass & treble contour switches and 150 watt power handling.

- Power Handling: 150 Watts
- Frequency Response: 28Hz - 22kHz
- Impedance: 8Ω
- Sensitivity: 92dB 1W/1m
- Dimensions (H x W x D): 14⁷/₈" x 10¹/₈" x 3³/₄"
- Wall Cut Out (H x W): 13⁵/₈" x 8³/₄"

U/M
Pair

W690

One pair of inwall speakers with 6¹/₂" Kevlar® woofers, cast magnesium woofer baskets, 1" pivoting aluminum dome tweeters, +3dB bass & treble contour switches and 150 watt power handling.

- Power Handling: 150 Watts
- Frequency Response: 32Hz - 22kHz
- Impedance: 8Ω
- Sensitivity: 92dB 1W/1m
- Dimensions (H x W x D): 12¹/₄" x 8³/₁₆" x 3³/₁₆"
- Wall Cut Out (H x W): 10⁷/₈" x 6³/₄"

U/M
Pair



W680

One pair of inwall speakers with 6¹/₂" graphite woofers, 1" pivoting aluminum dome tweeters, +3dB bass & treble contour switches and 125 watt power handling.

- Power Handling: 125 Watts
- Frequency Response: 32Hz - 22kHz
- Impedance: 8Ω
- Sensitivity: 92dB 1W/1m
- Dimensions (H x W x D): 12¹/₄" x 8³/₁₆" x 3³/₁₆"
- Wall Cut Out (H x W): 10⁷/₈" x 6³/₄"

U/M
Pair

W670

One pair of inwall speakers with 6¹/₂" polypropylene woofers, 1" pivoting silk dome tweeters and 100 watt power handling.

- Power Handling: 100 Watts
- Frequency Response: 36Hz - 20kHz
- Impedance: 8Ω
- Sensitivity: 91dB 1W/1m
- Dimensions (H x W x D): 12¹/₄" x 8³/₁₆" x 3¹/₈"
- Wall Cut Out (H x W): 10⁷/₈" x 6³/₄"

U/M
Pair



W665

One pair of inwall speakers with 6¹/₂" polypropylene woofers, 3/4" soft dome tweeters and 75 watt power handling.

- Power Handling: 75 Watts
- Frequency Response: 45Hz - 20kHz
- Impedance: 8Ω
- Sensitivity: 90dB 1W/1m
- Dimensions (H x W x D): 12¹/₄" x 8³/₁₆" x 3³/₁₆"
- Wall Cut Out (H x W): 10⁷/₈" x 6³/₄"

U/M
Pair

Single Stereo Ceiling Speakers



C800TT

U/M
Each

One ceiling speaker with 8" dual voice coil graphite woofer, twin pivoting 1" aluminum dome tweeters, +3dB bass & treble contour switches and 150 watt power handling.

- Power Handling: 150 Watts
- Frequency Response: 28Hz - 22kHz
- Impedance: 8Ω
- Sensitivity: 92dB 1W/1m
- Diameter x Depth: 11½" x 4¼"
- Ceiling Cut Out: 9⅞"

C600TT

U/M
Each

One ceiling speaker with 6½" dual voice coil polypropylene woofer, twin ½" hard dome tweeters and 75 watt power handling.

- Power Handling: 75 Watts
- Frequency Response: 36Hz - 20kHz
- Impedance: 8Ω
- Sensitivity: 92dB 1W/1m
- Diameter x Depth: 9¼" x 3⅝"
- Ceiling Cut Out: 8¼"



Rock Speakers

R800G **NEW!**

One pair of granite rock speakers with 8" graphite woofers, 1" polyamide dome tweeters and 90 watt power handling.

- Power Handling: 90 Watts
- Frequency Response: 65Hz - 20kHz
- Impedance: 8Ω
- Sensitivity: 95dB 1W/1m
- Weather-Resistant Design
- Dimensions (H x W x D): 14½" x 14½" x 11"

U/M
Pair



R800S **NEW!**

One pair of sandstone rock speakers with 8" graphite woofers, 1" polyamide dome tweeters and 90 watt power handling.

- Power Handling: 90 Watts
- Frequency Response: 65Hz - 20kHz
- Impedance: 8Ω
- Sensitivity: 95dB 1W/1m
- Weather-Resistant Design
- Dimensions (H x W x D): 14½" x 14½" x 11"

U/M
Pair

R650G

One pair of granite rock speakers with 6½" graphite woofers, 1" polyamide dome tweeters and 60 watt power handling.

- Power Handling: 60 Watts
- Frequency Response: 80Hz - 20kHz
- Impedance: 8Ω
- Sensitivity: 88dB 1W/1m
- Weather-Resistant Design
- Dimensions (H x W x D): 11½" x 9½" x 8¼"

U/M
Pair



R650S

One pair of sandstone rock speakers with 6½" graphite woofers, 1" polyamide dome tweeters and 60 watt power handling.

- Power Handling: 60 Watts
- Frequency Response: 80Hz - 20kHz
- Impedance: 8Ω
- Sensitivity: 88dB 1W/1m
- Weather-Resistant Design
- Dimensions (H x W x D): 11½" x 9½" x 8¼"

U/M
Pair

Indoor / Outdoor Speakers

70 Volt Commercial Speakers

AW8070Vblk

U/M
Each



One indoor/outdoor 70V speaker with one 8" polypropylene woofer, two 1¼" pivoting aluminum dome tweeters and 70V tap switch selectable at 8, 16, 32 & 64 watts, with 4Ω transformer bypass. Weather-resistant ABS housing, powder coated aluminum grille. Includes swivel mounting bracket with theft deterrent security bolts.

- Power Handling: 90 Watts
- Frequency Response: 70Hz - 20kHz
- Transformer Taps: 8W, 16W, 32W & 64W
- Impedance: 4Ω (in transformer bypass)
- Sensitivity: 89dB 1W/1m
- Dimensions (H x W x D): 9" x 16" x 9"

Single Stereo TT Speakers

AW800TTblk

U/M
Each

One indoor/outdoor speaker with one 8" dual voice coil polypropylene woofer, two 1¼" pivoting aluminum dome tweeters and 150 watt power handling. Weather-resistant ABS housing, powder coated aluminum grille. Includes swivel mounting bracket.

- Power Handling: 150 watts
- Frequency Response: 40Hz - 20kHz
- Impedance: 4Ω
- Sensitivity: 89dB 1W/1m
- Dimensions (H x W x D): 9" x 16" x 9"



AW600TTwht | blk

U/M
Each

One indoor/outdoor speaker with one 6½" dual voice coil polypropylene woofer, two 1" pivoting Supernil soft dome tweeters and 125 watt power handling. Weather-resistant ABS housing, powder coated aluminum grille. Includes swivel mounting bracket. **Order in white or black.**

- Power Handling: 125 Watts
- Frequency Response: 50Hz - 20kHz
- Impedance: 4Ω
- Sensitivity: 91dB 1W/1m
- Dimensions (H x W x D): 7" x 12" x 8"

AW500TTwht | blk

U/M
Each

One indoor/outdoor speaker with one 5¼" dual voice coil polypropylene woofer, two 1" pivoting Supernil soft dome tweeters and 100 watt power handling. Weather-resistant ABS housing, powder coated aluminum grille. Includes swivel mounting bracket. **Order in white or black.**

- Power Handling: 100 Watts
- Frequency Response: 60Hz - 20kHz
- Impedance: 4Ω
- Sensitivity: 89dB 1W/1m
- Dimensions (H x W x D): 7" x 11" x 6¼"



Indoor / Outdoor Stereo Speakers

AW830wht | blk

U/M
Pair



One pair of indoor/outdoor speakers with 8" polypropylene woofers, 3" graphite midrange, 1" pivoting soft dome tweeters and 175 watt power handling. Includes swivel mounting brackets. **Order in white or black.**

- Power Handling: 175 Watts
- Frequency Response: 35Hz - 20kHz
- Impedance: 4Ω

- Sensitivity: 89dB 1W/1m
- Dimensions (H x W x D): 15³/₄" x 8³/₄" x 8³/₄"



AW650wht | blk

U/M
Pair

One pair of indoor/outdoor speakers with 6¹/₂" polypropylene woofers, 1" pivoting Supernil soft dome tweeters and 150 watt power handling. Includes swivel mounting brackets. **Order in white or black.**

- Power Handling: 150 Watts
- Frequency Response: 37Hz - 20kHz
- Impedance: 4Ω

- Sensitivity: 89dB 1W/1m
- Dimensions (H x W x D): 11" x 7" x 6¹/₄"

AW525wht | blk

U/M
Pair



One pair of indoor/outdoor speakers with 5¹/₄" polypropylene woofers, 1" pivoting Supernil soft dome tweeters and 125 watt power handling. Includes swivel mounting brackets. **Order in white or black.**

- Power Handling: 125 Watts
- Frequency Response: 45Hz - 20kHz
- Impedance: 8Ω

- Sensitivity: 88dB 1W/1m
- Dimensions (H x W x D): 9³/₁₆" x 6¹/₂" x 6³/₈"



AW400wht | blk

U/M
Pair

One pair of indoor/outdoor speakers with 4" polypropylene woofers, ³/₄" Supernil soft dome tweeters and 100 watt power handling. Includes swivel mounting brackets. **Order in white or black.**

- Power Handling: 100 Watts
- Frequency Response: 55Hz - 20kHz
- Impedance: 8Ω

- Sensitivity: 87dB 1W/1m
- Dimensions (H x W x D): 7³/₄" x 5¹/₂" x 5¹/₂"

Bookshelf Speakers



NFM6

U/M
Pair

For Near Field Monitoring (NFM) applications and moderate-sized rooms. One pair of two-way speakers with 6½" polypropylene woofers, 1" aluminum dome tweeters and 150 watt power handling. Black wood grain finish.

- Power Handling: 150 Watts
- Frequency Response: 37Hz - 22kHz
- Impedance: 8Ω
- Sensitivity: 89dB 1W/1m
- Bookshelf Design
- Dimensions (H x W x D): 14¼" x 8" x 12⅞"

NFM5

U/M
Pair

Good for small rooms, bookshelf jobs and surround systems with sub. One pair of two-way speakers with 5¼" polypropylene woofers, 1" aluminum dome tweeters and 125 watt power handling. Black wood grain finish

- Power Handling: 125 Watts
- Frequency Response: 45Hz - 22kHz
- Impedance: 8Ω
- Sensitivity: 88dB 1W/1m
- Bookshelf Design
- Dimensions (H x W x D): 11½" x 6¼" x 8⅝"



Center Channel Speakers



CC550

U/M
Each

One bookshelf center channel speaker with two 5¼" Kevlar® woofers, 3" Kevlar® midrange, 1" aluminum dome tweeter and 125 watt power handling.

- Power Handling: 125 Watts
- Frequency Response: 40Hz - 20kHz
- Impedance: 8Ω
- Sensitivity: 88dB 1W/1m
- Bookshelf Design
- Dimensions (H x W x D): 6¾" x 20½" x 8¾"

CC540

U/M
Each

One bookshelf center channel speaker with two 5¼" graphite woofers, 3" graphite midrange, 1" aluminum dome tweeter and 100 watt power handling.

- Power Handling: 100 Watts
- Frequency Response: 70Hz - 20kHz
- Impedance: 8Ω
- Sensitivity: 89dB 1W/1m
- Bookshelf Design
- Dimensions (H x W x D): 6¾" x 20½" x 8¾"



CC400

U/M
Each

One bookshelf center channel speaker with two 4" polypropylene woofers, 1" aluminum dome tweeter and 85 watt power handling.

- Power Handling: 85 Watts
- Frequency Response: 80Hz - 20kHz
- Impedance: 8Ω
- Sensitivity: 89dB 1W/1m
- Bookshelf Design
- Dimensions (H x W x D): 5½" x 20" x 7¼"



Infrared Kits



IR Shelf Top Kit

U/M
Each

Contains all components needed for a one room system setup. Includes the following IR components:

- (1) IR Shelf Top Receiver
- (1) IR Router
- (1) IR Power Supply–250mA
- (4) IR Single Flashers



IR Plasma Kit

U/M
Each

Contains all components needed for a one room system setup. Includes the following IR components:

- (1) IR Plasma Receiver
- (1) IR Router
- (1) IR Power Supply–250mA
- (4) IR Single Flashers

Infrared Kits



IR Mini-blk Kit

U/M
Each

Contains all components needed for a one room system setup. Includes the following IR components:

- (1) IR Mini Receiver-blk
- (1) IR Router
- (1) IR Power Supply-250mA
- (4) IR Single Flashers



IR Fish Eye Kit

U/M
Each

Contains all components needed for a one room system setup. Includes the following IR components:

- (1) IR Fish Eye Receiver
- (1) IR Router
- (1) IR Power Supply-250mA
- (4) IR Single Flashers

Infrared Components

VC60IR

U/M
Each

Use with the M40 receiver to maximize control over a whole-house system. 60-watt impedance-balancing volume control with autoformer and built-in IR Receiver. Features quick & secure wire connecting system. Fits in most single-gang plaster rings. Includes white, bone and almond plates, inserts & knobs.

- Power Handling: 60 Watts Continuous
120 Watts Peak Music Power
- Frequency Response: 20Hz - 20kHz
- Steps: 12 (Make Before Break)
- Total Attenuation: 42dB (Max)
- Depth: 2½" Behind Plate



IR Plasma Receiver

U/M
Each

Super small, surface-mount IR plasma receiver. Two-piece design separates the receiver from the "Smart Circuit" electronics package for clean looking installation. The "Smart Circuit" blocks interference from plasmas or CFLs. LEDs indicate system status and IR activity. IR Terminal included for easy, no-cut connection.

IR Fish Eye Receiver

U/M
Each

Flush-mount IR receiver features Ambient Noise Suppression and LEDs to indicate system status and IR activity. Includes four flavors of bezels (white, black, almond, and bone) and two Ambient Light Restrictor (ALR) bezels for severe plasma or CFL environments. IR Terminal included for easy, no-cut connection.

- Dimensions (Dia x L) : 1⁵/₃₂" x 2⁵/₈"
- Color Bezel (Dia x L): 4⁷/₆₄" x 1¹/₈"
- ALR Bezel (Dia x L): 4⁷/₆₄" x 2³/₆₄"



IR Mini Receiver-blk

U/M
Each

Surface-mount mini IR receiver features Ambient Noise Suppression and LEDs to indicate system status and IR activity. IR Terminal included for easy, no-cut connection.

- Dimensions (L x W x D) : 2⁹/₁₆" x 1⁷/₃₂" x 9¹/₁₆"

IR Shelf Top Receiver

U/M
Each

Shelf-top IR receiver features Ambient Noise Suppression and LEDs to indicate system status and IR activity. IR Terminal included for easy, no-cut connection.

- Dimensions (L x W x D): 1¹/₈" x 3³/₁₆" x 1¹/₁₆"



IR Shelf Top ALR Receiver

U/M
Each

Shelf-top IR receiver with Ambient Light Restrictor (ALR). ALR minimizes interference from plasma and CFL environments. Features LEDs to indicate system status and IR activity. IR Terminal included for easy, no-cut connection.

- Dimensions (L x W x D): 1¹/₈" x 3³/₁₆" x 1¹/₁₆"

Infrared Components



IR Router

U/M
Each

Central router for all Proficient IR systems. Controls IR receivers and IR Flashers. Equipped with 3.5mm mini jacks for quick connection of IR Receivers and Flashers. Multiple IR Routers can be cascaded for additional IR Flasher output jacks.

IR Power Supply-250mA

U/M
Each

12V DC, 250mA regulated power supply designed for use in small to moderate IR systems. Powers the IR Receivers, IR Router and IR Flashers.



IR Power Supply-1.2A

U/M
Each

12V DC, 1.2 Amp regulated power supply designed for use in larger IR systems. Powers the IR Receivers, IR Router and IR Flashers.

IR Single Flasher

U/M
Each

LED flashes red to indicate operation. Features docking port which allows quick installation of IR Flasher on a component, as well as easy removal of IR Flasher. Includes an 8' wire for painless hookup to IR Router.



IR Dual Flasher

U/M
Each

LEDs flash red to indicate operation. Features docking ports which allow quick installation of IR Flashers on components, as well as easy removal of IR Flashers. The Dual IR Flasher splits to two 8' wires for easy hookup to IR Router.

Speaker Selectors



SS4VC

**Shipping
Q1 2011**

U/M
Each

Four-pair transformer-based on/off speaker selector with volume controls provides quick, convenient access for up to four stereo pairs. 60 watts power handling per channel, rear override switch for circuit protection and suction feet for stable operation.

- Power Handling: 60 Watts per Channel
- Frequency Response: 20Hz - 20kHz
- Protection: Front Mounted Switch & Rear Override
- Includes Area Labels
- Dimensions (H x W x D): 2 $\frac{3}{16}$ " x 17" x 6 $\frac{1}{32}$ "



SS8P

U/M
Each

Eight-pair resistor-based on/off speaker selector provides quick, convenient access for up to eight stereo pairs. 125 watts power handling per channel, rear override switch for circuit protection and suction feet for stable operation.

- Power Handling: 125 Watts per Channel
- Frequency Response: 20Hz - 20kHz
- Protection: Front Mounted Switch & Rear Override
- Includes Area Labels
- Dimensions (H x W x D): 2 $\frac{3}{16}$ " x 17" x 6 $\frac{1}{32}$ "



SS4P

U/M
Each

Four-pair resistor-based on/off speaker selector provides quick, convenient access for up to four stereo pairs. 125 watts power handling per channel, rear override switch for circuit protection and suction feet for stable operation.

- Power Handling: 125 Watts per Channel
- Frequency Response: 20Hz - 20kHz
- Protection: Front Mounted Switch & Rear Override
- Includes Area Labels
- Dimensions (H x W x D): 2 $\frac{3}{16}$ " x 8 $\frac{3}{8}$ " x 6 $\frac{1}{32}$ "

Volume Controls



VC60IR

U/M
Each

Use with the M40 receiver to maximize control over a whole-house system. 60-watt impedance-balancing volume control with autoformer and built-in IR Receiver. Features quick & secure wire connecting system. Fits in most single-gang plaster rings. Includes white, bone and almond plates, inserts & knobs.

- Power Handling: 60 Watts Continuous
120 Watts Peak Music Power
- Frequency Response: 20Hz - 20kHz
- Steps: 12 (Make Before Break)
- Total Attenuation: 42dB (Max)
- Depth: 2½" Behind Plate

VC60i

U/M
Each

60-watt impedance-balancing volume control with autoformer. Features quick & secure wire connecting system. Fits in most single-gang J-boxes and plaster rings. Includes white, bone and almond plates, inserts and knobs.

- Power Handling: 60 Watts Continuous
120 Watts Peak Music Power
- Frequency Response: 20Hz - 20kHz
- Steps: 12 (Make Before Break)
- Total Attenuation: 42dB (Max)
- Depth: 2½" Behind Plate



VC45i

U/M
Each

45-watt impedance-balancing volume control with autoformer. Features removable wire block terminal for easy connection. Fits in most single-gang J-boxes and plaster rings. Includes white, bone and almond plates, inserts and knobs.

- Power Handling: 45 Watts Continuous
90 Watts Peak Music Power
- Frequency Response: 20Hz - 20kHz
- Steps: 10 (Make Before Break)
- Total Attenuation: 42dB (Max)
- Depth: 2½" Behind Plate

VCS60

U/M
Each

60-watt stereo volume control with autoformer. Features quick & secure wire connecting system. Fits in most single-gang J-boxes and plaster rings. Includes white, bone and almond plates, inserts and knobs.

- Power Handling: 60 Watts Continuous
120 Watts Peak Music Power
- Frequency Response: 20Hz - 20kHz
- Steps: 12 (Make Before Break)
- Total Attenuation: 42dB (Max)
- Depth: 2½" Behind Plate



VC60SL

U/M
Each

60-watt slider stereo volume control with removable screw down wire terminal design. Fits in most single-gang J-boxes and plaster rings. Includes white, bone and almond plates, inserts and sliders.

- Power Handling: 60 Watts Continuous
120 Watts Peak Music Power
- Frequency Response: 20Hz - 20kHz
- Steps: 12 (Make Before Break)
- Total Attenuation: 42dB (Max)
- Dimensions (H x W x D): 4" x 1⅝" x 3⅛"

VC60AW

U/M
Each

60-watt weather-resistant volume control sealed against dust and moisture. Fits onto ¾" conduit or can be surface mounted. Available in Gray.

- Power Handling: 60 Watts Continuous
120 Watts Peak Music Power
- Frequency Response: 20Hz - 20kHz
- Steps: 12 (Make Before Break)
- Total Attenuation: 42dB (Max)
- Dimensions (H x W x D): H 4½" x W 2¾" x D 3½"



Ceiling Tile Brackets

CTB-C800


One each ceiling tile bracket used in drop ceiling and T-bar type ceiling applications. Fits C790, C800, C850, C870, C800TT and C850TT ceiling speakers.

U/M
Each


CTB-C600

One each ceiling tile bracket used in drop ceiling and T-bar type ceiling applications. Fits C605, C610, C620, C625, C640, C645, C650, C655, C660 and C600TT ceiling speakers.

U/M
Each



Pre-Construction Brackets



PCB-C1000

The PCB-C1000 bracket is designed for new construction and retrofit installations. The PCB-C1000 is included with each C1030 and is available separately.

U/M
Pair

For safety reasons, the PCB-C1000 is required for all installations of the C1030.



PCB-IW600

One each pre-construction bracket for new construction. Fits IW650 and IW625 inwall LCR speakers.

U/M
Each

PCB-IW500

One each pre-construction bracket for new construction. Fits IW550 and IW525 inwall LCR speakers.

U/M
Each



Pre-Construction Brackets

PCB-C800

U/M
Pair

One pair of pre-construction brackets for new construction. Fits C790, C800, C850, C800TT and C850TT ceiling speakers and C870 LCR ceiling speaker.



PCB-C600

U/M
Pair

One pair of pre-construction brackets for new construction. Fits C605, C610, C620, C625, C640, C645 and C600TT ceiling speakers and C650, C655 and C660 LCR ceiling speakers.

PCB-C500

U/M
Pair

One pair of pre-construction brackets for new construction. Fits C500 ceiling speakers.

PCB-W800


U/M
Pair

One pair of pre-construction brackets for new construction. Fits W800 and W850 inwall speakers.

PCB-W600

U/M
Pair

One pair of pre-construction brackets for new construction. Fits W665, W670, W680 and W690 inwall speakers.



PCB-C800 Extension Wings

U/M
Pair

One pair of 15" extension wings for PCB-C800 pre-construction brackets.



PCB-C600 Extension Wings

U/M
Pair

One pair of 15" extension wings for PCB-C600 pre-construction brackets.

PCB-C500 Extension Wings

U/M
Pair

One pair of 15" extension wings for PCB-C500 pre-construction brackets.

Back Boxes

BB-IWS10

U/M
Each

Medium Density Fiberboard (MDF) back box for the IWS10 sub, designed to fit any standard 16" stud bay. Cuts down on translational energy vibration between adjacent walls. The IWS10 sub is tuned to the BB-IWS10 back box.

• Dimensions (H x W x D): 42 $\frac{3}{4}$ " x 14 $\frac{3}{8}$ " x 3 $\frac{1}{4}$ "



BB-C800

U/M
Each

One metal back box for C790, C800, C850, C870, C800TT and C850TT ceiling speakers. **UL 263-03 1-hour fire rating.**

BB-C650



U/M
Each

One metal back box for C650, C655 and C660 LCR ceiling speakers and C605, C610, C620, C625, C640, C645 and C600TT ceiling speakers. CMB-24 mounting bars are needed when installing in ceiling joists 24" on-center or suspended ceilings. **UL 263-03 1-hour fire rating.**

BB-W600

U/M
Each

One metal back box for W665, W670, W680 and W690 inwall speakers. **UL 263-03 1-hour fire rating.**



CMB-24

U/M
Pair

One pair of ceiling mounting bars slip into clips on BB-C650 back box. For installation in ceiling joists 24" on-center or suspended ceilings.

Speaker Cover Plates

CPC-800

U/M
Pair

One pair of white cover plates for C790, C800, C850, C870, C800TT and C850TT ceiling speakers.



CPC-600

U/M
Pair

One pair of white cover plates for C650, C655 and C660 LCR speakers and C600TT, C605, C610, C620, C625, C640 and C645 ceiling speakers.

CPC-500

U/M
Pair

One pair of white cover plates for C500 ceiling speakers.

CPW-600

U/M
Pair

One pair of white cover plates for W665, W670, W680 and W690 wall speakers.





940 Columbia Avenue • Riverside, CA 92507 • 877.888.9004 • Fax 951.750.6304 • proficientaudio.com

©2010-2011 Proficient Audio Systems
All Rights Reserved

iPod is a trademark of Apple, Inc., registered in the U.S. and other countries
Kevlar is a registered trademark of DuPont