

EC50/EC55 Accessories Regulatory Guide



MN-004011-01EN — September 1, 2020

Zebra Technologies | 3 Overlook Point | Lincolnshire, IL 60069 USA
www.zebra.com

ZEBRA and the stylized Zebra head are trademarks of Zebra Technologies Corp., registered in many jurisdictions worldwide. All other trademarks are the property of their respective owners. © 2020 Zebra Technologies Corp. and/or its affiliates. All rights reserved.

Regulatory Information

This device is approved under Zebra Technologies Corporation.

This guide applies to the following model numbers:

- CRD-EC5X-1SCU
- CRD-EC5X-4SCO
- CRD-EC5X-4SCOL
- TRG-EC5X-SNP1
- SHARECRADLE-ME

All Zebra devices are designed to be compliant with the rules and regulations in the locations they are sold and will be labeled as required.

Local language translation / Tradução do idioma local / Übersetzung in die lokale Sprache / Raduccion de idioma local / Traduction en langue locale / Prijevod na lokalni jezik / Traduzione in lingua locale / 現地語の翻訳 / 현지 언어 번역 / Перевод на местный язык / 本地語言翻譯 / 本地语言翻译 / Yerel dil çeviri / Tłumaczenie na język lokalny : www.zebra.com/support

Any changes or modifications to Zebra equipment not expressly approved by Zebra could void the user's authority to operate the equipment.

Declared maximum operating temperature: 40°C

For use only with Zebra approved and UL Listed mobile devices, Zebra approved, and UL Listed/Recognized battery packs.

不在中国之外销售服务和使用的

Regulatory Markings


Regulatory markings subject to certification are applied to the device signifying the radio(s) is/are approved for use. Refer to the Declaration of Conformity (DoC) for details of other country markings. The DOC is available at: www.zebra.com/doc.

Health and Safety Recommendations

Ergonomic Recommendations

In order to avoid or minimize the potential risk of ergonomic injury, always follow good ergonomic workplace practices. Consult with your local Health and Safety Manager to ensure that you are adhering to your company's safety programs to prevent employee injury.

Power Supply

 **WARNING ELECTRICAL SHOCK:** Use only a Zebra approved, Certified ITE [SELV] power supply with appropriate electrical ratings. Use of alternative power supply will invalidate any approvals given to this unit and may be dangerous.

Marking and European Economic Area (EEA) Statement of Compliance

Zebra hereby declares that this device is in compliance with Directives 2014/30/EU, 2014/35/EU and 2011/65/EU.

The full text of the EU Declaration of Conformity is available at: www.zebra.com/doc.


Waste Electrical and Electronic Equipment (WEEE)

For EU Customers: For products at the end of their life, please refer to recycling/disposal advice at: www.zebra.com/weee.

United States and Canada Regulatory

Radio Frequency Interference Notices

This device complies with Part 15 of the FCC Rules. Operation is subject to the following two conditions: (1) this device may not cause harmful interference, and (2) this device must accept any interference received including interference that may cause undesired operation.

 **NOTE:** This equipment has been tested and found to comply with the limits for a Class B digital device, pursuant to Part 15 of the FCC rules. These limits are designed to provide reasonable protection against harmful interference in a residential installation. This equipment generates, uses and can radiate radio frequency energy and, if not installed and used in accordance with the instructions, may cause harmful interference to radio communications. However, there is no guarantee that interference will not occur in a particular installation. If this equipment does cause harmful interference to radio or television reception, which can be determined by turning the equipment off and on, the user is encouraged to try to correct the interference by one or more of the following measures:

- Reorient or relocate the receiving antenna.
- Increase the separation between the equipment and receiver.
- Connect the equipment into an outlet on a circuit different from that to which the receiver is connected.
- Consult the dealer or an experienced radio/TV technician for help.



NOTE: This equipment has been tested and found to comply with the limits for a Class A digital device pursuant to Part 15 of the FCC rules.

These limits are designed to provide reasonable protection against harmful interference when the equipment is operated in commercial environment. This equipment generates, uses, and can radiate radio frequency energy and, if not installed and used in accordance with the instruction manual, may cause harmful interference to radio communications. Operation of this equipment in a residential area is likely to cause harmful interference in which case the user will be required to correct the interference at his own expense.

Radio Frequency Interference Requirements – Canada

Innovation, Science and Economic Development Canada ICES-003 Compliance Label: CAN ICES-3 ([B])/NMB-3([B])

Brasil

Este equipamento não tem direito à proteção contra interferência prejudicial e não pode causar interferência em sistemas devidamente autorizados.


中国

通过访问以下网址可下载当地语言支持的产品说明书
www.zebra.com/support

如果配套使用外部电源适配器，请确保其已通过 CCC 认证



产品中有害物质的名称及含量

| 部件名称 (Parts) | 有害物质  | | | | | |
|---|--|--------|--------|--------------|------------|--------------|
| | 铅 (Pb) | 汞 (Hg) | 镉 (Cd) | 六价铬 (Cr(VI)) | 多溴联苯 (PBB) | 多溴二苯醚 (PBDE) |
| 金属部件 (Metal Parts) | X | ○ | ○ | ○ | ○ | ○ |
| 电路模块 (Circuit Modules) | X | ○ | ○ | ○ | ○ | ○ |
| 电缆及电缆组件 (Cables and Cable Assemblies) | ○ | ○ | ○ | ○ | ○ | ○ |
| 塑料和聚合物部件 (Plastic and Polymeric Parts) | ○ | ○ | ○ | ○ | ○ | ○ |
| 光学和光学组件 (Optics and Optical Components) | ○ | ○ | ○ | ○ | ○ | ○ |
| 打印头 (Print Heads) | ○ | ○ | ○ | ○ | ○ | ○ |
| 电池 (Batteries) | ○ | ○ | ○ | ○ | ○ | ○ |
| 外部电源 (Ext. Pwr Sply) | ○ | ○ | ○ | ○ | ○ | ○ |

本表格依据 SJ/T 11364 的规定编制。
○: 表示该有害物质在该部件所有均质材料中的含量均在 GB/T 26572 规定的限量要求以下。
X: 表示该有害物质至少在该部件的某一均质材料中的含量超出 GB/T 26572 规定的限量要求。(企业可在此处,根据实际情况对上表中打“x”的技术原因进行进一步说明。)

Евразийский Таможенный Союз (EAC)

Данный продукт соответствует требованиям знака EAC.



India

The sending and receiving of texts is supported in the following Indian languages:

Assamese, Bengali, Gujarati, Hindi, Kannada, Kashmiri, Konkani, Malayalam, Manipuri, Marathi, Nepali, Oriya, Punjabi, Sanskrit, Sindhi, Tamil, Telugu, Urdu, Bodo, Santhali, Maithili, and Dogri.

한국

전자파흡수율

TÜRK WEEE Uyumluluk Beyanı

EEE Yönetmeliğine Uygundur.

Warranty

For the complete Zebra hardware product warranty statement, go to: zebra.com\warranty.

Service Information

Before you use the unit, it must be configured to operate in your facility's network and run your applications.

If you have a problem running your unit or using your equipment, contact your facility's Technical or System Support. If there is a problem with the equipment, they will contact Zebra support at zebra.com\support.

For the latest version of the guide go to: zebra.com\support.

Software Support

Zebra wants to ensure that customers have the latest entitled software at the time of device purchase in order to keep the device operating at peak performance levels. To confirm that your Zebra device has the latest entitled software available at the time of purchase, visit www.zebra.com/support.

Check for the latest software from Support > Products, or search for the device and select Support > Software Downloads.

If your device does not have the latest entitled software as of your device purchase date, e-mail Zebra at entitlementservices@zebra.com and ensure you include the following essential device information:

- Model number
- Serial number
- Proof of purchase
- Title of the software download you are requesting.

If it is determined by Zebra that your device is entitled to the latest version of software, as of the date you purchased your device, you will receive an e-mail containing a link directing you to a Zebra Web site to download the appropriate software.

Additional Information

For information on using the EC50 EC55 accessories, refer to the product guide available at: www.zebra.com/support.