

Overview

HPE Aruba Networking CX 8360 v2 Switch Series

The HPE Aruba Networking CX 8360 v2 Switch Series offers a flexible and innovative approach to addressing the application, security, and scalability demands of the mobile, cloud, and IoT era. These switches serve the needs of the next-generation core and aggregation layer of campuses, as well as virtual and highly dynamic data center environments. They provide up to 4.8Tbps of capacity, with line-rate Gigabit Ethernet interfaces including support for Smart Rate (1/2.5, 5 Gbps), 10Gbps, 25Gbps, 40Gbps, 50Gbps, and 100Gbps.

The 8360v2 series includes industry-leading line rate ports with 1/10/25/50GbE (SFP/SFP+/SFP28) and 40/100 GbE (QSFP+/QSFP28) connectivity in a compact 1U form factor. 4x10Gbps and 4x25Gbps break out from 40/100G ports offer advanced flexibility in connectivity and aggregation. These switches deliver a fantastic investment for customers wanting to migrate from older 1GbE/10GbE to faster 25GbE, or from 10GbE/40GbE uplinks to 50/100GbE ports.

In addition, the switch supports low- density MACsec ports enabling secure connectivity at 10GbE and 25GbE over unsecured domains.



HPE Aruba Networking CX 8360 v2 Switch Series

Key Features

- High-performance 4.8Tbps and 2,678 Mpps
- Intelligent monitoring and visibility with Network Analytics Engine
- High availability with industry leading VSX redundancy, and redundant power supplies and fans
- Designed for core/aggregation in the campus or Top of Rack or End of Row in data center environments
- MACsec secured connectivity over untrusted domains
- HPE Aruba Networking OS-CX automation and programmability using built-in REST APIs and Python scripts
- Advanced Layer 2/3 feature set includes BGP, OSPF, VRF, and IPv6
- 50G support on 8360-48Y6C, 32Y4C and 16Y2C switches
- Addition of Smart Rate (1/2.5/5/10G) ports on the 8360-48XT4C

Standard Features

Product Differentiators

The HPE Aruba Networking CX 8360 v2 Switch Series is based on AOS-CX, a modern, database-driven operating system that automates and simplifies many critical and complex tasks. The enhanced capabilities of AOS-CX provide a unique set of differentiators for campus and data center switching.

Modular Architecture with Native Cloud-Native HPE Aruba Networking OS-CX

AOS-CX operating system features are organized into CX Foundation and CX Advanced software licenses.

Every CX switch includes an active, embedded CX Foundation license at no additional cost with the option to upgrade to a CX Advanced license.

The CX Foundation license has everything needed to deploy, connect, and troubleshoot an enterprise network, including:

- Network Analytics Engine (NAE)
- Dynamic Segmentation
- Switch Stacking
- High Availability and Resiliency
- Quality of Service (QoS)
- Layer 2 Switching
- Layer 3 Services and Routing
- IP Multicast
- Network Security
- Support for NetEdit

The CX Advanced license includes CX Edge Insights, offering deep visibility with application recognition, identification, and flow capture from layer 4 to layer 7.

AOS-CX is built on a modular Linux architecture with OVSDB*, providing the following unique capabilities: Safe and powerful access to all state at all times allows unique visibility and analytics capabilities

- Safe and powerful access to all state at all times allows unique visibility and analytics capabilities
- REST APIs and Python scripting provide fine-grained microservices architecture enabling full integration with other workflow systems and services
- Supports Fabric Composer - a software-defined orchestration solution that simplifies and accelerates leaf-spine network provisioning and day-to-day operations across rack-scale compute and storage infrastructure.
- Continual state synchronization provides superior fault tolerance and high availability
- All software processes communicate with the database rather than with each other, ensuring high stability with minimal inter-process communication

Notes: *Supported in a future software release.

HPE Aruba Networking Central, Cloud-Based Network Management

Flexible cloud-based or on-premises management for unified network operations of wired, WLAN, SD-WAN, and public cloud infrastructure. Designed to simplify day zero through day two operations with streamlined workflows. Switch management capabilities include configuration, onboarding, monitoring, troubleshooting, and reporting.

An HPE Aruba Networking Central Advanced license expands these capabilities with premium security and AIOps, including the Central NetConductor Fabric Wizard and Policy Manager to enable dynamic segmentation and distributed enforcement at a global scale.

Central Advanced license now comes with all CX Advanced features so there is no need to purchase a CX Advanced license. This streamlines operational efficiency, reducing the need for IT teams to keep track of multiple licenses, active terms, and renewal dates. For more information on Central licensing, see the

https://www.hpe.com/psnow/doc/a00125615enw?jumpid=in_hpesitesearch



Standard Features

Network Analytics Engine

HPE AOS-CX includes Network Analytics Engine (NAE) for advanced telemetry and automation. The NAE framework is an industry-first monitoring and troubleshooting system, providing greatly improved network operations. NAE uniquely provides the ability to monitor and easily troubleshoot network health and congestion issues. The Time Series Database (TSDB) may be used to store configuration and operational state.

Customers can use data from the TSDB to write software modules to troubleshoot problems. This data may also be used to analyze trends, identify anomalies, and predict future capacity requirements.

Virtual Switching Extension

The ability of AOS-CX to maintain synchronous state across dual control planes allows a unique high availability solution called Virtual Switching Extension (VSX). VSX is delivered through redundancy gained by deploying two chassis with an inter-switch link, with each chassis maintaining its independent control.

Designed using the best features of existing HA technologies such as Multichassis Link Aggregation (MC-LAG) and Virtual Switching Framework (VSF), VSX enables a distributed architecture that is highly available during upgrades or control plane events.

Product Capabilities

Performance

High-Speed Fully Distributed Architecture

Provides up to 2.4Tbps for bidirectional switching and 1,145 Mpps for forwarding to meet the demands of bandwidth-intensive applications today and in the future

Scalable System Design

Provides investment protection to support future technologies and higher-speed connectivity

Connectivity

The 8360- 48Y6C v2 is available to two versions; a port-to-power airflow bundle, and a power-to-port airflow bundle:

- 44 ports of 1GbE/10GbE/25GbE (SFP/SFP+/SFP28)
+4 ports of 10GbE/25GbE with MACsec
+4 ports of 40GbE/100GbE (QSFP+/QSFP28)
+2 ports of 40GbE/100GbE with MACsec
+up to 22 ports of 50GbE
- 12 ports of 40GbE/50GbE/100GbE (QSFP+/QSFP28)
- 16 ports of 1GbE/10GbE/25GbE or 8 ports of 50GbE (SFP/SFP+/SFP28)
+ 2 ports of 40GbE/100GbE (QSFP+/QSFP28)
- 28 ports of 1GbE/10GbE/25GbE (SFP/SFP+/SFP28)
+ 4 10GbE/25GbE (SFP+/SFP28) with MACsec
+ 4 ports of 40GbE/100GbE (QSFP+/QSFP28)
- 24 ports of 1GbE/10GbE (SFP/SFP+)
+ 2 ports of 40GbE/100GbE (QSFP+/QSFP28)
- 48 ports of 100M/1GbE/10GbE (10GBASE-T)
+Support Smart Rate (1/2.5/5/10G)
+4 ports of 40GbE/100GbE (QSFP+/QSFP28)

MACsec support is on selected ports (see above model descriptions).

All QSFP ports (QSFP+/QSFP28), except those on the 48x1G/10GBASE-T model, support optional 4x10G/4x25G break out capability.

There is 10GBASE-T transceiver support on the SFP+/SFP28 ports.

There is 1Gbps transceiver support, including 1GBASE-T, on non-MACsec SFP+/ SFP28 ports.



Standard Features

Jumbo Frames

Allows high-performance backups and disaster-recovery systems; provides a maximum frame size of 9K bytes

Unsupported Transceiver Mode (UTM)

- Allows users to insert and enable unsupported 1G and 10G transceivers and cables
- No warranty nor support for the transceiver/cable when used

Loopback

Supports internal loopback testing for maintenance purposes and increased availability; loopback detection protects against incorrect cabling or network configurations and can be enabled on a per-port or per-VLAN basis for added flexibility

Packet Storm Protection

Protects against unknown broadcast, multicast, or unicast storms with user-defined thresholds

Quality of Service (QoS)

- **Strict priority (SP) queuing and Deficit Weighted Round Robin (DWRR)**
Enables congestion avoidance
- **Data Center Bridging (DCB)**
 - Supports lossless Ethernet networking standards to eliminate packet loss due to queue overflow
 - Priority Flow Control (PFC) 7 priorities per port
 - Enhanced Transmission Service (ETS)
 - DCB Exchange Protocol (Pre-standard LLDP DCBX IEEE 1.01 version)
- **Flow-Control Guard**
Prevents accumulation of excessive congestion with periodic flushing. Avoids packets buffering for an extended time period
- **ECN with slope**
Marks packets as ECN-CE (Congestion Experienced). Helps TCP to reduce receive window size during congestion
- **Advanced lossless pool configuration**
- **Global buffering statistics**
- **Storage Solution Support**
iSCSI, Lossless iSCSI, RDMA over Converged Ethernet version 2 (RoCE v1 and v2) and Non-Volatile Memory Express (NVMeOF)

Resiliency and High Availability

Redundant and load-sharing fans and power supplies

Increases total performance and power availability while providing hitless, stateful failover

Hot Swappable Power Supply And Fan Modules

Allows replacement of accessory modules without any operational impact on other modules nor the switch operations

Separate Data and Control Paths

Separates control from services and keeps service processing isolated; increases security and performance

Virtual Switching Extension (VSX)

VSX enables a distributed and redundant architecture by deploying two switches with each switch maintaining independent control yet staying synchronized during upgrades or failover. Also supports upgrades during live operation

Virtual Router Redundancy Protocol (VRRP)

VRRP allows a group of switches to dynamically back each other up to create highly available routed environments

Bidirectional Forward Detection (BFD)

- Enable sub-second failure detection for rapid routing protocol re-balancing
- Enabled for both BGP IPv4 and Ipv6



Standard Features

Ethernet Ring Protection Switching (ERPS)

Supports rapid protection and recovery in a ring topology.

Unidirectional Link Detection (UDLD)

Monitors link connectivity and shuts down ports at both ends if unidirectional traffic is detected, preventing loops in STP-based networks

IEEE 802.3ad LACP

Supports up to 54 LAGs, with up to 16 members per LAG (32 for a VSX pair), with a user-selectable L1-4 hashing algorithm.

Management

In addition to the CX Mobile App, NetEdit and Network Analytics Engine, the 8360 series offers the following:

REST API interface

Built-in, programmable and easy-to-use

Management interface Control

Enables or disables each of the following interfaces depending on security preferences: console port, or reset button

Industry-standard CLI with a Hierarchical Structure

Reduces training time and expenses, and increases productivity in multivendor installations

Management Security

Restricts access to critical configuration commands; offers multiple privilege levels with password protection; ACLs provide SNMP access; local and remote Syslog capabilities allow logging of all access

IPSLA

- Monitors the network for degradation of various services, including voice.
- Monitoring is enabled via the NAE for history and for immediate automated gathering of additional information when anomalies are detected

SNMP v2c/v3

Provides SNMP read and trap support of industry standard Management Information Base (MIB), and private extensions

sFlow® (RFC 3176)

Provides scalable ASIC-based wire speed network monitoring and accounting with no impact on network performance; this allows network operators to gather a variety of sophisticated network statistics and information for capacity planning and real-time network monitoring purposes

Remote Monitoring (RMON)

Uses standard SNMP to monitor essential network functions and supports events, alarms, history, and statistics groups as well as a private alarm extension group

TFTP and SFTP support

- Offers different mechanisms for configuration updates; trivial FTP (TFTP) allows bidirectional transfers over a TCP/IP network
- Secure File Transfer Protocol (SFTP) runs over an SSH tunnel to provide additional security

Supportability

Job scheduler framework

Debug and Sampler Utility

Supports ping and traceroute for IPv4 and IPv6



Standard Features

Network Time Protocol (NTP)

- Synchronizes timekeeping among distributed time servers and clients; keeps timekeeping consistent among all clock-dependent devices within the network
- Can serve as the NTP server in a customer network

Precision Time Protocol

- Enables precise clock synchronization across distributed devices
- Needed for time critical applications like AVB and financial systems
- Support for transparent clock E-E and P-P
- Support for boundary clock

IEEE 802.1AB Link Layer Discovery Protocol (LLDP)

Advertises and receives management information from adjacent devices on a network, facilitating easy mapping by network management applications

LACP-fallback

Enables Zero Touch Provisioning over Link Aggregation Groups.

Dual Flash Images

Provides independent primary and secondary operating system files for backup while upgrading

Multiple Configuration Files

Stores files easily to the flash image

Layer 2 Switching

VLAN

Supports up to 4,094 port-based or IEEE 802.1Q-based VLANs

VLAN Translation

Remaps VLANs during transit across a core network

Bridge Protocol Data Unit (BPDU) tunneling

Transmits STP BPDUs transparently, allowing correct tree calculations across service providers, WANs, or MANs

Port Mirroring

Duplicates port traffic (ingress and egress) to a local or remote monitoring port; supports 4 mirroring groups, with an unlimited number of ports per group

STP

Supports standard IEEE 802.1D STP, IEEE 802.1w Rapid Spanning Tree Protocol (RSTP) for faster convergence, and IEEE 802.1s Multiple Spanning Tree Protocol (MSTP)

Rapid Per-VLAN Spanning Tree Plus (RPVST+)

Allows each VLAN to build a separate spanning tree to improve link bandwidth usage in network environments with multiple VLANs

Internet Group Management Protocol (IGMP)

Controls and manages the flooding of multicast packets in a Layer 2 network

Static VXLAN

Allows operators to manually connect two or more VXLAN tunnel endpoints (VTEP)



Standard Features

Dynamic VXLAN with BGP-EVPN

Deep segmentation for Spine/Leaf data center networks or Layer 3 campus designs with centralized gateway and symmetric Integrated Routing and Bridging (IRB) based distributed gateways VXLAN tunnels

- Port PBR VXLAN support
- VXLAN DC Multi-fabric DCI support
- VSX Active Forwarding support for VXLAN underlay
- Route-map support BGP EVPN AF

IPv4 Multicast in VXLAN/EVPN Overlay

Enable PIM-SM/IGMP snooping in the VXLAN Overlay

IPv6 VXLAN/EVPN Overlay Support

Enables IPv6 traffic over the VXLAN overlay

VXLAN Distributed Anycast Gateway

Addressing mechanism that enables the use of the same gateway IP addresses across all the leaf switches part of a VXLAN network

VXLAN ARP/ND Suppression

Allows minimization of ARP and ND traffic flooding within individual VXLAN segments, thus optimizing the VXLAN network

Dynamic Segmentation

VXLAN GBP and Role-based Policies

- Enables micro segmentation and role-based policies across the VXLAN overlay

Dual VTEP termination and VXLAN GBP relay

Reserved GBP Tag for Infrastructure (Switch Generated) Traffic

- Allows stub fabric extender VTEPs to relay VXLAN GBP between static and dynamic VXLAN tunnels

Troubleshooting on the Overlay

- Supports ping over VXLAN for IPv4 and IPv6
- Supports traceroute over VXLAN for IPv4 and IPv6 Services on the Overlay
- Supports RADIUS server over VXLAN for IPv4 and IPv6
- IPv4 DHCP relay over VXLAN for non-default VRF
- Route-leaking to/from default VRF

Layer 3 Services

Address Resolution Protocol (ARP)

- Determines the MAC address of another IP host in the same subnet; supports static ARPs
- Gratuitous ARP allows detection of duplicate IP addresses
- Proxy ARP allows normal ARP operation between subnets or when subnets are separated by a Layer 2 network

IP Directed Broadcast

Supports directed broadcast on configured network subnets

Multi-fabric GPO

Enables GPO for multi-fabric unicast traffic

Dynamic Host Configuration Protocol (DHCP)

- DHCP services are offered within a client network to simplify network management
- DHCP Relay enables DHCP operation across subnets



Standard Features

DHCP Server

Supports DHCP services (for IPv4 and IPv6) in customer networks
Support for DHCP smart relay

DHCP Relay Coexistence with Server

Allows DHCP relay coexistence with DHCP server for both IPv4 and IPv6

Domain Name System (DNS)

Provides a distributed database that translates domain names and IP addresses, which simplifies network design; supports client and server

Layer 3 Routing

Static IPv4 routing

Provides simple manually configured IPv4 routing

Sub-interface

- Allows multiple IP addresses on a single routed interface.
- Supports unicast and multicast routing for both IPv4 and IPv6
- Supports OSPF, BGP and PIM for both IPv4 and IPv6
- Supported on RoP, L3 lags and Hydra interfaces
- Network Load Balancing (NLB)
- PBR and Ingress Policy support

Open Shortest Path First (OSPF)

Delivers faster convergence; uses link-state routing Interior Gateway Protocol (IGP), which supports ECMP, NSSA, and MD5 authentication for increased security and graceful restart for faster failure recovery

Configurable OSPF distance for type-5 LSA.

Configurable default-metric for OSPF default-information guide.

Loopback IP Redistribution in OSPF

Allows redistribution of IPv4 and IPv6 addresses of loopback interface in OSPFv2/v3

Border Gateway Protocol 4 (BGP-4)

Delivers an implementation of the Exterior Gateway Protocol (EGP) utilizing path vectors; uses TCP for enhanced reliability for the route discovery process; reduces bandwidth consumption by advertising only incremental updates; supports extensive policies for increased flexibility; scales to very large networks

MPLS, L3 VPN PE to CE routing, ECMP

Dynamic BGP peering

Simplifies BGP configuration for ZTP scenarios and enables CX for Azure stack integration

Routing Information Protocol version 2 (RIPv2)

Easy to configure routing protocol for small networks relying on User Datagram Protocol (UDP)

Routing Information Protocol Next Generation (RIPng)

Extension of RIPv2 for support of IPv6 networking

Multiprotocol BGP (MP-BGP) with IPv6 Address Family

Enables sharing of IPv6 routes using BGP and connections to BGP peers using IPv6

Policy Based Routing (PBR)

Enables using a classifier to select traffic that can be forwarded based on policy set by the network administrator



Standard Features

6in4 Tunnels

Supports the tunneling of IPv6 traffic in an IPv4 network
32 way Equal-cost multi-path routing (ECMP)

IP Performance Optimization

Provides a set of tools to improve the performance of IPv4 networks; includes directed broadcasts, customization of TCP parameters, support of ICMP error packets, and extensive display capabilities

Static IPv6 Routing

Provides simple manually configured IPv6 routing

Dual IP stack

Maintains separate stacks for IPv4 and IPv6 to ease the transition from an IPv4-only network to an IPv6-only network design

OSPFv3

Provides OSPF support for IPv6

Equal-Cost Multipath (ECMP)

Enables multiple equal-cost links in a routing environment to increase link redundancy and scale bandwidth

Generic Routing Encapsulation (GRE)

Enables tunneling traffic from site to site over a Layer 3 path

Visibility

CX Edge Insights

Upgrade the active, perpetual CX Foundation license to the term based CX Advanced license to unlock deep visibility with CX Edge Insights for application recognition, identification, and flow capture from layer 4 to layer 7. CX Edge Insights enables granular datapoint collection with search, sort and reporting as well as the ability to recognize 22 categories and more than 3700 applications.

Security

TAA Compliance

The CX 8360 v2 Switch Series with AOS-CX, a TAA compliant product, uses FIPS 140-2 validated cryptography for protection of sensitive information

Federal Certification

Compliant with DoDIN, APL, NDcPP, FIPS, and USGv6 requirements for federal certifications.

Access control list (ACL) Features

- Supports powerful ACLs for both IPv4 and IPv6. Supports creation of object groups representing sets of devices like IP addresses. For instance, IT management devices could be grouped in this way.
- ACLs can also protect control plane services such as SSH, SNMP, NTP or web servers.
- 802.1x, Mac-auth, LUR, DUR, Port-Access Policy, Static Port Filtering
- MAC lockdown, MAC lockout, sticky MAC

Private VLAN

Enables traffic isolation for users on the same VLAN
Support for isolated, community and primary VLANs
VSF, L3-Mcast, IGMP snooping, MLD snooping, ACL/QoS interop, L3 unicast (BGP, IPDB, L3 addressing, static routes)
VSX support

Enrollment Over Secure Transport (EST)

Enables secure certificate enrollment, allowing for easier enterprise management of PKI



Standard Features

Remote Authentication Dial-In User Service (RADIUS)

Eases security access administration by using a password authentication server

- RADIUS Port-Access (Accounting, Tracking, CoA, v4/v6, Dead Only Server Tracking)

Terminal Access Controller Access-Control System (TACACS+)

Delivers an authentication tool using TCP with encryption of the full authentication request, providing additional security

RadSec

Enable RADIUS authentication and accounting data to be passed safely and reliably across insecure networks such as the internet

Management Access Security

- AOS-CX provides for both on-box as well as off-box authentication for administrative access. RADIUS or TACACS+ can be used to provide encrypted user authentication
- Additionally, TACACS+ can also provide user authorization services
- Dot1x supplicant: support for EAP-TLS

Secure shell (SSHv2)

Uses external servers to securely log in to a remote device; with authentication and encryption, it protects against IP spoofing and plain-text password interception; increases the security of Secure FTP (SFTP) transfers

MACsec

High level encryption from AES128 and AES256 with 2SAK as well as 4SAK mode of Static Key provisioning enabling secure communication for all traffic on Ethernet links

Multicast

Internet Group Management Protocol (IGMP)

Enables establishing multicast group memberships in IPv4 networks; supports IGMPv1, v2, and v3

PIM Multicast Boundary (v4)

VSX Graceful shutdown for IGMP/MLD Multicast NSF

Multicast Listener Discovery (MLD)

Enables discovery of IPv6 multicast listeners; supports MLDv1 and v2

ROP Extension for VSX Border Leaf (Centralized/Distributed)

PIM-SSM

- ACL Support to define the PIM-SSM ranges
- VSX, IPv6, IGMPv3 for IPv4, MSDP and PIM-SSM interaction

Anycast RP

Two or more RPs configured with same /32 Host IP address on loopback interfaces. All the downstream routers will be configured to point to Anycast RP address for multicast routes. Device will automatically select the closest RP for each source and receiver. If equal costs routes exist, the process of registering the sources will be shared equally by all the RPs in the network.

Multicast Service Delivery Protocol (MSDP)

Efficiently routes multicast traffic through core networks

MSDP Mesh Groups

MSDP used for Anycast RP is an intradomain feature that provides redundancy and load-sharing capabilities. When MSDP mesh groups are used, SA messages are not flooded to other mesh group peers. When an MSDP peer in a group receives an SA message from another MSDP peer in the group, it assumes that this SA message was sent to all the other MSDP peers in the group. It also eliminates RPF checks on arriving SA messages. With MSDP mesh group configured, SA messages are always accepted from mesh group peer.



Standard Features

PIM-Dense Mode

Floods multicast traffic to every corner of the network (push-model). Method is for delivering data to receivers without receivers requesting the data. Can be efficient in certain deployments in which there are active receivers on every subnet in the network. Branches without downstream receivers are pruned from the forwarding trees.

FastLeave (FL) and Forced-FastLeave (FFL)

FL and FFL for IGMP/MLD speeds up the process of blocking unnecessary Multicast traffic to a switch port that is connected to end nodes for IGMP. They help to eliminate the CPU overhead of having to generate an IGMP/MLD Group-Specific Query message.

Network Load Balancer (NLB)

- Supported for server applications
- Load balancing technology for server clustering developed on Microsoft Windows Server
- Supports load sharing and redundancy among servers within a cluster

IGMP/MLD Snooping

Prevent flooding of multicast traffic to non-listening ports

Protocol Independent Multicast (PIM)

Protocol Independent Multicast for IPv4 and IPv6 supports one-to-many and many-to-many media casting use cases such as IPTV over IPv4 and IPv6 networks. Support for PIM Sparse Mode (PIM-SM, IPv4 and IPv6).

Additional information

Green initiative support

Provides support for RoHS (EN 50581:2012) regulations

Korea Government Security Features

- Ensure configuration integrity
- Limit concurrent users for web access

Analytics

- AIOPS - NAE Agent & Engine Improvements – Unicast Routing
- AIOPS - NAE Agent & Engine Improvements – Client Services

Customer First, Customer Last Support

When your network is important to your business, then your business needs the backing of Support Services. Partner with HPE Aruba Networking product experts to increase your team productivity, keep pace with technology advances, software releases, and obtain break-fix support.

Foundation Care for HPE Aruba Networking support services include priority access to Technical Assistance Center(TAC) engineers 24x7x365, flexible hardware and onsite support options, and total coverage for HPE Aruba Networking products. HPE Aruba Networking switches with assigned HPE Aruba Networking Central subscriptions benefit with option for additional hardware support only.

HPE Aruba Networking Pro Care adds fast access to senior TAC engineers, who are assigned as a single point of contact for case management, reducing the time spent addressing and resolving issues.

For complete details on Foundation Care and HPE Aruba Networking Pro Care, please visit:

<https://www.hpe.com/us/en/networking/hpe-aruba-networking-support-services.html>



Standard Features

Warranty, Services And Support Limited Lifetime Warranty

For **Support and Services** information, visit

<https://www.hpe.com/us/en/networking/hpe-aruba-networking-support-services.html>

For **Global Services** information, see [HPE Aruba Networking services | HPE](#)

03-Mar-2025



Configuration Information

BTO Models

Rule #	Description	SKU
1, 2, 3, 4, 5, 6, 7, 8, 9, 10, 12	<p>HPE Aruba Networking CX 8360-32Y4C v2 32p 25G SFP+/28 4 Sec 4p 100G QSFP+/28 FB 3 Fans 2 AC Bdl</p> <ul style="list-style-type: none"> Includes 2 Port-to-Power Power Units (JL600A) Includes 3 Port-to-Power Fan Trays (JL714A) 2 Post Rack Kit included Min=0 \ Max= 28 SFP/SFP+/SFP28 1/10/25G Transceivers, ports 5-32 OR Min=0 \ Max= 14 SFP56 50G Transceivers, ports 6-32,(even# only) for every 1 or 2 SFP56 ports enabled, disable qty 2 ports Min=0 \ Max= 4 SFP+/SFP28 10/25G Transceivers with MACsec, port 1-4 Min=0 \ Max = 4 QSFP+/QSFP28 40/100G Transceivers QSA28 Adapter Min=0 \ Max=2, ports 34/35 (rule7) 1U - Height 	JL700C
	<p>HPE Aruba Networking 8360-32Y4C v2 32p 25G SFP28 4Sec 4p 100G QSFP28 FB 3 Fans 2AC Bundle PDU</p> <ul style="list-style-type: none"> C13 PDU Jumper Cord (NA/MEX/TW/JP) (J9943A C15 equivalent) 	JL700C#B2B
	<p>HPE Aruba Networking 8360-32Y4C v2 32p 25G SFP28 4Sec 4p 100G QSFP28 FB 3 Fans 2AC Bundle PDU</p> <ul style="list-style-type: none"> C13 PDU Jumper Cord (ROW) (J9944A C15 equivalent) 	JL700C#B2C
	<p>HPE Aruba Networking 8360-32Y4C v2 32p 25G SFP28 4Sec 4p 100G QSFP28 FB 3 Fans 2AC Bundle 220v</p> <ul style="list-style-type: none"> HPE 2.3m C13 to NEMA 6-15P Pwr Cord(J9936A) 	JL700C#B2E
	<p>HPE Aruba Networking 8360-32Y4C v2 32p 25G SFP28 4Sec 4p 100G QSFP28 FB 3 Fans 2AC Bundle NoLoc</p> <ul style="list-style-type: none"> No Localized Power Cord Selected. Use J9955A to obtain a Locking Plug Power Cord (L6-20P) 	JL700C#AC3
1, 2, 3, 4, 5, 6, 7, 8, 9, 10, 12	<p>HPE Aruba Networking CX 8360-32Y4C v2 32p 25G SFP+/28 4 Sec 4p 100G QSFP+/28 BF 3 Fans 2 AC Bdl</p> <ul style="list-style-type: none"> Includes 2 Power-to-Port Power Units (JL712A) Includes 3 Power-to-Port Fan Trays (JL715A) 2 Post Rack Kit included Min=0 \ Max= 28 SFP/SFP+/SFP28 1/10/25G Transceivers, ports 5-32 OR Min=0 \ Max= 14 SFP56 50G Transceivers, ports 6-32 (even# only), for every 1 or 2 SFP56 ports enabled, disable qty 2 ports Min=0 \ Max= 4 SFP+/SFP28 10/25G Transceivers with MACsec, ports 1-4 Min=0 \ Max = 4 QSFP+/QSFP28 40/100G Transceivers QSA28 Adapter Min=0 \ Max=2, ports 34/35 (rule7) 1U - Height 	JL701C
	<p>HPE Aruba Networking 8360-32Y4C v2 32p 25G SFP28 4Sec 4p 100G QSFP28 BF 3 Fans 2AC Bundle PDU</p> <ul style="list-style-type: none"> C13 PDU Jumper Cord (NA/MEX/TW/JP) (J9943A C15 equivalent) 	JL701C#B2B
	<p>HPE Aruba Networking 8360-32Y4C v2 32p 25G SFP28 4Sec 4p 100G QSFP28 BF 3 Fans 2AC Bundle PDU</p> <ul style="list-style-type: none"> C13 PDU Jumper Cord (ROW) (J9944A C15 equivalent) 	JL701C#B2C
	<p>HPE Aruba Networking 8360-32Y4C v2 32p 25G SFP28 4Sec 4p 100G QSFP28 BF 3 Fans 2AC Bundle 220v</p> <ul style="list-style-type: none"> HPE 2.3m C13 to NEMA 6-15P Pwr Cord(J9936A) 	JL701C#B2E
	<p>HPE Aruba Networking 8360-32Y4C v2 32p 25G SFP28 4Sec 4p 100G QSFP28 BF 3 Fans 2AC Bundle NoLoc</p> <ul style="list-style-type: none"> No Localized Power Cord Selected. Use J9955A to obtain a Locking Plug Power Cord (L6-20P) 	JL701C#AC3

Configuration Information

Rule #	Description	SKU
1, 2, 3, 4, 5, 6, 7, 8, 9, 10, 12	<p>HPE Aruba Networking CX 8360-16Y2C v2 16p 25G SFP/SFP+/SFP28 2p 100G QSFP+/28 FB 3 Fans 2 AC Bdl</p> <ul style="list-style-type: none"> Includes 2 Port-to-Power Power Units (JL600A) Includes 3 Port-to-Power Fan Trays (JL714A) 2 Post Rack Kit included Min=0 \ Max= 16 SFP/SFP+/SFP28 1/10/25G Transceivers OR Min=0 \ Max= 8 SFP56 50G Transceivers, ports 2-16 (even# only), for every 1 or 2 SFP56 ports enabled, disable qty 2 ports Min=0 \ Max = 2 QSFP+/QSFP28 40/100G Transceivers QSA28 Adapter Min=0 \ Max=1, ports 17 (rule7) 1U - Height 	JL702C
	<p>HPE Aruba Networking 8360-16Y2C v2 16p 25G SFP28 2p 100G QSFP28 FB 3 Fans 2AC Bundle PDU</p> <ul style="list-style-type: none"> C13 PDU Jumper Cord (NA/MEX/TW/JP) (J9943A C15 equivalent) 	JL702C#B2B
	<p>HPE Aruba Networking 8360-16Y2C v2 16p 25G SFP28 2p 100G QSFP28 FB 3 Fans 2AC Bundle PDU</p> <ul style="list-style-type: none"> C13 PDU Jumper Cord (ROW) (J9944A C15 equivalent) 	JL702C#B2C
	<p>HPE Aruba Networking 8360-16Y2C v2 16p 25G SFP28 2p 100G QSFP28 FB 3 Fans 2AC Bundle 220v</p> <ul style="list-style-type: none"> HPE 2.3m C13 to NEMA 6-15P Pwr Cord(J9936A) 	JL702C#B2E
	<p>HPE Aruba Networking 8360-16Y2C v2 16p 25G SFP28 2p 100G QSFP28 FB 3 Fans 2AC Bundle NoLoc</p> <ul style="list-style-type: none"> No Localized Power Cord Selected. Use J9955A to obtain a Locking Plug Power Cord (L6-20P) 	JL702C#AC3
1, 2, 3, 4, 5, 6, 7, 8, 9, 10, 12	<p>HPE Aruba Networking CX 8360-16Y2C v2 16p 25G SFP/SFP+/SFP28 2p 100G QSFP+/28 BF 3 Fans 2 AC Bdl</p> <ul style="list-style-type: none"> Includes 2 Power-to-Port Power Units (JL712A) Includes 3 Power-to-Port Fan Trays (JL715A) 2 Post Rack Kit included Min=0 \ Max= 16 SFP/SFP+/SFP28 1/10/25G Transceivers OR Min=0 \ Max= 8 SFP56 50G Transceivers, ports 2-16 (even# only), for every 1 or 2 SFP56 ports enabled, disable qty 2 ports Min=0 \ Max = 2 QSFP+/QSFP28 40/100G Transceivers QSA28 Adapter Min=0 \ Max=1, ports 17 (rule7) 1U - Height 	JL703C
	<p>HPE Aruba Networking 8360-16Y2C v2 16p 25G SFP28 2p 100G QSFP28 BF 3 Fans 2AC Bundle PDU</p> <ul style="list-style-type: none"> C13 PDU Jumper Cord (NA/MEX/TW/JP) (J9943A C15 equivalent) 	JL703C#B2B
	<p>HPE Aruba Networking 8360-16Y2C v2 16p 25G SFP28 2p 100G QSFP28 BF 3 Fans 2AC Bundle PDU</p> <ul style="list-style-type: none"> C13 PDU Jumper Cord (ROW) (J9944A C15 equivalent) 	JL703C#B2C
	<p>HPE Aruba Networking 8360-16Y2C v2 16p 25G SFP28 2p 100G QSFP28 BF 3 Fans 2AC Bundle 220v</p> <ul style="list-style-type: none"> HPE 2.3m C13 to NEMA 6-15P Pwr Cord(J9936A) 	JL703C#B2E
	<p>HPE Aruba Networking 8360-16Y2C v2 16p 25G SFP28 2p 100G QSFP28 BF 3 Fans 2AC Bundle NoLoc</p> <ul style="list-style-type: none"> No Localized Power Cord Selected. Use J9955A to obtain a Locking Plug Power Cord (L6-20P) 	JL703C#AC3

Configuration Information

Rule #	Description	SKU
1, 2, 3, 4, 5, 6, 7, 8, 9, 10, 12, 13	<p>HPE Aruba Networking CX 8360-48Y6C v2 48p 25G SFP+/28 4 Sec 6p 100G QSFP+/28 2 Sec FB 5Fs 2 AC Bdl</p> <ul style="list-style-type: none"> Includes 2 Port-to-Power Power Units (JL601A) Includes 5 Port-to-Power Fan Trays (JL714A) 2 Post Rack Kit included 4 ports of 10GbE/25GbE (SFP+/SFP28) with MACsec OR Min=0 \ Max= 22 SFP56 50G Transceivers, ports 6-48 (even# only), for every 1 or 2 SFP56 ports enabled, disable qty 2 ports Min=0 \ Max = 6 QSFP+/QSFP28 40/100G Transceivers QSA28 Adapter Min=0 \ Max=4, ports 49,50,52,53 (rule7) 1U - Height 	JL704C
	<p>HPE Aruba Networking 8360-48Y6C v2 48p 25G SFP28 4Sec 6p 100G QSFP28 2Sec FB 5 Fans 2AC Bundle PDU</p> <ul style="list-style-type: none"> C15 PDU Jumper Cord (NA/MEX/TW/JP) (J9943A C15 equivalent) 	JL704C#B2B
	<p>HPE Aruba Networking 8360-48Y6C v2 48p 25G SFP28 4Sec 6p 100G QSFP28 2Sec FB 5 Fans 2AC Bundle PDU</p> <ul style="list-style-type: none"> C15 PDU Jumper Cord (ROW) (J9944A C15 equivalent) 	JL704C#B2C
	<p>HPE Aruba Networking 8360-48Y6C v2 48p 25G SFP28 4Sec 6p 100G QSFP28 2Sec FB 5 Fans 2AC Bundle 220v</p> <ul style="list-style-type: none"> HPE 2.3m C15 to NEMA 6-15P Pwr Cord(J9936A) 	JL704C#B2E
	<p>HPE Aruba Networking 8360-48Y6C v2 48p 25G SFP28 4Sec 6p 100G QSFP28 2Sec FB 5 Fans 2AC Bundle NoLoc</p> <ul style="list-style-type: none"> No Localized Power Cord Selected. Use J9955A to obtain a Locking Plug Power Cord (L6-20P) 	JL704C#AC3
1, 2, 3, 4, 5, 6, 7, 8, 9, 10, 12, 13	<p>HPE Aruba Networking CX 8360-48Y6C v2 48p 25G SFP28 4Sec 6p 100G QSFP+ 2Sec BF 5 Fans 2AC Bundle</p> <ul style="list-style-type: none"> Includes 2 Power-to-Port Power Units (JL713A) Includes 5 Power-to-Port Fan Trays (JL715A) 2 Post Rack Kit included Min=0 \ Max= 44 SFP/SFP+/SFP28 1/10/25G Transceivers, ports 5-48 Min=0 \ Max= 4 SFP+/SFP28 10/25G Transceivers, ports 1-4 OR Min=0 \ Max= 22 SFP56 50G Transceivers, ports 6-48 (even# only), for every 1 or 2 SFP56 ports enabled, disable qty 2 ports+F173 Min=0 \ Max = 6 QSFP+/QSFP28 40/100G Transceivers QSA28 Adapter Min=0 \ Max=4, ports 49,50,52,53 (rule7) 1U - Height 	JL705C
	<p>HPE Aruba Networking 8360-48Y6C v2 48p 25G SFP28 4Sec 6p 100G QSFP+ 2Sec BF 5 Fans 2AC Bundle PDU</p> <ul style="list-style-type: none"> C15 PDU Jumper Cord (NA/MEX/TW/JP) (J9943A C15 equivalent) 	JL705C#B2B
	<p>HPE Aruba Networking 8360-48Y6C v2 48p 25G SFP28 4Sec 6p 100G QSFP+ 2Sec BF 5 Fans 2AC Bundle PDU</p> <ul style="list-style-type: none"> C15 PDU Jumper Cord (ROW) (J9944A C15 equivalent) 	JL705C#B2C
	<p>HPE Aruba Networking 8360-48Y6C v2 48p 25G SFP28 4Sec 6p 100G QSFP+ 2Sec BF 5 Fans 2AC Bundle 220v</p> <ul style="list-style-type: none"> HPE 2.3m C15 to NEMA 6-15P Pwr Cord(J9936A) 	JL705C#B2E
	<p>HPE Aruba Networking 8360-48Y6C v2 48p 25G SFP28 4Sec 6p 100G QSFP+ 2Sec BF 5 Fans 2AC Bundle NoLoc</p> <ul style="list-style-type: none"> No Localized Power Cord Selected. Use J9955A to obtain a Locking Plug Power Cord (L6-20P) 	JL705C#AC3

Configuration Information

Rule #	Description	SKU
4, 5, 6, 7, 12	<p>HPE Aruba Networking CX 8360-48XT4C v2 48p 1G/10GBase-T 4p 100G QSFP28 FB 3 Fans 2AC Bundle</p> <ul style="list-style-type: none"> Includes 2 Port-to-Power Power Units (JL600A) Includes 3 Port-to-Power Fan Trays (JL714A) 2 Post Rack Kit included Min=0 \ Max = 4 QSFP+/QSFP28 40/100G Transceivers QSA28 Adapter Min=0 \ Max=2, ports 50/51 (rule7) 1U - Height <p>HPE Aruba Networking 8360-48XT4C v2 48p 1G/10GBase-T 4p 100G QSFP28 FB 3 Fans 2AC Bundle PDU</p> <ul style="list-style-type: none"> C13 PDU Jumper Cord (NA/MEX/TW/JP) (J9943A C15 equivalent) <p>HPE Aruba Networking 8360-48XT4C v2 48p 1G/10GBase-T 4p 100G QSFP28 FB 3 Fans 2AC Bundle PDU</p> <ul style="list-style-type: none"> C13 PDU Jumper Cord (ROW) (J9944A C15 equivalent) <p>HPE Aruba Networking 8360-48XT4C v2 48p 1G/10GBase-T 4p 100G QSFP28 FB 3 Fans 2AC Bundle 220v</p> <ul style="list-style-type: none"> HPE 2.3m C13 to NEMA 6-15P Pwr Cord(J9936A) <p>HPE Aruba Networking 8360-48XT4C v2 48p 1G/10GBase-T 4p 100G QSFP28 FB 3 Fans 2AC Bundle NoLoc</p> <ul style="list-style-type: none"> No Localized Power Cord Selected. Use J9955A to obtain a Locking Plug Power Cord (L6-20P) 	JL706C
4, 5, 6, 7, 12	<p>HPE Aruba Networking CX 8360-48XT4C v2 48p 1G/10GBase-T 4p 100G QSFP28 BF 3 Fans 2AC Bundle</p> <ul style="list-style-type: none"> Includes 2 Power-to-Port Power Units (JL712A) Includes 3 Power-to-Port Fan Trays (JL715A) 2 Post Rack Kit included Min=0 \ Max = 4 QSFP+/QSFP28 40/100G Transceivers QSA28 Adapter Min=0 \ Max=2, ports 50/51 (rule7) 1U - Height <p>HPE Aruba Networking 8360-48XT4C v2 48p 1G/10GBase-T 4p 100G QSFP28 BF 3 Fans 2AC Bundle PDU</p> <ul style="list-style-type: none"> C13 PDU Jumper Cord (NA/MEX/TW/JP) (J9943A C15 equivalent) <p>HPE Aruba Networking 8360-48XT4C v2 48p 1G/10GBase-T 4p 100G QSFP28 BF 3 Fans 2AC Bundle PDU</p> <ul style="list-style-type: none"> C13 PDU Jumper Cord (ROW) (J9944A C15 equivalent) <p>HPE Aruba Networking 8360-48XT4C v2 48p 1G/10GBase-T 4p 100G QSFP28 BF 3 Fans 2AC Bundle 220v</p> <ul style="list-style-type: none"> HPE 2.3m C13 to NEMA 6-15P Pwr Cord(J9936A) <p>HPE Aruba Networking 8360-48XT4C v2 48p 1G/10GBase-T 4p 100G QSFP28 BF 3 Fans 2AC Bundle NoLoc</p> <ul style="list-style-type: none"> No Localized Power Cord Selected. Use J9955A to obtain a Locking Plug Power Cord (L6-20P) 	JL707C
4, 5, 6, 7, 8, 10, 12	<p>HPE Aruba Networking CX 8360-12C v2 12-port 100G QSFP+/QSFP28 Front-to-Back 3 Fans 2 AC Bundle</p> <ul style="list-style-type: none"> Includes 2 Port-to-Power Power Units (JL600A) Includes 3 Port-to-Power Fan Trays (JL714A) 2 Post Rack Kit included Min=0 \ Max = 12 QSFP+/QSFP28 40/100G Transceivers QSA28 Adapter Min=0 \ Max=6, ports 7-12 (rule7) 1U - Height 	JL708C

Configuration Information

Rule #	Description	SKU
	HPE Aruba Networking 8360-12C v2 12-port 100G QSFP+/QSFP28 Front-to-Back 3 Fans 2 AC Bundle PDU	JL708C#B2B
	<ul style="list-style-type: none"> C13 PDU Jumper Cord (NA/MEX/TW/JP) (J9943A C15 equivalent) 	
	HPE Aruba Networking 8360-12C v2 12-port 100G QSFP+/QSFP28 Front-to-Back 3 Fans 2 AC Bundle PDU	JL708C#B2C
	<ul style="list-style-type: none"> C13 PDU Jumper Cord (ROW) (J9944A C15 equivalent) 	
	HPE Aruba Networking 8360-12C v2 12-port 100G QSFP+/QSFP28 Front-to-Back 3 Fans 2 AC Bundle 220v	JL708C#B2E
	<ul style="list-style-type: none"> HPE 2.3m C13 to NEMA 6-15P Pwr Cord(J9936A) 	
	HPE Aruba Networking 8360-12C v2 12-port 100G QSFP+/QSFP28 Front-to-Back 3 Fans 2 AC Bundle NoLoc	JL708C#AC3
	<ul style="list-style-type: none"> No Localized Power Cord Selected. Use J9955A to obtain a Locking Plug Power Cord (L6-20P) 	
4, 5, 6, 7, 8, 10,12	HPE Aruba Networking CX 8360-12C v2 12-port 100G QSFP+/QSFP28 Back-to-Front 3 Fans 2 AC Bundle	JL709C
	<ul style="list-style-type: none"> Includes 2 Power-to-Port Power Units (JL712A) Includes 3 Power-to-Port Fan Trays (JL715A) 2 Post Rack Kit included Min=0 \ Max = 12 QSFP+/QSFP28 40/100G Transceivers QSA28 Adapter Min=0 \ Max=6, ports 7-12 (rule7) 1U - Height 	
	HPE Aruba Networking 8360-12C v2 12-port 100G QSFP+/QSFP28 Back-to-Front 3 Fans 2 AC Bundle PDU	JL709C#B2B
	<ul style="list-style-type: none"> C13 PDU Jumper Cord (NA/MEX/TW/JP) (J9943A C15 equivalent) 	
	HPE Aruba Networking 8360-12C v2 12-port 100G QSFP+/QSFP28 Back-to-Front 3 Fans 2 AC Bundle PDU	JL709C#B2C
	<ul style="list-style-type: none"> C13 PDU Jumper Cord (ROW) (J9944A C15 equivalent) 	
	HPE Aruba Networking 8360-12C v2 12-port 100G QSFP+/QSFP28 Back-to-Front 3 Fans 2 AC Bundle 220v	JL709C#B2E
	<ul style="list-style-type: none"> HPE 2.3m C13 to NEMA 6-15P Pwr Cord(J9936A) 	
	HPE Aruba Networking 8360-12C v2 12-port 100G QSFP+/QSFP28 Back-to-Front 3 Fans 2 AC Bundle NoLoc	JL709C#AC3
	<ul style="list-style-type: none"> No Localized Power Cord Selected. Use J9955A to obtain a Locking Plug Power Cord (L6-20P) 	
1, 2, 4, 5, 6, 7, 8, 10,12	HPE Aruba Networking CX 8360-24XF2C v2 24p 10G SFP+ 2p 100G QSFP28 FB 3 Fans 2AC Bundle	JL710C
	<ul style="list-style-type: none"> Includes 2 Port-to-Power Power Units (JL600A) Includes 3 Port-to-Power Fan Trays (JL714A) 2 Post Rack Kit included Min=0 \ Max= 24 SFP/SFP+ 1/10G Transceivers Min=0 \ Max = 2 QSFP+/QSFP28 40/100G Transceivers QSA28 Adapter Min=0 \ Max=1, ports 25 (rule7) 1U - Height 	
	HPE Aruba Networking 8360-24XF2C v2 24p 10G SFP+ 2p 100G QSFP28 FB 3 Fans 2AC Bundle PDU	JL710C#B2B
	<ul style="list-style-type: none"> C13 PDU Jumper Cord (NA/MEX/TW/JP) (J9943A C15 equivalent) 	
	HPE Aruba Networking 8360-24XF2C v2 24p 10G SFP+ 2p 100G QSFP28 FB 3 Fans 2AC Bundle PDU	JL710C#B2C
	<ul style="list-style-type: none"> C13 PDU Jumper Cord (ROW) (J9944A C15 equivalent) 	
	HPE Aruba Networking 8360-24XF2C v2 24p 10G SFP+ 2p 100G QSFP28 FB 3 Fans 2AC Bundle 220v	JL710C#B2E
	<ul style="list-style-type: none"> HPE 2.3m C13 to NEMA 6-15P Pwr Cord(J9936A) 	

Configuration Information

1, 2, 4, 5, 6, 7, 8, 10, 12	HPE Aruba Networking 8360-24XF2C v2 24p 10G SFP+ 2p 100G QSFP28 FB 3 Fans 2AC Bundle NoLoc	JL710C#AC3
	<ul style="list-style-type: none"> No Localized Power Cord Selected. Use J9955A to obtain a Locking Plug Power Cord (L6-20P) 	
	HPE Aruba Networking CX 8360-24XF2C v2 24p 10G SFP+ 2p 100G QSFP28 BF 3 Fans 2 AC Bundle	JL711C
	<ul style="list-style-type: none"> Includes 2 Power-to-Port Power Units (JL712A) Includes 3 Power-to-Port Fan Trays (JL715A) 2 Post Rack Kit included Min=0 \ Max= 24 SFP/SFP+ 1/10G Transceivers Min=0 \ Max = 2 QSFP+/QSFP28 40/100G Transceivers QSA28 Adapter Min=0 \ Max=1, ports 25 (rule7) 1U - Height 	
	HPE Aruba Networking 8360-24XF2C v2 24p 10G SFP+ 2p 100G QSFP28 BF 3 Fans 2 AC Bundle PDU	JL711C#B2B
	<ul style="list-style-type: none"> C13 PDU Jumper Cord (NA/MEX/TW/JP) (J9943A C15 equivalent) 	
	HPE Aruba Networking 8360-24XF2C v2 24p 10G SFP+ 2p 100G QSFP28 BF 3 Fans 2 AC Bundle PDU	JL711C#B2C
	<ul style="list-style-type: none"> C13 PDU Jumper Cord (ROW) (J9944A C15 equivalent) 	
	HPE Aruba Networking 8360-24XF2C v2 24p 10G SFP+ 2p 100G QSFP28 BF 3 Fans 2 AC Bundle 220v	JL711C#B2E
	<ul style="list-style-type: none"> HPE 2.3m C13 to NEMA 6-15P Pwr Cord(J9936A) 	
	HPE Aruba Networking 8360-24XF2C v2 24p 10G SFP+ 2p 100G QSFP28 BF 3 Fans 2 AC Bundle NoLoc	JL711C#AC3
	<ul style="list-style-type: none"> No Localized Power Cord Selected. Use J9955A to obtain a Locking Plug Power Cord (L6-20P) 	

Configuration Rules

Rule #	Description	SKU
1	The following Transceivers install into this Module: (Use BTO only when adding to switch)	
	HPE Aruba Networking 1G SFP LC SX 500m OM2 MMF Transceiver	J4858D
	HPE Aruba Networking 1G SFP LC LX 10km SMF Transceiver	J4859D
	HPE Aruba Networking 1G SFP LC LH 70km SMF Transceiver	J4860D
	HPE Aruba Networking 1G SFP RJ45 100m Cat5e Transceiver	J8177E
	HPE Aruba Networking 1G SFP LC SX 500m MMF TAA Transceiver	JL745A
	HPE Aruba Networking 1G SFP LC LX 10km SMF TAA Transceiver	JL746A
	HPE Aruba Networking 1G SFP RJ45 100m Cat5e TAA Transceiver	JL747B
2	The following Transceivers install into this Module: (Use BTO only when adding to switch)	
	HPE Aruba Networking 10G SFP+ LC SR 300m OM3 MMF Transceiver	J9150D
	HPE Aruba Networking 10G SFP+ LC LR 10km SMF Transceiver	J9151E
	HPE Aruba Networking 10GBASE-T SFP+ RJ45 30m Cat6A Transceiver	JL563C
	HPE Aruba Networking 10G SFP+ LC ER 40km SMF Transceiver	J9153D
	HPE Aruba Networking 10G SFP+ LC SR 300m MMF TAA Transceiver	JL748A
	HPE Aruba Networking 10G SFP+ LC LR 10km SMF TAA Transceiver	JL749A
	HPE Aruba Networking 10G SR SFP+ LC 400m OM4 MMF C-Class Transceiver	S2P30A
	HPE Aruba Networking 10G LR SFP+ LC 10km SMF C-Class Transceiver	S2P31A
	HPE Aruba Networking 10G ER SFP+ LC 40km SMF C-Class Transceiver	S2P32A
	HPE Aruba Networking 10G SFP+ to SFP+ 1m Direct Attach Copper Cable	J9281D
3	The following Transceivers install into this Module: (Use BTO only when adding to switch)	
	HPE Aruba Networking 25G ER LC 40km SMF Transceiver	SOV69A
	HPE Aruba Networking 25G BiDi 10km-Downstream 1330/1270 Transceiver	S1C96A
	HPE Aruba Networking 25G BiDi 10km-Upstream 1270/1330 Transceiver	S1C98A
	HPE Aruba Networking 25G SFP28 LC SR 100m MMF Transceiver	JL484A
	HPE Aruba Networking 25G SFP28 LC eSR 400m MMF Transceiver	JL485A

Configuration Information

	HPE Aruba Networking 25G SFP28 LC LR 10km SMF Transceiver	JL486A
	HPE Aruba Networking 25G LR SFP28 LC 10km SMF TAA Transceiver	S2N63A
	HPE Aruba Networking 25G SR SFP28 LC 100m MMF C-Class Transceiver	S2P33A
	HPE Aruba Networking 25G LR SFP28 LC 10km SMF C-Class Transceiver	S2P34A
	HPE Aruba Networking 25G SFP28 to SFP28 0.65m Direct Attach Cable	JL487A
	HPE Aruba Networking 25G SFP28 to SFP28 3m Direct Attach Copper Cable	JL488A
	HPE Aruba Networking 25G SFP28 to SFP28 5m Direct Attach Copper Cable	JL489A
	HPE 25Gb SFP28 to SFP28 3m Direct Attach Copper Cable	844477-B21
	HPE 25Gb SFP28 to SFP28 5m Direct Attach Copper Cable	844480-B21
	HPE Aruba Networking 25G SFP28 to SFP28 3m Active Optical Cable	ROM44A
	HPE Aruba Networking 25G SFP28 to SFP28 7m Active Optical Cable	ROM45A
	HPE Aruba Networking 25G SFP28 to SFP28 15m Active Optical Cable	ROZ21A
4	The following Transceivers install into this Module: (Use BTO only when adding to switch)	
	HPE Aruba Networking 40G QSFP+ LC Bidirectional 150m MMF 2-strand Transceiver	JL308A
	HPE Networking X142 40G QSFP+ MPO SR4 Transceiver	JH231A
	HPE Networking X142 40G QSFP+ LC LR4 SM Transceiver	JH232A
	HPE Networking X142 40G QSFP+ MPO eSR4 300M Transceiver	JH233A
	HPE Aruba Networking 40G QSFP+ LC ER4 40km SMF Transceiver	Q9G82A
	HPE Aruba Networking 40G QSFP+ to QSFP+ 7m Active Optical Cable	ROZ22A
	HPE Aruba Networking 40G QSFP+ to QSFP+ 15m Active Optical Cable	ROZ23A
	HPE Aruba Networking 40G QSFP+ to QSFP+ 30m Active Optical Cable	ROZ24A
	HPE Networking X242 40G QSFP+ to QSFP+ 1m Direct Attach Copper Cable	JH234A
	HPE Networking X242 40G QSFP+ to QSFP+ 3m Direct Attach Copper Cable	JH235A
	HPE Networking X242 40G QSFP+ to QSFP+ 5m Direct Attach Copper Cable	JH236A
5	The following Transceivers install into this Module: (Use BTO only when adding to switch)	
	HPE Aruba Networking 100G SR1.2 QSFP28 LC 100m MMF Transceiver	S4B44A
	HPE Aruba Networking 100G DR QSFP28 LC 500m SMF Transceiver	S3N88A
	HPE Aruba Networking 100G LR QSFP28 LC 10km SMF Transceiver	S3N89A
	HPE Aruba Networking 100G SR2 MPO QSFP28 100m MMF Transceiver	S1C93A
	HPE Aruba Networking 100G QSFP28 LC ER4L 40km SMF Transceiver	JL743A
	HPE Aruba Networking 100G QSFP28 MPO SR4 100m 12-fiber MPO OM3 MMF Transceiver	JL309A
	HPE Aruba Networking 100G QSFP28 LC CWDM4 2km SMF Transceiver	ROZ30A
	HPE Aruba Networking 100G QSFP28 LC LR4 10km SMF 2-strand Transceiver	JL310A
	HPE 100Gb QSFP28 Bidirectional Transceiver	845972-B21
	HPE Aruba Networking 100G QSFP28 LC FR1 SMF 2km Transceiver	R9B63A
	HPE Aruba Networking 100G QSFP28 to QSFP28 1m Direct Attach Copper Cable	ROZ25A
	HPE Aruba Networking 100G QSFP28 to QSFP28 3m Direct Attach Copper Cable	JL307A
	HPE Aruba Networking 100G QSFP28 to QSFP28 5m Direct Attach Copper Cable	ROZ26A
	HPE Aruba Networking 100G QSFP28 to QSFP28 2m Active Optical Cable	JL856A
	HPE Aruba Networking 100G QSFP28 to QSFP28 7m Active Optical Cable	ROZ27A
	HPE Aruba Networking 100G QSFP28 to QSFP28 15m Active Optical Cable	ROZ28A
	HPE Aruba Networking 100G QSFP28 to QSFP28 30m Active Optical Cable	ROZ29A
6	Localization required on orders without #B2B, #B2C, #B2E, or #AC3 options.	
7	If qty1 of the following QSA28 Adapter(845970-B21) is selected, then increase max SFP28 Port qty by 1 and allow user selection of the following SFP Transceivers. Refer to qty and port restrictions for individual Switch in the "Additional Info" sections: (Use BTO only when adding this QSA28 Adapter)	
	HPE Aruba Networking 10G SFP+ LC SR 300m OM3 MMF Transceiver	J9150D
	HPE Aruba Networking 10G SFP+ LC LR 10km SMF Transceiver	J9151E
	HPE Aruba Networking 10G SFP+ LC ER 40km SMF Transceiver	J9153D
	HPE Aruba Networking 10G SFP+ LC SR 300m MMF TAA Transceiver	JL748A
	HPE Aruba Networking 10G SFP+ LC LR 10km SMF TAA Transceiver	JL749A
	HPE Aruba Networking 25G SFP28 LC SR 100m MMF Transceiver	JL484A
	HPE Aruba Networking 25G SFP28 LC eSR 400m MMF Transceiver	JL485A

Configuration Information

8	HPE Aruba Networking 25G SFP28 LC LR 10km SMF Transceiver	JL486A
	The following Transceivers install into this Switch: (Use BTO only when adding to switch)	
	HPE BladeSystem c-Class 40G QSFP+ to 4x10G SFP+ 3m Direct Attach Copper Splitter Cable	721064-B21
	HPE BladeSystem c-Class QSFP+ to 4x10G SFP+ 15m Active Optical Cable	721076-B21
	HPE 100Gb QSFP28 to 4x25Gb SFP28 3m Direct Attach Copper Cable	845416-B21
9	HPE QSFP28 to 4x25Gb SFP28 7m Active Optical Cable	845420-B21
	HPE QSFP28 to 4x25Gb SFP28 15m Active Optical Cable	845424-B21
	The following Transceivers install into this Switch: (Use BTO only when adding to switch)	
	HPE Aruba Networking 50G eSR 300m MMF Transceiver	SOV64A
	HPE Aruba Networking 50G LR 10km SMF Transceiver	SOV65A
10	HPE Aruba Networking 50G ER 40km SMF Transceiver	SOV66A
	HPE Aruba Networking 50G BiDi 10km-Downstream 1330/1270 Transceiver	S1C92A
	HPE Aruba Networking 50G BiDi 10km-Upstream 1270/1330 Transceiver	S1C94A
	HPE Aruba Networking 50G SFP56 LC SR 100m MMF Transceiver	ROM48A
	HPE Aruba Networking 50G SFP56 to SFP56 0.65m Direct Attach Copper Cable	ROM46A
12	HPE Aruba Networking 50G SFP56 to SFP56 3m Direct Attach Copper Cable	ROM47A
	The following AOCs install into this Switch: (Use #0D1 for XCVRs or #B01 for Cables since switch is factory racked):	
	HPE Aruba Networking 200G DD-2xQSFP28 100G 3m Active Optic Cable	R9B60A
	HPE Aruba Networking 200G DD-2xQSFP28 100G 7m Active Optic Cable	R9B58A
	HPE Aruba Networking 200G DD-2xQSFP28 100G 15m Active Optic Cable	R9B62A
13	HPE Aruba Networking 200G DD-2xQSFP28 100G 30m Active Optic Cable	R9B61A
	HPE Aruba Networking 200G DD-2xQSFP28 100G 50m Active Optic Cable	R9B59A
	Unbuildable/FAN required, generates CFGU: If order is quoted for India and contains "#B2C" Option, then Display the following:	
	For BTO shipments to India:	
	Please replace <Base Model>#B2C option with <Base Model>#AC3 in the Bill of Materials and add the appropriate INDIA PDU Power Cord below via Ad-Hoc:	
Notes:	HPE Networking 2.0m C13 to C14 PDU India Power Cord	JL671A
	HPE Networking 2.5m C15 to C14 PDU India Power Cord	JL672A
	HPE Networking 2.5m C19 to C20 PDU India Power Cord	JL673A
	For Factory Integration of Power Cord, please add "#0D1" to the Power Cord Sku suffix. (Ex. JL671A#0D1)	
	The following Transceivers install into this Module:(Use BTO only when adding to switch)	
Notes:	HPE Aruba Networking 100M SFP LC FX 2km MMF Transceiver	J9054D
	<ul style="list-style-type: none"> Required Custom Choice (Min1/Max1) Switch/Router/Power Supply to PDU Power Cord - B2B in North America, Mexico, Taiwan, and Japan or B2C ROW. (OCA Default B2B or B2C for Rack Level CTO) Switch/Router/Power Supply to Wall Power Cord - Localized Option (OCA Default for BTO) High Volt Switch/Router/Power Supply to Wall Power Cord - B2E Option. (Offered only in North America, Mexico, Taiwan, and Japan) No Power Cord - AC3 Option 	

Configuration Information

Rack Level Integration CTO Models

Rule #	Description	SKU
1, 2, 3, 4, 5, 6, 7, 8, 9, 10, 11, 12	<p>HPE Aruba Networking CX 8360-32Y4C v2 32p 25G SFP+/28 4 Sec 4p 100G QSFP+/28 FB 3 Fans 2 AC Bdl</p> <ul style="list-style-type: none"> Includes 2 Port-to-Power Power Units (JL600A) Includes 3 Port-to-Power Fan Trays (JL714A) 2 Post Rack Kit included Min=0 \ Max= 28 SFP/SFP+/SFP28 1/10/25G Transceivers, ports 5-32 OR Min=0 \ Max= 14 SFP56 50G Transceivers, ports 6-32 (even# only), for every 1 or 2 SFP56 ports enabled, disable qty 2 ports Min=0 \ Max= 4 SFP+/SFP28 10/25G Transceivers with MACsec, port 1-4 Min=0 \ Max = 4 QSFP+/QSFP28 40/100G Transceivers QSA28 Adapter Min=0 \ Max=2, ports 34/35 (rule7) 1U - Height 	JL700C
	<p>HPE Aruba Networking 8360-32Y4C v2 32p 25G SFP28 4Sec 4p 100G QSFP28 FB 3 Fans 2AC Bundle PDU</p> <ul style="list-style-type: none"> C13 PDU Jumper Cord (NA/MEX/TW/JP) (J9943A C15 equivalent) 	JL700C#B2B
	<p>HPE Aruba Networking 8360-32Y4C v2 32p 25G SFP28 4Sec 4p 100G QSFP28 FB 3 Fans 2AC Bundle PDU</p> <ul style="list-style-type: none"> C13 PDU Jumper Cord (ROW) (J9944A C15 equivalent) 	JL700C#B2C
	<p>HPE Aruba Networking 8360-32Y4C v2 32p 25G SFP28 4Sec 4p 100G QSFP28 FB 3 Fans 2AC Bundle 220v</p> <ul style="list-style-type: none"> HPE 2.3m C13 to NEMA 6-15P Pwr Cord(J9936A) 	JL700C#B2E
	<p>HPE Aruba Networking 8360-32Y4C v2 32p 25G SFP28 4Sec 4p 100G QSFP28 FB 3 Fans 2AC Bundle NoLoc</p> <ul style="list-style-type: none"> No Localized Power Cord Selected. Use J9955A to obtain a Locking Plug Power Cord (L6-20P) 	JL700C#AC3
1, 2, 3, 4, 5, 6, 7, 8, 9, 10, 11, 12	<p>HPE Aruba Networking CX 8360-32Y4C v2 32p 25G SFP+/28 4 Sec 4p 100G QSFP+/28 BF 3 Fans 2 AC Bdl</p> <ul style="list-style-type: none"> Includes 2 Power-to-Port Power Units (JL712A) Includes 3 Power-to-Port Fan Trays (JL715A) 2 Post Rack Kit included Min=0 \ Max= 28 SFP/SFP+/SFP28 1/10/25G Transceivers, ports 5-32 OR Min=0 \ Max= 14 SFP56 50G Transceivers, ports 6-32 (even# only), for every 1 or 2 SFP56 ports enabled, disable qty 2 ports Min=0 \ Max= 4 SFP+/SFP28 10/25G Transceivers with MACsec, ports 1-4 Min=0 \ Max = 4 QSFP+/QSFP28 40/100G Transceivers QSA28 Adapter Min=0 \ Max=2, ports 34/35 (rule7) 1U - Height 	JL701C
	<p>HPE Aruba Networking 8360-32Y4C v2 32p 25G SFP28 4Sec 4p 100G QSFP28 BF 3 Fans 2AC Bundle PDU</p> <ul style="list-style-type: none"> C13 PDU Jumper Cord (NA/MEX/TW/JP) (J9943A C15 equivalent) 	JL701C#B2B
	<p>HPE Aruba Networking 8360-32Y4C v2 32p 25G SFP28 4Sec 4p 100G QSFP28 BF 3 Fans 2AC Bundle PDU</p> <ul style="list-style-type: none"> C13 PDU Jumper Cord (ROW) (J9944A C15 equivalent) 	JL701C#B2C
	<p>HPE Aruba Networking 8360-32Y4C v2 32p 25G SFP28 4Sec 4p 100G QSFP28 BF 3 Fans 2AC Bundle 220v</p> <ul style="list-style-type: none"> HPE 2.3m C13 to NEMA 6-15P Pwr Cord(J9936A) 	JL701C#B2E

Configuration Information

1, 2, 3, 4, 5, 6, 7, 8, 9, 10, 11,12	HPE Aruba Networking 8360-32Y4C v2 32p 25G SFP28 4Sec 4p 100G QSFP28 BF 3 Fans 2AC Bundle NoLoc	JL701C#AC3
	<ul style="list-style-type: none"> No Localized Power Cord Selected. Use J9955A to obtain a Locking Plug Power Cord (L6-20P) 	
	HPE Aruba Networking CX 8360-16Y2C v2 16p 25G SFP/SFP+/SFP28 2p 100G QSFP+/28 FB 3 Fans 2 AC Bdl	JL702C
	<ul style="list-style-type: none"> Includes 2 Port-to-Power Power Units (JL600A) Includes 3 Port-to-Power Fan Trays (JL714A) 2 Post Rack Kit included Min=0 \ Max= 16 SFP/SFP+/SFP28 1/10/25G Transceivers OR Min=0 \ Max= 8 SFP56 50G Transceivers, ports 2-16 (even# only), for every 1 or 2 SFP56 ports enabled, disable qty 2 ports Min=0 \ Max = 2 QSFP+/QSFP28 40/100G Transceivers QSA28 Adapter Min=0 \ Max=1, ports 17 (rule7) 1U - Height 	
	HPE Aruba Networking 8360-16Y2C v2 16p 25G SFP28 2p 100G QSFP28 FB 3 Fans 2AC Bundle PDU	JL702C#B2B
	<ul style="list-style-type: none"> C13 PDU Jumper Cord (NA/MEX/TW/JP) (J9943A C15 equivalent) 	
	HPE Aruba Networking 8360-16Y2C v2 16p 25G SFP28 2p 100G QSFP28 FB 3 Fans 2AC Bundle PDU	JL702C#B2C
	<ul style="list-style-type: none"> C13 PDU Jumper Cord (ROW) (J9944A C15 equivalent) 	
	HPE Aruba Networking 8360-16Y2C v2 16p 25G SFP28 2p 100G QSFP28 FB 3 Fans 2AC Bundle 220v	JL702C#B2E
	<ul style="list-style-type: none"> HPE 2.3m C13 to NEMA 6-15P Pwr Cord(J9936A) 	
1, 2, 3, 4, 5, 6, 7, 8, 9, 10, 11,12	HPE Aruba Networking 8360-16Y2C v2 16p 25G SFP28 2p 100G QSFP28 FB 3 Fans 2AC Bundle NoLoc	JL702C#AC3
	<ul style="list-style-type: none"> No Localized Power Cord Selected. Use J9955A to obtain a Locking Plug Power Cord (L6-20P) 	
	HPE Aruba Networking CX 8360-16Y2C v2 16p 25G SFP/SFP+/SFP28 2p 100G QSFP+/28 BF 3 Fans 2 AC Bdl	JL703C
	<ul style="list-style-type: none"> Includes 2 Power-to-Port Power Units (JL712A) Includes 3 Power-to-Port Fan Trays (JL715A) 2 Post Rack Kit included Min=0 \ Max= 16 SFP/SFP+/SFP28 1/10/25G Transceivers OR Min=0 \ Max= 8 SFP56 50G Transceivers, ports 2-16 (even# only), for every 1 or 2 SFP56 ports enabled, disable qty 2 ports Min=0 \ Max = 2 QSFP+/QSFP28 40/100G Transceivers QSA28 Adapter Min=0 \ Max=1, ports 17 (rule7) 1U - Height 	
	HPE Aruba Networking 8360-16Y2C v2 16p 25G SFP28 2p 100G QSFP28 BF 3 Fans 2AC Bundle PDU	JL703C#B2B
	<ul style="list-style-type: none"> C13 PDU Jumper Cord (NA/MEX/TW/JP) (J9943A C15 equivalent) 	
	HPE Aruba Networking 8360-16Y2C v2 16p 25G SFP28 2p 100G QSFP28 BF 3 Fans 2AC Bundle PDU	JL703C#B2C
	<ul style="list-style-type: none"> C13 PDU Jumper Cord (ROW) (J9944A C15 equivalent) 	
	HPE Aruba Networking 8360-16Y2C v2 16p 25G SFP28 2p 100G QSFP28 BF 3 Fans 2AC Bundle 220v	JL703C#B2E
	<ul style="list-style-type: none"> HPE 2.3m C13 to NEMA 6-15P Pwr Cord(J9936A) 	

Configuration Information

	HPE Aruba Networking 8360-16Y2C v2 16p 25G SFP28 2p 100G QSFP28 BF 3 Fans 2AC Bundle NoLoc	JL703C#AC3
	<ul style="list-style-type: none"> No Localized Power Cord Selected. Use J9955A to obtain a Locking Plug Power Cord (L6-20P) 	
1, 2, 3, 4, 5, 6, 7, 8, 9, 10, 11, 12, 13	HPE Aruba Networking CX 8360-48Y6C v2 48p 25G SFP+/28 4 Sec 6p 100G QSFP+/28 2 Sec FB 5Fs 2 AC Bdl	JL704C
	<ul style="list-style-type: none"> Includes 2 Port-to-Power Power Units (JL601A) Includes 5 Port-to-Power Fan Trays (JL714A) 2 Post Rack Kit included Min=0 \ Max= 44 SFP/SFP+/SFP28 1/10/25G Transceivers, ports 5-48 Min=0 \ Max= 4 SFP+/SFP28 10/25G Transceivers, ports 1-4 OR Min=0 \ Max= 22 SFP56 50G Transceivers, ports 5 6-48(even# only), for every 1 or 2 SFP56 ports enabled, disable qty 2 ports Min=0 \ Max = 6 QSFP+/QSFP28 40/100G Transceivers QSA28 Adapter Min=0 \ Max=4, ports 49,50,52,53 (rule8) 1U - Height 	
	HPE Aruba Networking 8360-48Y6C v2 48p 25G SFP28 4Sec 6p 100G QSFP28 2Sec FB 5 Fans 2AC Bundle PDU	JL704C#B2B
	<ul style="list-style-type: none"> C15 PDU Jumper Cord (NA/MEX/TW/JP) (J9943A C15 equivalent) 	
	HPE Aruba Networking 8360-48Y6C v2 48p 25G SFP28 4Sec 6p 100G QSFP28 2Sec FB 5 Fans 2AC Bundle PDU	JL704C#B2C
	<ul style="list-style-type: none"> C15 PDU Jumper Cord (ROW) (J9944A C15 equivalent) 	
	HPE Aruba Networking 8360-48Y6C v2 48p 25G SFP28 4Sec 6p 100G QSFP28 2Sec FB 5 Fans 2AC Bundle 220v	JL704C#B2E
	<ul style="list-style-type: none"> HPE 2.3m C15 to NEMA 6-15P Pwr Cord(J9936A) 	
	HPE Aruba Networking 8360-48Y6C v2 48p 25G SFP28 4Sec 6p 100G QSFP28 2Sec FB 5 Fans 2AC Bundle NoLoc	JL704C#AC3
	<ul style="list-style-type: none"> No Localized Power Cord Selected. Use J9955A to obtain a Locking Plug Power Cord (L6-20P) 	
1, 2, 3, 4, 5, 6, 7, 8, 9, 10, 11, 12, 13	HPE Aruba Networking CX 8360-48Y6C v2 48p 25G SFP28 4Sec 6p 100G QSFP+ 2Sec BF 5 Fans 2AC Bundle	JL705C
	<ul style="list-style-type: none"> Includes 2 Power-to-Port Power Units (JL713A) Includes 5 Power-to-Port F151Fan Trays (JL715A) 2 Post Rack Kit included+F123 Min=0 \ Max= 44 SFP/SFP+/SFP28 1/10/25G Transceivers, ports 5-48 Min=0 \ Max= 4 SFP+/SFP28 10/25G Transceivers, ports 1-4 OR Min=0 \ Max= 22 SFP56 50G Transceivers, ports 5 6-48(even# only), for every 1 or 2 SFP56 ports enabled, disable qty 2 ports Min=0 \ Max = 6 QSFP+/QSFP28 40/100G Transceivers QSA28 Adapter Min=0 \ Max=4, ports 49,50,52,53 (rule8) 1U - Height 	
	HPE Aruba Networking 8360-48Y6C v2 48p 25G SFP28 4Sec 6p 100G QSFP+ 2Sec BF 5 Fans 2AC Bundle PDU	JL705C#B2B
	<ul style="list-style-type: none"> C15 PDU Jumper Cord (NA/MEX/TW/JP) (J9943A C15 equivalent) 	
	HPE Aruba Networking 8360-48Y6C v2 48p 25G SFP28 4Sec 6p 100G QSFP+ 2Sec BF 5 Fans 2AC Bundle PDU	JL705C#B2C
	<ul style="list-style-type: none"> C15 PDU Jumper Cord (ROW) (J9944A C15 equivalent) 	
	HPE Aruba Networking 8360-48Y6C v2 48p 25G SFP28 4Sec 6p 100G QSFP+ 2Sec BF 5 Fans 2AC Bundle 220v	JL705C#B2E
	<ul style="list-style-type: none"> HPE 2.3m C15 to NEMA 6-15P Pwr Cord(J9936A) 	

Configuration Information

	HPE Aruba Networking 8360-48Y6C v2 48p 25G SFP28 4Sec 6p 100G QSFP+ 2Sec BF 5 Fans 2AC Bundle NoLoc	JL705C#AC3
	<ul style="list-style-type: none"> No Localized Power Cord Selected. Use J9955A to obtain a Locking Plug Power Cord (L6-20P) 	
4, 5, 6, 7, 8, 12	HPE Aruba Networking CX 8360-48XT4C v2 48p 1G/10GBase-T 4p 100G QSFP28 FB 3 Fans 2AC Bundle	JL706C
	<ul style="list-style-type: none"> Includes 2 Port-to-Power Power Units (JL600A) Includes 3 Port-to-Power Fan Trays (JL714A) 2 Post Rack Kit included Min=0 \ Max = 4 QSFP+/QSFP28 40/100G Transceivers QSA28 Adapter Min=0 \ Max=2, ports 50/51 (rule7) 1U - Height 	
	HPE Aruba Networking 8360-48XT4C v2 48p 1G/10GBase-T 4p 100G QSFP28 FB 3 Fans 2AC Bundle PDU	JL706C#B2B
	<ul style="list-style-type: none"> C13 PDU Jumper Cord (NA/MEX/TW/JP) (J9943A C15 equivalent) 	
	HPE Aruba Networking 8360-48XT4C v2 48p 1G/10GBase-T 4p 100G QSFP28 FB 3 Fans 2AC Bundle PDU	JL706C#B2C
	<ul style="list-style-type: none"> C13 PDU Jumper Cord (ROW) (J9944A C15 equivalent) 	
	HPE Aruba Networking 8360-48XT4C v2 48p 1G/10GBase-T 4p 100G QSFP28 FB 3 Fans 2AC Bundle 220v	JL706C#B2E
	<ul style="list-style-type: none"> HPE 2.3m C13 to NEMA 6-15P Pwr Cord(J9936A) 	
	HPE Aruba Networking 8360-48XT4C v2 48p 1G/10GBase-T 4p 100G QSFP28 FB 3 Fans 2AC Bundle NoLoc	JL706C#AC3
	<ul style="list-style-type: none"> No Localized Power Cord Selected. Use J9955A to obtain a Locking Plug Power Cord (L6-20P) 	
4, 5, 6, 7, 8, 12	HPE Aruba Networking CX 8360-48XT4C v2 48p 1G/10GBase-T 4p 100G QSFP28 BF 3 Fans 2AC Bundle	JL707C
	<ul style="list-style-type: none"> Includes 2 Power-to-Port Power Units (JL712A) Includes 3 Power-to-Port Fan Trays (JL715A) 2 Post Rack Kit included Min=0 \ Max = 4 QSFP+/QSFP28 40/100G Transceivers QSA28 Adapter Min=0 \ Max=2, ports 50/51 (rule7) 	
	1U - Height	
	HPE Aruba Networking 8360-48XT4C v2 48p 1G/10GBase-T 4p 100G QSFP28 BF 3 Fans 2AC Bundle PDU	JL707C#B2B
	<ul style="list-style-type: none"> C13 PDU Jumper Cord (NA/MEX/TW/JP) (J9943A C15 equivalent) 	
	HPE Aruba Networking 8360-48XT4C v2 48p 1G/10GBase-T 4p 100G QSFP28 BF 3 Fans 2AC Bundle PDU	JL707C#B2C
	<ul style="list-style-type: none"> C13 PDU Jumper Cord (ROW) (J9944A C15 equivalent) 	
	HPE Aruba Networking 8360-48XT4C v2 48p 1G/10GBase-T 4p 100G QSFP28 BF 3 Fans 2AC Bundle 220v	JL707C#B2E
	<ul style="list-style-type: none"> HPE 2.3m C13 to NEMA 6-15P Pwr Cord(J9936A) 	
	HPE Aruba Networking 8360-48XT4C v2 48p 1G/10GBase-T 4p 100G QSFP28 BF 3 Fans 2AC Bundle NoLoc	JL707C#AC3
	<ul style="list-style-type: none"> No Localized Power Cord Selected. Use J9955A to obtain a Locking Plug Power Cord (L6-20P) 	
4, 5, 6, 7, 8, 9, 11, 12	HPE Aruba Networking CX 8360-12C v2 12-port 100G QSFP+/QSFP28 Front-to-Back 3 Fans 2 AC Bundle	JL708C
	<ul style="list-style-type: none"> Includes 2 Port-to-Power Power Units (JL600A) Includes 3 Port-to-Power Fan Trays (JL714A) 2 Post Rack Kit included Min=0 \ Max = 12 QSFP+/QSFP28 40/100G Transceivers QSA28 Adapter Min=0 \ Max=6, ports 7-12 (rule7) 	

Configuration Information

	<ul style="list-style-type: none"> 1U - Height 	HPE Aruba Networking 8360-12C v2 12-port 100G QSFP+/QSFP28 Front-to-Back 3 Fans 2 AC Bundle PDU	JL708C#B2B
	<ul style="list-style-type: none"> C13 PDU Jumper Cord (NA/MEX/TW/JP) (J9943A C15 equivalent) 	HPE Aruba Networking 8360-12C v2 12-port 100G QSFP+/QSFP28 Front-to-Back 3 Fans 2 AC Bundle PDU	JL708C#B2C
	<ul style="list-style-type: none"> C13 PDU Jumper Cord (ROW) (J9944A C15 equivalent) 	HPE Aruba Networking 8360-12C v2 12-port 100G QSFP+/QSFP28 Front-to-Back 3 Fans 2 AC Bundle 220v	JL708C#B2E
	<ul style="list-style-type: none"> HPE 2.3m C13 to NEMA 6-15P Pwr Cord(J9936A) 	HPE Aruba Networking 8360-12C v2 12-port 100G QSFP+/QSFP28 Front-to-Back 3 Fans 2 AC Bundle NoLoc	JL708C#AC3
	<ul style="list-style-type: none"> No Localized Power Cord Selected. Use J9955A to obtain a Locking Plug Power Cord (L6-20P) 		
4, 5, 6, 7, 8, 9, 11		HPE Aruba Networking CX 8360-12C v2 12-port 100G QSFP+/QSFP28 Back-to-Front 3 Fans 2 AC Bundle	JL709C
	<ul style="list-style-type: none"> Includes 2 Power-to-Port Power Units (JL712A) Includes 3 Power-to-Port Fan Trays (JL715A) 2 Post Rack Kit included Min=0 \ Max = 12 QSFP+/QSFP28 40/100G Transceivers QSA28 Adapter Min=0 \ Max=6, ports 7-12 (rule7) 1U - Height 		
		HPE Aruba Networking 8360-12C v2 12-port 100G QSFP+/QSFP28 Back-to-Front 3 Fans 2 AC Bundle PDU	JL709C#B2B
	<ul style="list-style-type: none"> C13 PDU Jumper Cord (NA/MEX/TW/JP) (J9943A C15 equivalent) 	HPE Aruba Networking 8360-12C v2 12-port 100G QSFP+/QSFP28 Back-to-Front 3 Fans 2 AC Bundle PDU	JL709C#B2C
	<ul style="list-style-type: none"> C13 PDU Jumper Cord (ROW) (J9944A C15 equivalent) 	HPE Aruba Networking 8360-12C v2 12-port 100G QSFP+/QSFP28 Back-to-Front 3 Fans 2 AC Bundle 220v	JL709C#B2E
	<ul style="list-style-type: none"> HPE 2.3m C13 to NEMA 6-15P Pwr Cord(J9936A) 	HPE Aruba Networking 8360-12C v2 12-port 100G QSFP+/QSFP28 Back-to-Front 3 Fans 2 AC Bundle NoLoc	JL709C#AC3
	<ul style="list-style-type: none"> No Localized Power Cord Selected. Use J9955A to obtain a Locking Plug Power Cord (L6-20P) 		
1, 2, 4, 5, 6, 7, 8, 9, 11,12		HPE Aruba Networking CX 8360-24XF2C v2 24p 10G SFP+ 2p 100G QSFP28 FB 3 Fans 2AC Bundle	JL710C
	<ul style="list-style-type: none"> Includes 2 Port-to-Power Power Units (JL600A) Includes 3 Port-to-Power Fan Trays (JL714A) 2 Post Rack Kit included Min=0 \ Max= 24 SFP/SFP+ 1/10G Transceivers Min=0 \ Max = 2 QSFP+/QSFP28 40/100G Transceivers QSA28 Adapter Min=0 \ Max=1, ports 25 (rule7) 1U - Height 		
		HPE Aruba Networking 8360-24XF2C v2 24p 10G SFP+ 2p 100G QSFP28 FB 3 Fans 2AC Bundle PDU	JL710C#B2B
	<ul style="list-style-type: none"> C13 PDU Jumper Cord (NA/MEX/TW/JP) (J9943A C15 equivalent) 	HPE Aruba Networking 8360-24XF2C v2 24p 10G SFP+ 2p 100G QSFP28 FB 3 Fans 2AC Bundle PDU	JL710C#B2C
	<ul style="list-style-type: none"> C13 PDU Jumper Cord (ROW) (J9944A C15 equivalent) 	HPE Aruba Networking 8360-24XF2C v2 24p 10G SFP+ 2p 100G QSFP28 FB 3 Fans 2AC Bundle 220v	JL710C#B2E
	<ul style="list-style-type: none"> HPE 2.3m C13 to NEMA 6-15P Pwr Cord(J9936A) 		

Configuration Information

1, 2, 4, 5, 6, 7, 8, 9, 11	HPE Aruba Networking 8360-24XF2C v2 24p 10G SFP+ 2p 100G QSFP28 FB 3 Fans 2AC Bundle NoLoc	JL710C#AC3
	<ul style="list-style-type: none"> No Localized Power Cord Selected. Use J9955A to obtain a Locking Plug Power Cord (L6-20P) 	
	HPE Aruba Networking CX 8360-24XF2C v2 24p 10G SFP+ 2p 100G QSFP28 BF 3 Fans 2 AC Bundle	JL711C
	<ul style="list-style-type: none"> Includes 2 Power-to-Port Power Units (JL712A) Includes 3 Power-to-Port Fan Trays (JL715A) 2 Post Rack Kit included Min=0 \ Max= 24 SFP/SFP+ 1/10G Transceivers Min=0 \ Max = 2 QSFP+/QSFP28 40/100G Transceivers QSA28 Adapter Min=0 \ Max=1, ports 25 (rule7) 1U - Height 	
	HPE Aruba Networking 8360-24XF2C v2 24p 10G SFP+ 2p 100G QSFP28 BF 3 Fans 2 AC Bundle PDU	JL711C#B2B
	<ul style="list-style-type: none"> C13 PDU Jumper Cord (NA/MEX/TW/JP) (J9943A C15 equivalent) 	
	HPE Aruba Networking 8360-24XF2C v2 24p 10G SFP+ 2p 100G QSFP28 BF 3 Fans 2 AC Bundle PDU	JL711C#B2C
	<ul style="list-style-type: none"> C13 PDU Jumper Cord (ROW) (J9944A C15 equivalent) 	
	HPE Aruba Networking 8360-24XF2C v2 24p 10G SFP+ 2p 100G QSFP28 BF 3 Fans 2 AC Bundle 220v	JL711C#B2E
	<ul style="list-style-type: none"> HPE 2.3m C13 to NEMA 6-15P Pwr Cord(J9936A) 	
	HPE Aruba Networking 8360-24XF2C v2 24p 10G SFP+ 2p 100G QSFP28 BF 3 Fans 2 AC Bundle NoLoc	JL711C#AC3
	<ul style="list-style-type: none"> No Localized Power Cord Selected. Use J9955A to obtain a Locking Plug Power Cord (L6-20P) 	

Configuration Rules

Rule #	Description	SKU
1	The following Transceivers install into this Switch: (Use #0D1 for XCVRs or #B01 for Cables since switch is factory racked):	
	HPE Aruba Networking 1G SFP LC SX 500m OM2 MMF Transceiver	J4858D
	HPE Aruba Networking 1G SFP LC LX 10km SMF Transceiver	J4859D
	HPE Aruba Networking 1G SFP LC LH 70km SMF Transceiver	J4860D
	HPE Aruba Networking 1G SFP RJ45 100m Cat5e Transceiver	J8177E
	HPE Aruba Networking 1G SFP LC SX 500m MMF TAA Transceiver	JL745A
	HPE Aruba Networking 1G SFP LC LX 10km SMF TAA Transceiver	JL746A
	HPE Aruba Networking 1G SFP RJ45 100m Cat5e TAA Transceiver	JL747B
2	The following Transceivers install into this Switch: (Use #0D1 for XCVRs or #B01 for Cables since switch is factory racked):	
	HPE Aruba Networking 10G SFP+ LC SR 300m OM3 MMF Transceiver	J9150D
	HPE Aruba Networking 10G SFP+ LC LR 10km SMF Transceiver	J9151E
	HPE Aruba Networking 10GBASE-T SFP+ RJ45 30m Cat6A Transceiver	JL563C
	HPE Aruba Networking 10G SFP+ LC ER 40km SMF Transceiver	J9153D
	HPE Aruba Networking 10G SFP+ LC SR 300m MMF TAA Transceiver	JL748A
	HPE Aruba Networking 10G SFP+ LC LR 10km SMF TAA Transceiver	JL749A
	HPE Aruba Networking 10G SR SFP+ LC 400m OM4 MMF C-Class Transceiver	S2P30A
	HPE Aruba Networking 10G LR SFP+ LC 10km SMF C-Class Transceiver	S2P31A
	HPE Aruba Networking 10G ER SFP+ LC 40km SMF C-Class Transceiver	S2P32A
	HPE Aruba Networking 10G SFP+ to SFP+ 1m Direct Attach Copper Cable	J9281D
	HPE Aruba Networking 10G SFP+ to SFP+ 3m Direct Attach Copper Cable	J9283D
	HPE BladeSystem c-Class 10GbE SFP+ to SFP+ 3m Direct Attach Copper Cable	487655-B21
	HPE BladeSystem c-Class 10GbE SFP+ to SFP+ 5m Direct Attach Copper Cable	537963-B21

Configuration Information

3 The following Transceivers install into this Switch: (Use #0D1 for XCVRs or #B01 for Cables since switch is factory racked):

HPE Aruba Networking 25G ER LC 40km SMF Transceiver	SOV69A
HPE Aruba Networking 25G BiDi 10km-Downstream 1330/1270 Transceiver	S1C96A
HPE Aruba Networking 25G BiDi 10km-Upstream 1270/1330 Transceiver	S1C98A
HPE Aruba Networking 25G SFP28 LC SR 100m MMF Transceiver	JL484A
HPE Aruba Networking 25G SFP28 LC eSR 400m MMF Transceiver	JL485A
HPE Aruba Networking 25G SFP28 LC LR 10km SMF Transceiver	JL486A
HPE Aruba Networking 25G LR SFP28 LC 10km SMF TAA Transceiver	S2N63A
HPE Aruba Networking 25G SR SFP28 LC 100m MMF C-Class Transceiver	S2P33A
HPE Aruba Networking 25G LR SFP28 LC 10km SMF C-Class Transceiver	S2P34A
HPE Aruba Networking 25G SFP28 to SFP28 0.65m Direct Attach Cable	JL487A
HPE Aruba Networking 25G SFP28 to SFP28 3m Direct Attach Copper Cable	JL488A
HPE Aruba Networking 25G SFP28 to SFP28 5m Direct Attach Copper Cable	JL489A
HPE 25Gb SFP28 to SFP28 3m Direct Attach Copper Cable	844477-B21
HPE 25Gb SFP28 to SFP28 5m Direct Attach Copper Cable	844480-B21
HPE Aruba Networking 25G SFP28 to SFP28 3m Active Optical Cable	ROM44A
HPE Aruba Networking 25G SFP28 to SFP28 7m Active Optical Cable	ROM45A
HPE Aruba Networking 25G SFP28 to SFP28 15m Active Optical Cable	ROZ21A

4 The following Transceivers install into this Switch: (Use #0D1 for XCVRs or #B01 for Cables since switch is factory racked):

HPE Aruba Networking 40G QSFP+ LC Bidirectional 150m MMF 2-strand Transceiver	JL308A
HPE Networking X142 40G QSFP+ MPO SR4 Transceiver	JH231A
HPE Networking X142 40G QSFP+ LC LR4 SM Transceiver	JH232A
HPE Networking X142 40G QSFP+ MPO eSR4 300M Transceiver	JH233A
HPE Aruba Networking 40G QSFP+ LC ER4 40km SMF Transceiver	Q9G82A
HPE Aruba Networking 40G QSFP+ to QSFP+ 7m Active Optical Cable	ROZ22A
HPE Aruba Networking 40G QSFP+ to QSFP+ 15m Active Optical Cable	ROZ23A
HPE Aruba Networking 40G QSFP+ to QSFP+ 30m Active Optical Cable	ROZ24A
HPE Networking X242 40G QSFP+ to QSFP+ 1m Direct Attach Copper Cable	JH234A
HPE Networking X242 40G QSFP+ to QSFP+ 3m Direct Attach Copper Cable	JH235A
HPE Networking X242 40G QSFP+ to QSFP+ 5m Direct Attach Copper Cable	JH236A

5 The following Transceivers install into this Switch: (Use #0D1 for XCVRs or #B01 for Cables since switch is factory racked):

HPE Aruba Networking 100G SR1.2 QSFP28 LC 100m MMF Transceiver	S4B44A
HPE Aruba Networking 100G DR QSFP28 LC 500m SMF Transceiver	S3N88A
HPE Aruba Networking 100G LR QSFP28 LC 10km SMF Transceiver	S3N89A
HPE Aruba Networking 100G SR2 MPO QSFP28 100m MMF Transceiver	S1C93A
HPE Aruba Networking 100G QSFP28 LC ER4L 40km SMF Transceiver	JL743A
HPE Aruba Networking 100G QSFP28 MPO SR4 100m 12-fiber MPO OM3 MMF Transceiver	JL309A
HPE Aruba Networking 100G QSFP28 LC CWDM4 2km SMF Transceiver	ROZ30A
HPE Aruba Networking 100G QSFP28 LC LR4 10km SMF 2-strand Transceiver	JL310A
HPE 100Gb QSFP28 Bidirectional Transceiver	845972-B21
HPE Aruba Networking 100G QSFP28 LC FR1 SMF 2km Transceiver	R9B63A
HPE Aruba Networking 100G QSFP28 to QSFP28 1m Direct Attach Copper Cable	ROZ25A
HPE Aruba Networking 100G QSFP28 to QSFP28 3m Direct Attach Copper Cable	JL307A
HPE Aruba Networking 100G QSFP28 to QSFP28 5m Direct Attach Copper Cable	ROZ26A
HPE Aruba Networking 100G QSFP28 to QSFP28 2m Active Optical Cable	JL856A
HPE Aruba Networking 100G QSFP28 to QSFP28 7m Active Optical Cable	ROZ27A
HPE Aruba Networking 100G QSFP28 to QSFP28 15m Active Optical Cable	ROZ28A
HPE Aruba Networking 100G QSFP28 to QSFP28 30m Active Optical Cable	ROZ29A
HPE QSFP28 to SFP28 Adapter	845970-B21

6 – Required Custom Choice (Min1/Max1)

Configuration Information

- Switch/Router/Power Supply to PDU Power Cord - B2B in North America, Mexico, Taiwan, and Japan or B2C ROW. (OCA Default B2B or B2C for Rack Level CTO)
 - Switch/Router/Power Supply to Wall Power Cord - Localized Option (OCA Default for BTO)
 - High Volt Switch/Router/Power Supply to Wall Power Cord - B2E Option. (Offered only in North America, Mexico, Taiwan, and Japan)
 - No Power Cord - AC3 Option
- 7 Factory racked CTO Base Model must integrate (#0D1) to the Rack.
- 8 If qty1 of the following QSA28 Adapter(845970-B21) is selected, then increase max SFP28 Port qty by 1 and allow user selection of the following SFP Transceivers. Refer to qty and port restrictions for individual Switch in the "Additional Info" sections: (Use BTO only when adding this QSA28 Adapter)
- | | |
|--|--------|
| HPE Aruba Networking 10G SFP+ LC SR 300m OM3 MMF Transceiver | J9150D |
| HPE Aruba Networking 10G SFP+ LC LR 10km SMF Transceiver | J9151E |
| HPE Aruba Networking 10G SFP+ LC ER 40km SMF Transceiver | J9153D |
| HPE Aruba Networking 10G SFP+ LC SR 300m MMF TAA Transceiver | JL748A |
| HPE Aruba Networking 10G SFP+ LC LR 10km SMF TAA Transceiver | JL749A |
| HPE Aruba Networking 25G SFP28 LC SR 100m MMF Transceiver | JL484A |
| HPE Aruba Networking 25G SFP28 LC eSR 400m MMF Transceiver | JL485A |
| HPE Aruba Networking 25G SFP28 LC LR 10km SMF Transceiver | JL486A |
- 9 The following Transceivers install into this Switch: (Use BTO only when adding to switch)
- | | |
|--|------------|
| HPE BladeSystem c-Class QSFP+ to 4x10G SFP+ 15m Active Optical Cable | 721076-B21 |
| HPE BladeSystem c-Class 40G QSFP+ to 4x10G SFP+ 3m Direct Attach Copper Splitter Cable | 721064-B21 |
| HPE 100Gb QSFP28 to 4x25Gb SFP28 3m Direct Attach Copper Cable | 845416-B21 |
| HPE QSFP28 to 4x25Gb SFP28 7m Active Optical Cable | 845420-B21 |
| HPE QSFP28 to 4x25Gb SFP28 15m Active Optical Cable | 845424-B21 |
- 10 The following Transceivers install into this Switch: (Use #0D1 for XCVRs or #B01 for Cables since switch is factory racked):
- | | |
|--|--------|
| HPE Aruba Networking 50G SFP56 LC SR 100m MMF Transceiver | ROM48A |
| HPE Aruba Networking 50G SFP56 to SFP56 0.65m Direct Attach Copper Cable | ROM46A |
| HPE Aruba Networking 50G SFP56 to SFP56 3m Direct Attach Copper Cable | ROM47A |
| HPE Aruba Networking 50G eSR 300m MMF Transceiver | SOV64A |
| HPE Aruba Networking 50G LR 10km SMF Transceiver | SOV65A |
| HPE Aruba Networking 50G ER 40km SMF Transceiver | SOV66A |
| HPE Aruba Networking 50G BiDi 10km-Downstream 1330/1270 Transceiver | S1C92A |
| HPE Aruba Networking 50G BiDi 10km-Upstream 1270/1330 Transceiver | S1C94A |
- 11 The following AOCs install into this Switch: (Use #0D1 for XCVRs or #B01 for Cables since switch is factory racked):
- | | |
|---|--------|
| HPE Aruba Networking 200G DD-2xQSFP28 100G 3m Active Optic Cable | R9B60A |
| HPE Aruba Networking 200G DD-2xQSFP28 100G 7m Active Optic Cable | R9B58A |
| HPE Aruba Networking 200G DD-2xQSFP28 100G 15m Active Optic Cable | R9B62A |
| HPE Aruba Networking 200G DD-2xQSFP28 100G 30m Active Optic Cable | R9B61A |
| HPE Aruba Networking 200G DD-2xQSFP28 100G 50m Active Optic Cable | R9B59A |
- 12 Unbuildable/FAN required, generates CFGU: If order is quoted for India and contains "#B2C" Option, then Display the following:
- For BTO shipments to India:
Please replace <Base Model>#B2C option with <Base Model>#AC3 in the Bill of Materials and add, qty 2 of the appropriate INDIA PDU Power Cord below via Ad-Hoc:
- | | |
|---|--------|
| HPE Networking 2.0m C13 to C14 PDU India Power Cord | JL671A |
| HPE Networking 2.5m C15 to C14 PDU India Power Cord | JL672A |
| HPE Networking 2.5m C19 to C20 PDU India Power Cord | JL673A |
- For Factory Integration of Power Cord, please add "#0D1" to the Power Cord Sku suffix. (Ex. JL671A#0D1)

Configuration Information

- 13 The following Transceivers install into this Module:(Use #0D1 quoted to module if module is CTO)
- if applicable:

HPE Aruba Networking 100M SFP LC FX 2km MMF Transceiver

J9054D

Notes: Locking Power Cord (J9955A) L6-20P is available through the OCA Accessories tab

Transceivers

Rule #	Description	SKU
	SPF Transceivers	
	HPE Aruba Networking 100M SFP LC FX 2km MMF Transceiver	J9054D
	HPE Aruba Networking 1G SFP LC SX 500m OM2 MMF Transceiver	J4858D
	HPE Aruba Networking 1G SFP LC LX 10km SMF Transceiver	J4859D
	HPE Aruba Networking 1G SFP LC LH 70km SMF Transceiver	J4860D
	HPE Aruba Networking 1G SFP RJ45 100m Cat5e Transceiver	J8177E
	HPE Aruba Networking 1G SFP LC SX 500m MMF TAA Transceiver	JL745A
	HPE Aruba Networking 1G SFP LC LX 10km SMF TAA Transceiver	JL746A
	HPE Aruba Networking 1G SFP RJ45 100m Cat5e TAA Transceiver	JL747B
Notes:	For 48Y6C and 32Y4C models; All Ports are valid except 1-4	
	SPF+ Transceivers	
	HPE Aruba Networking 10G SFP+ LC SR 300m OM3 MMF Transceiver	J9150D
	HPE Aruba Networking 10G SFP+ LC LR 10km SMF Transceiver	J9151E
	HPE Aruba Networking 10GBASE-T SFP+ RJ45 30m Cat6A Transceiver	JL563C
	HPE Aruba Networking 10G SFP+ LC ER 40km SMF Transceiver	J9153D
	HPE Aruba Networking 10G SFP+ LC SR 300m MMF TAA Transceiver	JL748A
	HPE Aruba Networking 10G SFP+ LC LR 10km SMF TAA Transceiver	JL749A
	HPE Aruba Networking 10G SR SFP+ LC 400m OM4 MMF C-Class Transceiver	S2P30A
	HPE Aruba Networking 10G LR SFP+ LC 10km SMF C-Class Transceiver	S2P31A
	HPE Aruba Networking 10G ER SFP+ LC 40km SMF C-Class Transceiver	S2P32A
	HPE Aruba Networking 10G SFP+ to SFP+ 1m Direct Attach Copper Cable	J9281D
	HPE Aruba Networking 10G SFP+ to SFP+ 3m Direct Attach Copper Cable	J9283D
	HPE BladeSystem c-Class 10GbE SFP+ to SFP+ 3m Direct Attach Copper Cable	487655-B21
	HPE BladeSystem c-Class 10GbE SFP+ to SFP+ 5m Direct Attach Copper Cable	537963-B21
	SFP28 Transceivers	
	HPE Aruba Networking 25G ER LC 40km SMF Transceiver	SOV69A
	HPE Aruba Networking 25G BiDi 10km-Downstream 1330/1270 Transceiver	S1C96A
	HPE Aruba Networking 25G BiDi 10km-Upstream 1270/1330 Transceiver	S1C98A
	HPE Aruba Networking 25G SFP28 LC SR 100m MMF Transceiver	JL484A
	HPE Aruba Networking 25G SFP28 LC eSR 400m MMF Transceiver	JL485A
	HPE Aruba Networking 25G SFP28 LC LR 10km SMF Transceiver	JL486A
	HPE Aruba Networking 25G LR SFP28 LC 10km SMF TAA Transceiver	S2N63A
	HPE Aruba Networking 25G SR SFP28 LC 100m MMF C-Class Transceiver	S2P33A
	HPE Aruba Networking 25G LR SFP28 LC 10km SMF C-Class Transceiver	S2P34A
	HPE Aruba Networking 25G SFP28 to SFP28 0.65m Direct Attach Cable	JL487A
	HPE Aruba Networking 25G SFP28 to SFP28 3m Direct Attach Copper Cable	JL488A
	HPE Aruba Networking 25G SFP28 to SFP28 5m Direct Attach Copper Cable	JL489A
	HPE 25Gb SFP28 to SFP28 3m Direct Attach Copper Cable	844477-B21
	HPE 25Gb SFP28 to SFP28 5m Direct Attach Copper Cable	844480-B21
	HPE Aruba Networking 25G SFP28 to SFP28 3m Active Optical Cable	ROM44A
	HPE Aruba Networking 25G SFP28 to SFP28 7m Active Optical Cable	ROM45A
	HPE Aruba Networking 25G SFP28 to SFP28 15m Active Optical Cable	ROZ21A

Configuration Information

QSFP+ Transceivers

HPE Aruba Networking 40G QSFP+ LC Bidirectional 150m MMF 2-strand Transceiver	JL308A
HPE Networking X142 40G QSFP+ MPO SR4 Transceiver	JH231A
HPE Networking X142 40G QSFP+ LC LR4 SM Transceiver	JH232A
HPE Aruba Networking 40G QSFP+ LC ER4 40km SMF Transceiver	Q9G82A
HPE Networking X142 40G QSFP+ MPO eSR4 300M Transceiver	JH233A
HPE Aruba Networking 40G QSFP+ to QSFP+ 7m Active Optical Cable	ROZ22A
HPE Aruba Networking 40G QSFP+ to QSFP+ 15m Active Optical Cable	ROZ23A
HPE Aruba Networking 40G QSFP+ to QSFP+ 30m Active Optical Cable	ROZ24A
HPE Networking X242 40G QSFP+ to QSFP+ 1m Direct Attach Copper Cable	JH234A
HPE Networking X242 40G QSFP+ to QSFP+ 3m Direct Attach Copper Cable	JH235A
HPE Networking X242 40G QSFP+ to QSFP+ 5m Direct Attach Copper Cable	JH236A
* HPE BladeSystem c-Class 40G QSFP+ to 4x10G SFP+ 3m Direct Attach Copper Splitter Cable	721064-B21
* HPE BladeSystem c-Class QSFP+ to 4x10G SFP+ 15m Active Optical Cable	721076-B21

Notes:

***This Breakout Cable is not supported on the following Switches:**

HPE Aruba Networking CX 8360-48XT4C v2 48p 1G/10GBase-T 4p 100G QSFP28 FB 3 Fans 2AC Bundle	JL706C
HPE Aruba Networking CX 8360-48XT4C v2 48p 1G/10GBase-T 4p 100G QSFP28 BF 3 Fans 2AC Bundle	JL707C

QSFP28 Transceivers

HPE Aruba Networking 100G SR1.2 QSFP28 LC 100m MMF Transceiver	S4B44A
HPE Aruba Networking 100G DR QSFP28 LC 500m SMF Transceiver	S3N88A
HPE Aruba Networking 100G LR QSFP28 LC 10km SMF Transceiver	S3N89A
HPE Aruba Networking 100G QSFP28 LC ER4L 40km SMF Transceiver	JL743A
HPE Aruba Networking 100G QSFP28 MPO SR4 100m 12-fiber MPO OM3 MMF Transceiver	JL309A
HPE Aruba Networking 100G QSFP28 LC CWDM4 2km SMF Transceiver	ROZ30A
HPE Aruba Networking 100G QSFP28 LC LR4 10km SMF 2-strand Transceiver	JL310A
HPE 100Gb QSFP28 Bidirectional Transceiver	845972-B21
HPE Aruba Networking 100G QSFP28 LC FR1 SMF 2km Transceiver	R9B63A
HPE Aruba Networking 100G QSFP28 to QSFP28 1m Direct Attach Copper Cable	ROZ25A
HPE Aruba Networking 100G QSFP28 to QSFP28 3m Direct Attach Copper Cable	JL307A
HPE Aruba Networking 100G QSFP28 to QSFP28 5m Direct Attach Copper Cable	ROZ26A
HPE Aruba Networking 100G QSFP28 to QSFP28 2m Active Optical Cable	JL856A
HPE Aruba Networking 100G QSFP28 to QSFP28 7m Active Optical Cable	ROZ27A
HPE Aruba Networking 100G QSFP28 to QSFP28 15m Active Optical Cable	ROZ28A
HPE Aruba Networking 100G QSFP28 to QSFP28 30m Active Optical Cable	ROZ29A
1 HPE 100Gb QSFP28 to 4x25Gb SFP28 3m Direct Attach Copper Cable	845416-B21
1 HPE QSFP28 to 4x25Gb SFP28 7m Active Optical Cable	845420-B21
1 HPE QSFP28 to 4x25Gb SFP28 15m Active Optical Cable	845424-B21
3 HPE Aruba Networking 200G DD-2xQSFP28 100G 3m Active Optic Cable	R9B60A
3 HPE Aruba Networking 200G DD-2xQSFP28 100G 7m Active Optic Cable	R9B58A
3 HPE Aruba Networking 200G DD-2xQSFP28 100G 15m Active Optic Cable	R9B62A
3 HPE Aruba Networking 200G DD-2xQSFP28 100G 30m Active Optic Cable	R9B61A
3 HPE Aruba Networking 200G DD-2xQSFP28 100G 50m Active Optic Cable	R9B59A

QSA28 Adapter

2 HPE QSFP28 to SFP28 Adapter	845970-B21
1 This Breakout Cable is not supported on the following Switches:	
HPE Aruba Networking CX 8360-48XT4C v2 48p 1G/10GBase-T 4p 100G QSFP28 FB 3 Fans 2AC Bundle	JL706C

Configuration Information

	HPE Aruba Networking CX 8360-48XT4C v2 48p 1G/10GBase-T 4p 100G QSFP28 BF 3 Fans 2AC Bundle	JL707C
2	If selecting the 845970-B21 - QSFP28 to SFP28 Adapter, then see HPE Aruba Networking Transceiver Guide for details.	
3	Only the QSFP28 end of the AOC to the 8325 Switch is supported	

Switch Options

Remarks	Description	SKU
	Rack Mount Kits	
	For JL704C and JL705C System (std 0 // max 1) User Selection (min 0 // max 1) per Switch	
1	HPE Aruba Networking X412 1U Universal 2-post Rack Mount Kit	JL602A
2	HPE Aruba Networking X414 1U Universal 4-post Rack Mount Kit	J9583B
	Configuration Rules	
Rule #	Description	SKU
1	If the switch will be factory racked into an HPE Universal Rack, then (Min 1) of the 4 Post Rack Mount kit is required with #0D1.	
2	This Rack Mount Kit is included with the following bundles and cannot be a selectable option: JL700C, JL701C, JL702C, JL703C, JL704C, JL705C, JL707C, JL708C, JL709C, JL710C, JL711C	

India PDU Cable

	For Switch System (std 0 // max 2) User Selection (min 0 // max 2) per enclosure	
	HPE Networking 2.0m C13 to C14 PDU India Power Cord	JL671A
	HPE Networking 2.5m C15 to C14 PDU India Power Cord	JL672A
	This cable is intended for India use only. Typically power cord is ordered when power supply option #AC3 is selected. C13 India PDU Cable for Factory Racked Systems Only	

Air Duct Kit

Rule #	Description	SKU
1, 2, 3	HPE Aruba Networking X544 Universal 4-post Duct Kit (Must order 4-post rack mount kit) <ul style="list-style-type: none"> Only for Power to Port Bundles 	JL716A
	Configuration Rules	
1	If the Switch Bundle will be Factory Racked, then this Duct Kit is required with #0D1 for the Power to Port Switch Bundles:	
	HPE Aruba Networking CX 8360-48Y6C v2 48p 25G SFP28 4Sec 6p 100G QSFP+ 2Sec BF 5 Fans 2AC Bundle	JL705C
2	For optimal performance, it is recommended that the user select the Duct Kit for Power to Port Switch Bundles	
3	If this Air Duct Kit is selected then the following 4 Post Rack Mount kit must be selected: J9583B - HPE Aruba Networking X414 1U Universal 4-post Rack Mount Kit	
	USB Console Cables	
	System (std 0 // max 99) User Selection (min 0 // max 99) per enclosure	
Rule #	Description	SKU
	HPE Aruba Networking USB-A-RJ45 PIN3TX-6RX 2.5m Cable	R8Z87A
	HPE Aruba Networking USB-A-RJ45 PC-to-Switch PIN6TX-3RX 2.5m Cable	R9G48B
	HPE Aruba Networking USB-A reversible to USB-C PC-to-Switch 3m Cable	R9J32A
	HPE Aruba Networking USB-C to USB-C PC-to-Switch 3m Cable	R9J33A
Notes:	This cable is only compatible with the following Switches; JL700C, JL701C, JL702C, JL703C, JL704C, JL705C, JL706C, JL707C, JL708C, JL709C, JL710C, JL711C	

Configuration Information

Accessories

Rule #	Description	SKU
	Spare Items	
	HPE Aruba Networking CX 8360-32Y4C v2 32-port 25G SFP/SFP+/SFP28 4 Sec 4-port 100G QSFP+/QSFP28 Sw <ul style="list-style-type: none"> This is a Spare only Must be used with 2 Power Units (JL600A or JL712A) Must be used with 5 Fan Tray (JL714A or JL715A) 2 Post Rack Kit included, must use 4 Post Rack Mount Kit(J9583B) with HPE Racks 1U - Height 	JL717C
	HPE Aruba Networking CX 8360-16Y2C v2 16 port 25G SFP/SFP+/SFP28 2-port 100G QSFP+/QSFP28 Switch <ul style="list-style-type: none"> This is a Spare only Must be used with 2 Power Units (JL600A or JL712A) Must be used with 5 Fan Tray (JL714A or JL715A) 2 Post Rack Kit included, must use 4 Post Rack Mount Kit(J9583B) with HPE Racks 1U - Height 	JL718C
	HPE Aruba Networking CX 8360-48Y6C v2 48p 25G SFP/SFP+/SFP28 4 Sec 6p 100G QSFP+/QSFP28 2 Sec Switch <ul style="list-style-type: none"> This is a Spare only Must be used with 2 Power Units (JL601A or JL713A) Must be used with 5 Fan Tray (JL714A or JL715A) 2 Post Rack Kit included, must use 4 Post Rack Mount Kit(J9583B) with HPE Racks 1U - Height 	JL719C
Rule #	Description	SKU
	HPE Aruba Networking CX 8360-48XT4C v2 48-port 1G/10GBase-T 4-port 100G QSFP+/QSFP28 Switch <ul style="list-style-type: none"> This is a Spare only Must be used with 2 Power Units (JL600A or JL712A) Must be used with 5 Fan Tray (JL714A or JL715A) 2 Post Rack Kit included, must use 4 Post Rack Mount Kit(J9583B) with HPE Racks 1U - Height 	JL720C
	HPE Aruba Networking CX 8360-12C v2 12-port 100G QSFP+/QSFP28 Switch <ul style="list-style-type: none"> This is a Spare only Must be used with 2 Power Units (JL600A or JL712A) Must be used with 5 Fan Tray (JL714A or JL715A) 2 Post Rack Kit included, must use 4 Post Rack Mount Kit(J9583B) with HPE Racks 1U - Height 	JL721C
	HPE Aruba Networking CX 8360-24XF2C v2 24-port 10G SFP/SFP+ 2-port 100G QSFP+/QSFP28 Switch <ul style="list-style-type: none"> This is a Spare only Must be used with 2 Power Units (JL600A or JL712A) Must be used with 5 Fan Tray (JL714A or JL715A) 2 Post Rack Kit included, must use 4 Post Rack Mount Kit(J9583B) with HPE Racks 1U - Height 	JL722C
1	HPE Aruba Networking X391 550W Port-to-Power AC Power Supply <ul style="list-style-type: none"> Includes 1 x c13, 550w 	JL600A
	HPE Aruba Networking X391 550W Port-to-Power AC Power Supply PDU <ul style="list-style-type: none"> C13 PDU Jumper Cord (NA/MEX/TW/JP) (JL697A) 	JL600A#B2B
	HPE Aruba Networking X391 550W Port-to-Power AC Power Supply PDU <ul style="list-style-type: none"> C13 PDU Jumper Cord (ROW) (JL697A) 	JL600A#B2C

Configuration Information

	HPE Aruba Networking X391 550W Port-to-Power AC Power Supply 220v	JL600A#B2E
	<ul style="list-style-type: none"> HPE 2.3m C13 to NEMA 6-15P Pwr Cord(J9936A) 	
	HPE Aruba Networking X391 550W Port-to-Power AC Power Supply NoLoc	JL600A#AC3
	<ul style="list-style-type: none"> No Localized Power Cord Selected. Use J9955A to obtain a Locking Plug Power Cord (L6-20P) 	
1	HPE Aruba Networking X391 850W Port-to-Power AC Power Supply	JL601A
	<ul style="list-style-type: none"> This is a Spare only Must be used with 2 Power Units (JL601A or JL713A) Must be used with 5 Fan Tray (JL714A or JL715A) 2 Post Rack Kit included, must use 4 Post Rack Mount Kit(J9583B) with HPE Racks 1U - Height 	
	HPE Aruba Networking X391 850W Port-to-Power AC Power Supply PDU	JL601A#B2B
	<ul style="list-style-type: none"> C15 PDU Jumper Cord (NA/MEX/TW/JP) (JL697A) 	
	HPE Aruba Networking X391 850W Port-to-Power AC Power Supply PDU	JL601A#B2C
	<ul style="list-style-type: none"> C15 PDU Jumper Cord (ROW) (JL697A) 	
	HPE Aruba Networking X391 850W Port-to-Power AC Power Supply 220v	JL601A#B2E
	<ul style="list-style-type: none"> HPE 2.3m C15 to NEMA 6-15P Pwr Cord(J9936A) 	
	HPE Aruba Networking X391 850W Port-to-Power AC Power Supply NoLoc	JL601A#AC3
	<ul style="list-style-type: none"> No Localized Power Cord Selected. Use J9955A to obtain a Locking Plug Power Cord (L6-20P) 	
1	HPE Aruba Networking X391 550W Power-to-Port AC Power Supply	JL712A
	<ul style="list-style-type: none"> Includes 1 x c13, 550w 	
	HPE Aruba Networking X391 550W Power-to-Port AC Power Supply PDU	JL712A#B2B
	<ul style="list-style-type: none"> C13 PDU Jumper Cord (NA/MEX/TW/JP) (JL697A) 	
	HPE Aruba Networking X391 550W Power-to-Port AC Power Supply PDU	JL712A#B2C
	<ul style="list-style-type: none"> C13 PDU Jumper Cord (ROW) (JL697A) 	
	HPE Aruba Networking X391 550W Power-to-Port AC Power Supply 220v	JL712A#B2E
	<ul style="list-style-type: none"> HPE 2.3m C13 to NEMA 6-15P Pwr Cord(J9936A) 	
	HPE Aruba Networking X391 550W Power-to-Port AC Power Supply NoLoc	JL712A#AC3
	<ul style="list-style-type: none"> No Localized Power Cord Selected. Use J9955A to obtain a Locking Plug Power Cord (L6-20P) 	
	HPE Aruba Networking X391 850W Power-to-Port AC Power Supply	JL713A
	<ul style="list-style-type: none"> includes 1 x c13, 850w 	
	HPE Aruba Networking X391 850W Power-to-Port AC Power Supply PDU	JL713A#B2B
	<ul style="list-style-type: none"> C15 PDU Jumper Cord (NA/MEX/TW/JP) (JL697A) 	
	HPE Aruba Networking X391 850W Power-to-Port AC Power Supply PDU	JL713A#B2C
	<ul style="list-style-type: none"> C15 PDU Jumper Cord (ROW) (JL697A) 	
	HPE Aruba Networking X391 850W Power-to-Port AC Power Supply 220v	JL713A#B2E
	<ul style="list-style-type: none"> HPE 2.3m C15 to NEMA 6-15P Pwr Cord(J9936A) 	
	HPE Aruba Networking X391 850W Power-to-Port AC Power Supply NoLoc	JL713A#AC3
	<ul style="list-style-type: none"> No Localized Power Cord Selected. Use J9955A to obtain a Locking Plug Power Cord (L6-20P) 	
	HPE Aruba Networking X741 Port-to-Power Fan	JL714A
	HPE Aruba Networking X742 Power-to-Port Fan	JL715A
	HPE Aruba Networking X412 1U Universal 2-post Rack Mount Kit	JL602A
	HPE Aruba Networking X414 1U Universal 4-post Rack Mount Kit	J9583B
	HPE Aruba Networking X544 Universal 4-post Duct Kit (Must order 4-post rack mount kit)	JL716A
	<ul style="list-style-type: none"> Must order 4-post rack mount kit separately 	
	HPE Aruba Networking X2C2 RJ45 to DB9 Console Cable	JL448A
	HPE Aruba Networking CX Switch Bluetooth Adapter	S1H23A
	HPE Aruba Networking USB-A-RJ45 PIN3TX-6RX 2.5m Cable	R8Z87A
	HPE Aruba Networking USB-A-RJ45 PC-to-Switch PIN6TX-3RX 2.5m Cable	R9G48B
	HPE Aruba Networking USB-A reversible to USB-C PC-to-Switch 3m Cable	R9J32A

Configuration Information

	HPE Aruba Networking USB-C to USB-C PC-to-Switch 3m Cable	R9J33A
Rule #	Configuration Rules	
1	Description	
Notes:	<p>Localization required on orders without B2B, B2C, B2E or AC3 options.</p> <ul style="list-style-type: none"> – OCA Only: Required Custom Choice (Min1/Max1) – Switch/Router/Power Supply to PDU Power Cord - B2B in North America, Mexico, Taiwan, and Japan or B2C ROW. (OCA Default B2B or B2C for Rack Level CTO) – Switch/Router/Power Supply to Wall Power Cord - Localized Option (OCA Default for BTO) – High Volt Switch/Router/Power Supply to Wall Power Cord - B2E Option. (Offered only in North America, Mexico, Taiwan, and Japan) – No Power Cord - AC3 Option 	

Software

Remarks	Description	SKU
	HPE Aruba Networking OS-CX Software	
	CX Advanced Software Licenses	
	HPE Aruba Networking CX Software 8/9xxx Switch Advanced 1-year Subscription E-STU	SOT87AAE
	HPE Aruba Networking CX Software 8/9xxx Switch Advanced 3-year Subscription E-STU	SOT88AAE
	HPE Aruba Networking CX Software 8/9xxx Switch Advanced 5-year Subscription E-STU	SOT89AAE
	HPE Aruba Networking CX Software 8/9xxx Switch Advanced 7-year Subscription E-STU	SOT90AAE
	HPE Aruba Networking CX Software 8/9xxx Switch Advanced 10-year Subscription E-STU	SOT86AAE
	NetEdit	
	Single Node Subscription	
	HPE Aruba Networking NetEdit Single Node 1yr Subscription E-STU	JL639AAE
	HPE Aruba Networking NetEdit Single Node 3yr Subscription E-STU	JL640AAE
	HPE Aruba Networking Fabric Composer	
	Fabric Composer / Single Node Subscription	
	HPE Aruba Networking Fabric Composer Device Management Service Tier 4 Switch 1y Subscription E-STU	R7G99AAE
	HPE Aruba Networking Fabric Composer Device Management Service Tier 4 Switch 3y Subscription E-STU	R7H00AAE
	HPE Aruba Networking Fabric Composer Device Management Service Tier 4 Switch 5y Subscription E-STU	R7H01AAE
	Central	
	Cloud Services / 8XXX Switch Foundation Subscriptions	
2	HPE Aruba Networking Central Switch Class5 Foundation 1-year Subscription E-STU	R3K03AAE
2	HPE Aruba Networking Central Switch Class5 Foundation 3-year Subscription E-STU	R3K04AAE
2	HPE Aruba Networking Central Switch Class5 Foundation 5-year Subscription E-STU	R3K05AAE
2	HPE Aruba Networking Central Switch Class5 Foundation 7-year Subscription E-STU	R3K06AAE
2	HPE Aruba Networking Central Switch Class5 Foundation 10-year Subscription E-STU	R3K07AAE
	On-Prem Services / 8XXX Switch Foundation Subscriptions	
3	HPE Aruba Networking Central on Prem Switch Class-5 Foundation 1 year Subscription E-STU	R6U88AAE
3	HPE Aruba Networking Central on Prem Switch Class-5 Foundation 3 year Subscription E-STU	R6U89AAE
3	HPE Aruba Networking Central on Prem Switch Class-5 Foundation 5 year Subscription E-STU	R6U90AAE
3	HPE Aruba Networking Central on Prem Switch Class-5 Foundation 7 year Subscription E-STU	R6U91AAE
3	HPE Aruba Networking Central on Prem Switch Class-5 Foundation 10 year Subscription E-STU	R6U92AAE
	On-Prem Services / 8XXX/9XXX/10XXX Switch Advanced Subscriptions	
3	HPE Aruba Networking Central On-Premises Switch Class5 Advanced 1-year Subscription E-STU	R6V08AAE
3	HPE Aruba Networking Central On-Premises Switch Class5 Advanced 3-year Subscription E-STU	R6V09AAE
3	HPE Aruba Networking Central On-Premises Switch Class5 Advanced 5-year Subscription E-STU	R6V10AAE
3	HPE Aruba Networking Central On-Premises Switch Class5 Advanced 7-year Subscription E-STU	R6V11AAE
3	HPE Aruba Networking Central On-Premises Switch Class5 Advanced 10-year Subscription E-STU	R6V12AAE

Configuration Information

Configuration Rules		
Rule #	Description	SKU
2	Add the Central Cloud Skus to the HPE Aruba Networking Catalog as Standalone: HPE Aruba Networking > Network Management > Central > Cloud Services	
3	Add the Central On-Prem Skus to the HPE Aruba Networking Catalog as Standalone: HPE Aruba Networking > Network Management > Central > On-Prem Services	
6	Add the Central FedRAMP Service Skus to the HPE Aruba Networking Catalog as Standalone: HPE Aruba Networking > Network Management > Central > FedRAMP	
As-a-Service		
HPE Aruba Networking OS-CX Software		
CX Advanced AAS Software Licenses		
Central		
Cloud Services / 8XXX Switch Foundation Subscriptions		
2	HPE Aruba Networking Central Switch Class-5 Foundation 1 year Subscription SaaS	R3K03AAS
2	HPE Aruba Networking Central Switch Class-5 Foundation 3 year Subscription SaaS	R3K04AAS
2	HPE Aruba Networking Central Switch Class-5 Foundation 5 year Subscription SaaS	R3K05AAS
2	HPE Aruba Networking Central Switch Class-5 Foundation 7 year Subscription SaaS	R3K06AAS
2	HPE Aruba Networking Central Switch Class-5 Foundation 10 year Subscription SaaS	R3K07AAS
Cloud Services / Switch Advanced AAS Licenses		
7	HPE Aruba Networking Central Switch Class-5 Advanced 7 year Subscription SaaS	SOW45AAS
7	HPE Aruba Networking Central Switch Class-5 Advanced 10 year Subscription SaaS	SOW46AAS
7	HPE Aruba Networking Central Switch Class-5 Advanced 1 year Subscription SaaS	SOW62AAS
7	HPE Aruba Networking Central Switch Class-5 Advanced 3 year Subscription SaaS	SOW63AAS
7	HPE Aruba Networking Central Switch Class-5 Advanced 5 year Subscription SaaS	SOW64AAS
7	HPE Aruba Networking Central Switch Class-5 Advanced 7 year Subscription SaaS	SOW65AAS
7	HPE Aruba Networking Central Switch Class-5 Advanced 10 year Subscription SaaS	SOW66AAS
7	HPE Aruba Networking Central Switch Class-5 Advanced 1 year Subscription SaaS	SOW87AAS
7	HPE Aruba Networking Central Switch Class-5 Advanced 3 year Subscription SaaS	SOW88AAS
7	HPE Aruba Networking Central Switch Class-5 Advanced 5 year Subscription SaaS	SOW89AAS
Configuration Rules		
Rules #	Description	SKU
2	Add the Central Cloud Skus to the HPE Aruba Networking Catalog as Standalone: HPE Aruba Networking > Network Management > Central > Cloud Services	
7	For IRIS reference only. No action required for OCX and Clic	

Technical Specifications

	HPE Aruba Networking 8360v2- 32Y4C MACsec Front- to-Back 3 Fans, 2 Power Supplies [JL700C]	HPE Aruba Networking 8360v2- 32Y4C MACsec Back- to-Front 3 Fans, 2 Power Supplies [JL701C]	HPE Aruba Networking 8360v2- 16Y2C Front-to-Back 3 Fans, 2 Power Supplies [JL702C]	HPE Aruba Networking 8360v2- 16Y2C Back- to-Front 3 Fans, 2 Power Supplies [JL703C]	HPE Aruba Networking 8360- 48Y6C v2 MACsec Front-to-Back 5 Fans, 2 AC Power Supplies [JL704C]	HPE Aruba Networking 8360- 48Y6C v2 MACsec Back-to-Front 5 Fans, 2 AC Power Supplies [JL705C]
I/O ports and slots						
	8360-32Y4C up to 12 ports of 50G 28 ports of 1GbE/10GbE/25GbE (SFP/ SFP+/SFP28) 4 ports of 10GbE/25GbE (SFP+/SFP28) with MACsec 4 ports of 40GbE/100GbE (QSFP+/QSFP28) (optional 1GBASE-T SFP, 10GBASE-T SFP+ transceivers and 4x10G/25G breakout cables supported)		8360-16Y2C up to 8 ports of 50G 16 ports of 1GbE/10GbE/25GbE (SFP/SFP+/SFP28) 2 ports of 40GbE/100GbE (QSFP+/QSFP28) (optional 1GBASE-T SFP and 10GBASE-T SFP+ transceivers and 4x10G/25G breakout cables supported)		8360-48Y6C up to 22 ports of 50G 44 ports of 1GbE/10GbE/25GbE (SFP/SFP+/SFP28) 4 ports of 10GbE/25GbE (SFP+/SFP28) with MACsec 4 ports of 40GbE/100GbE (QSFP+/QSFP28) 2 ports of 40GbE/100GbE (QSFP+/QSFP28) with MACsec	
Additional ports and slots						
Power Supplies	2 field-replaceable and hot-swappable power supplies1					
Fans	3 field-replaceable and hot-swappable fans2			5 field-replaceable and hot-swappable fans2		
Management	RJ-45 serial and USB-C console; RJ-45 Ethernet port; USB-Type A					
Physical characteristics						
Physical Dimensions (HxWxD)	1.73in x 17.4in x 16.0in 44.0mm x 442.5mm x 406.4			1.73in x 17.4in x 22.0in 44.0mm x 442.5mm x 558.8		
Full configuration weight	18.05 lb 8.19 kg		17.00 lb (estim.) 7.71 kg (estim.)		23.65lb 10.73kgs	
Memory and Processor						
CPU	1.8 GHz 4-core 64-bit					
Memory, Drive and Flash	16GB RAM, 32GB Flash/Storage					
Packet Buffer	32MB					
Performance						
Switching Capacity	2.4Tbps		1.2Tbps		4.8Tbps	
MAC Address Table Size	212,992					
IPv4 Host Table	145,780					
IPv6 Host Table	145,780					
IPv4 Unicast Routes	606,977					
IPv6 Unicast Routes	630,784					
Maximum Number of Access Control List (ACL) Entries Ingress	IPv4 65,536, IPv6 16,384, MAC 65,536					



Technical Specifications

Performance						
Maximum Number of Access Control List (ACL) Entries Egress	IPv4 8,192, IPv6 2,048, MAC 8,192					
Maximum VLANs	4,094					
IGMP Groups	7,000					
MLD Groups	7,000					
IPv4 Multicast Routes	7,000					
IPv6 Multicast Routes	7,000					
Environment						
Operating Temperature ³	32°F to 113°F (0°C to 45°C) up to 5000 ft	32°F to 104°F (0°C to 40°C) up to 5000 ft	32°F to 113°F (0°C to 45°C) up to 5000 ft	32°F to 104°F (0°C to 40°C) up to 5000 ft	32°F to 113°F (0°C to 45°C) up to 5000 ft	32°F to 104°F (0°C to 40°C) up to 5000 ft
Operating Relative Humidity	15% to 95% relative humidity at 113°F (45°C), non-condensing	15% to 95% relative humidity at 104°F (40°C), non-condensing	15% to 95% relative humidity at 113°F (45°C), non-condensing	15% to 95% relative humidity at 104°F (40°C), non-condensing	15% to 95% relative humidity at 113°F (45°C), non-condensing	15% to 95% relative humidity at 104°F (40°C), non-condensing
Non-Operating Temperature	-40°C to 70°C (-40°F to 158°F) up to 4.6km (15,000 ft.)					
Non-Operating/Storage Relative Humidity	15% to 95% at 149°F (65°C) non-condensing					
Maximum Operating Altitude	Up to 10,000ft (3.048Km)					
Maximum Non-Operating Altitude	Up to 15,000ft (4.6Km)					
Primary Airflow	Power-to-Port (PwrToPrt) or Port-to-Power (PrtToPwr)				Front-to-Back (Frnt-to-Bck) or Back-to- Front (Bck-to-Front)	
BTU/hr	1,450	1,450	1,109	1,109	1,450	1,450
Acoustics ⁴	LWAd = 6.3 Bel LpAm (Bystander) = 45.4 dB	LWAd = 6.4 Bel LpAm (Bystander) = 45.8 dB	LWAd = 6.0 Bel LpAm (Bystander) = 42.8 dB	LWAd = 6.0 Bel LpAm (Bystander) = 42.8 dB	LWAd = 6.3 Bel LpAm (Bystander) = 45.4 dB	LWAd = 6.4 Bel LpAm (Bystander) = 45.8 dB
Electrical Characteristics						
Frequency	47-63 Hz					
AC Voltage	7.1A for 100-127VAC				100-127V/200-240V	
Current	3.4A for 200-240VAC				10A (Low Voltage) / 5A (High Voltage)	
Power Consumption	Max: 425W Idle: 120W		Max: 325W Idle: 110W		230W Idle Power / 725W Max Power	
Regulatory						
Compliance	Products comply with CE Markings according to directives 2014/30/EU (EMC) and 2014/35/EU (Safety)					
RoHS	EN 63000:2018					
Safety						
EU	EN 60950-1:2006 + A11:2009 + A1:2010 + A12:2011 + A2:2013 EN62368-1, Ed.2:2014					

Technical Specifications

North America	UL60950-1, CSA 22.2 No 60950-1
Worldwide	IEC60950-1:2005 Ed.2 + Am 1:2009 + A2:2013 IEC 62368-1:2014
EMC	EN 55024:2010+A2016/CISPR24:2015 EN55032:2015/CISPR 32, Class A EN55035:2017/CISPR 35 EN61000-3-2:2014, Class A EN61000-3-3:2013 FCC CFR 47 Part 15:2010, Class A ICES-003, Class A VCCI Class A CNS 13438 CNS 13438 Class A
Laser	
Transceivers	EN60825-1:2014 / IEC 60825-1: 2014 Class 1 Class 1 Laser Products / Laser Klasse 1
Mounting	Mounts in an EIA standard 19-inch rack or other equipment cabinet; horizontal surface mounting only; 2-post and 4-post mounting options available ⁵ ; air duct available for 4-post deployments and sold separately



Technical Specifications

	HPE Aruba Networking 8360v2- 48XT4C Front- to-Back 3 Fans, 2 Power Supplies [JL706C]	HPE Aruba Networking 8360v2- 48XT4C Back- to-Front3 Fans, 2 Power Supplies [JL707C]	HPE Aruba Networking 8360v2-12C Front-to-Back 3 Fans, 2 Power Supplies [JL708C]	HPE Aruba Networking 8360v2-12C Back-to-Front 3 Fans, 2 Power Supplies [JL709C]	HPE Aruba Networking 8360v2- 24XF2C Front- to-Back 3 Fans, 2 Power Supplies [JL710C]	HPE Aruba Networking 8360v2- 24XF2C Back- to-Front 3 Fans, 2 Power Supplies [JL711C]
I/O ports and slots						
	48 ports of 100M/1GbE/10GBASE-T 4 ports of 40GbE/100GbE (QSFP+/QSFP28)		12 ports of 40GbE/100GbE (QSFP+/ QSFP28) (optional 4x10G/25G breakout cables supported)		24 ports of 1GbE/10GbE (SFP/SFP+) 2 ports of 40GbE/100GbE (QSFP+/ QSFP28) (optional 1GBASE-T SFP and 10GBASE-T SFP+ transceivers and 4x10G/25G breakout cables supported)	
Additional ports and slots						
Power Supplies	2 field-replaceable and hot-swappable power supplies ⁶					
Fans	3 field-replaceable and hot-swappable fans ⁷					
Management	RJ-45 serial and USB-C console; RJ-45 Ethernet port; USB-Type A					
Physical characteristics						
Physical Dimensions (HxWxD)	1.73in x 17.4in x 16.0in 44.0mm x 442.5mm x 406.4					
Full configuration weight	18.85 lb. 8.55 kg		17.65 lb 8.01 kg		17.8 lb 8.07 kg	
Memory and Processor						
CPU	1.8 GHz 4-core 64-bit					
Memory, Drive and Flash	16GB RAM, 32GB Flash/Storage					
Packet Buffer	32MB					
Performance						
Switching Capacity	1.76Tbps		2.4Tbps		880Gbps	
MAC Address Table Size	212,992					
IPv4 Host Table	145,780					
IPv6 Host Table	145,780					
IPv4 Unicast Routes	606,977					
IPv6 Unicast Routes	630,784					
Maximum Number of Access Control List (ACL) Entries Ingress	IPv4 65,536, IPv6 16,384, MAC 65,536					
Performance						
Maximum Number of Access Control List (ACL) Entries Egress	IPv4 8,192, IPv6 2,048, MAC 8,192					



Technical Specifications

Maximum VLANs	4,094					
IGMP Groups	7,000					
MLD Groups	7,000					
IPv4 Multicast Routes	7,000					
IPv6 Multicast Routes	7,000					
Environment						
Operating Temperature ⁸	32°F to 113°F (0°C to 45°C) up to 5000 ft	32°F to 104°F (0°C to 40°C) up to 5000 ft	32°F to 113°F (0°C to 45°C) up to 5000 ft	32°F to 104°F (0°C to 40°C) up to 5000 ft	32°F to 113°F (0°C to 45°C) up to 5000 ft	32°F to 104°F (0°C to 40°C) up to 5000 ft
Operating Relative Humidity	15% to 95% relative humidity at 113°F (45°C), non-condensing	15% to 95% relative humidity at 104°F (40°C), non-condensing	15% to 95% relative humidity at 113°F (45°C), non-condensing	15% to 95% relative humidity at 104°F (40°C), non-condensing	15% to 95% relative humidity at 113°F (45°C), non-condensing	15% to 95% relative humidity at 104°F (40°C), non-condensing
Non-Operating Temperature	-40°C to 70°C (-40°F to 158°F) up to 4.6km (15,000 ft.)					
Non-Operating/Storage Relative Humidity	15% to 95% at 149°F (65°C) non-condensing					
Maximum Operating Altitude	Up to 10,000ft (3.048Km)					
Maximum Non-Operating Altitude	Up to 15,000ft (4.6Km)					
Primary Airflow	Port-to-Power (PrtToPwr)	Power-to-Port (PwrToPrt)	Port-to-Power (PrtToPwr)	Power-to-Port (PwrToPrt)	Port-to-Power (PrtToPwr)	Power-to-Port (PwrToPrt)
BTU/hr	1,706	1,706	1,280	1,280	1,280	1,280
Acoustics ⁹	LWAd = 6.7 Bel LpAm (Bystander) = 48.7 dB	LWAd = 6.5 Bel LpAm (Bystander) = 47.6 dB	LWAd = 6.3 Bel LpAm (Bystander) = 46.7 dB	LWAd = 6.2 Bel LpAm (Bystander) = 45.3 dB	LWAd = 6.0 Bel LpAm (Bystander) = 42.6 dB	LWAd = 6.2 Bel LpAm (Bystander) = 44.4 dB
Electrical Characteristics						
Frequency	47-63 Hz					
AC Voltage	7.1A for 100-127VAC					
Current	3.4A for 200-240VAC					
Power Consumption	Max: 500W Idle: 120W		Max: 375W Idle: 120W		Max: 375W Idle: 120W	
Regulatory						
Compliance	Products comply with CE Markings according to directives 2014/30/EU (EMC) and 2014/35/EU (Safety)					
RoHS	EN 50581:2012					
Safety						
EU	EN 60950-1:2006 + A11:2009 + A1:2010 + A12:2011 + A2:2013 EN62368-1, Ed.2:2014					
North America	UL/CUL 69050-1: 2nd Edition UL/CUL 63268-1:2014 UL60950-1, CSA 22.2 No 60950-1					
Worldwide	IEC60950-1:2005 Ed.2 + Am 1:2009 + A2:2013 IEC 62368-1:2014					

Technical Specifications

EMC	EN 55024:2010+A2016/CISPR24:2015 EN55032:2015/CISPR 32, Class A EN55035:2017/CISPR 35 EN61000-3-2:2014, Class A EN61000-3-3:2013 FCC CFR 47 Part 15:2010, Class A ICES-003, Class A VCCI Class A CNS 13438 CNS 13438 Class A
Laser	
Transceivers	EN60825-1:2014 / IEC 60825-1: 2014 Class 1 Class 1 Laser Products / Laser Klasse 1
Mounting	Mounts in an EIA standard 19-inch rack or other equipment cabinet; horizontal surface mounting only; 2-post and 4-post mounting options available ¹⁰ ; air duct available for 4-post deployments and sold separately



Technical Specifications

Standards and Protocols

The following standards and protocols are supported.

- CPU DoS Protection
 - IEEE 802.1AB-2009
 - IEEE 802.1AE MACSEC
 - IEEE 802.1AEbn-2011 GCM-AES-256 Cipher Suite
 - IEEE 802.1AEbw-2013 Extended Packet Numbering
 - IEEE 802.1ak-2007
 - IEEE 802.1AX-2008 Link Aggregation
 - IEEE 802.1p Priority
 - IEEE 802.1p Traffic Class Expediting and Dynamic Multicast Filtering
 - IEEE 802.1Q VLANs
 - IEEE 802.1s Multiple Spanning Trees
 - IEEE 802.1t-2001
 - IEEE 802.1v VLAN classification by Protocol and Port
 - IEEE 802.1w Rapid Reconfiguration of Spanning Tree
 - IEEE 802.3ad Link Aggregation Control Protocol (LACP)
 - IEEE 802.3ae 10-Gigabit Ethernet
 - IEEE 802.3an 10-GBASE-T-2006
 - IEEE 802.3by 25 Gigabit Ethernet-2016
 - IEEE 802.3cc 25 Gigabit Ethernet-2017
 - IEEE 802.3ba 40-Gigabit Ethernet - 2010
 - IEEE 802.3cd 50-Gigabit Ethernet - 2018¹
- Notes:** ¹50GbE transceiver capability enabled in future software release
- IEEE 802.3ba 802.3bj-100 Gigabit Ethernet - 2010/2014
 - IEEE 802.3x Flow Control
 - IEEE 802.3z 1000BASE-X
 - IEEE 802.3z Gigabit Ethernet
 - RFC 1215 Convention for defining traps for use with the SNMP
 - RFC 1256 ICMP Router Discovery Messages
 - RFC 1350 TFTP Protocol (revision 2)
 - RFC 1393 Traceroute Using an IP Option
 - RFC 1403 BGP OSPF Interaction
 - RFC 1519 CIDR
 - RFC 1583 OSPF Version 2
 - RFC 1591 Domain Name System Structure and Delegation
 - RFC 1657 Definitions of Managed Objects for BGP-4 using SMIv2
 - RFC 1757 Remote Network Monitoring Management Information Base
 - RFC 1772 Application of the Border Gateway Protocol in the Internet
 - RFC 1812 Requirements for IP Version 4 Router
 - RFC 1918 Address Allocation for Private Internet
 - RFC 1981 Path MTU Discovery for IP version 6
 - RFC 1997 BGP Communities Attribute
 - RFC 1998 An Application of the BGP Community Attribute
 - RFC 2131 DHCP
 - RFC 2131 DHCP Options and BOOTP Vendor Extensions
 - RFC 2236 IGMP
 - RFC 2328 OSPF Version 2
 - RFC 2375 IPv6 Multicast Address Assignments
 - RFC 2385 Protection of BGP Sessions via the TCP MD5 Signature Option

Technical Specifications

- RFC 2401 Security Architecture for the Internet Protocol
- RFC 2402 IP Authentication Header
- RFC 2406 IP Encapsulating Security Payload (ESP)
- RFC 2439 BGP Route Flap Damping
- RFC 2460 Internet Protocol, Version 6 (IPv6) Specification
- RFC 2464 Transmission of IPv6 over Ethernet Networks
- RFC 2545 Use of BGP-4 Multiprotocol Extensions for IPv6 Inter-Domain Routing
- RFC 2576 Coexistence between SNMP V1, V2, V3)
- RFC 2710 Multicast Listener Discovery (MLD) for IPv6
- RFC 2711 IPv6 Router Alert Option
- RFC 2787 Definitions of Managed Objects for the Virtual Router Redundancy Protocol
- RFC 2918 Route Refresh Capability for BGP-4
- RFC 2934 Protocol Independent Multicast MIB for IPv4
- RFC 3019 MLDv1 MIB
- RFC 3056 Connection of IPv6 Domains via IPv4 Clouds
- RFC 3065 Autonomous System Confederation for BGP
- RFC 3101 OSPF Not-so-stubby-area option
- RFC 3137 OSPF Stub Router Advertisement
- RFC 3176 InMon Corporation's sFlow: A Method for Monitoring Traffic in Switched and Routed Networks
- RFC 3376 IGMPv3
- RFC 3416 (SNMP Protocol Operations v2)
- RFC 3417 (SNMP Transport Mappings)
- RFC 3418 Management Information Base (MIB) for the Simple Network Management Protocol (SNMP)
- RFC 3484 Default Address Selection for IPv6
- RFC 3509 Alternative Implementations of OSPF Area Border Routers
- RFC 3623 Graceful OSPF Restart
- RFC 3768 VRRP
- RFC 3810 Multicast Listener Discovery Version 2 (MLDv2) for IPv6
- RFC 3973 PIM Dense Mode
- RFC 4022 MIB for TCP
- RFC 4113 MIB for UDP
- RFC 4213 Basic Transition Mechanisms for IPv6 Hosts and Routers
- RFC 4251 The Secure Shell (SSH) Protocol
- RFC 4252 SSHv6 Authentication
- RFC 4253 SSHv6 Transport Layer
- RFC 4254 SSHv6 Connection
- RFC 4271 A Border Gateway Protocol 4 (BGP-4)
- RFC 4273 Definitions of Managed Objects for BGP-4
- RFC 4291 IP Version 6 Addressing Architecture
- RFC 4292 IP Forwarding Table MIB
- RFC 4293 Management Information Base for the Internet Protocol (IP)
- RFC 4360 BGP Extended Communities Attribute
- RFC 4419 Key Exchange for SSH
- RFC 4443 ICMPv6
- RFC 4456 BGP Route Reflection: An Alternative to Full Mesh Internal BGP (IBGP)
- RFC 4486 Subcodes for BGP Cease Notification Message
- RFC 4541 IGMP & MLD Snooping Switch
- RFC 4552 Authentication/Confidentiality for OSPFv3
- RFC 4601 PIM Sparse Mode
- RFC 4724 Graceful Restart Mechanism for BGP

Technical Specifications

- RFC 4750 OSPFv2 MIB [partial support no Set MIB]
 - RFC 4760 Multiprotocol Extensions for BGP-4
 - RFC 4861 IPv6 Neighbor Discovery
 - RFC 4862 IPv6 Stateless Address Auto-configuration
 - RFC 4940 IANA Considerations for OSPF
 - RFC 5065 Autonomous System Confederation for BGP
 - RFC 5095 Deprecation of Type 0 Routing Headers in IPv6
 - RFC 5187 OSPFv3 Graceful Restart
 - RFC 5340 OSPFv3 for IPv6
 - RFC 53492 Capabilities Advertisement with BGP-4
 - RFC 5424 Syslog Protocol
 - RFC 5519 Multicast Group Membership Discovery MIB (MLDv2 only)
 - RFC 5701 IPv6 Address Specific BGP Extended Community Attribute
 - RFC 5722 Handling of Overlapping IPv6 Fragments
 - RFC 5798 VRRP (exclude Accept Mode and sub-sec timer)
 - RFC 5880 Bidirectional Forwarding Detection
 - RFC 6987 OSPF Stub Router Advertisement
 - RFC 7047 The Open vSwitch Database Management Protocol
 - RFC 7059 A Comparison of IPv6-overIPv4 Tunnel Mechanisms
 - RFC 7313 Enhanced Route Refresh Capability for BGP-4
 - RFC 768 User Datagram Protocol
 - RFC 783 TFTP Protocol (revision 2)
 - RFC 791 IP
 - RFC 792 ICMP
 - RFC 793 TCP
 - RFC 813 Window and Acknowledgement Strategy in TCP
 - RFC 815 IP datagram reassembly algorithms
 - RFC 8201 Path MTU Discovery for IP version 6
 - RFC 826 ARP
 - RFC 879 TCP maximum segment size and related topics
 - RFC 896 Congestion control in IP/TCP internetworks
 - RFC 917 Internet subnets
 - RFC 919 Broadcasting Internet Datagrams
 - RFC 922 Broadcasting Internet Datagrams in the Presence of Subnets (IP_BROAD)
 - RFC 925 Multi-LAN address resolution
-



HPE Aruba Networking Data Center Networking Solution for HPE

New HPE Aruba Networking Data Center Networking Solution SKUs for HPE

Hewlett Packard Enterprise and HPE Aruba Networking offer customers highly differentiated pre-engineered IT infrastructure solutions that span a wide variety HPE compute, storage, networking that span virtualization, vSAN, HCI, HPC, MCS, Microsoft, SAP HANA, VMware, Nutanix application and IaaS service offerings. HPE Aruba Networking 10/25 and 40/100G CX switches can be deployed as part of these solutions and is often designed into these integrated solutions along with HPE ProLiant DL/DX servers, SimpliVity, Nimble, Synergy, Cray Shasta, Cray ClusterStor, Superdome Flex and HPE GreenLake. These ready-to-deploy, integrated IT data center solutions help simplify and speed IT service delivery while reducing the time, risk, and expertise needed to deploy complex solutions.

To ensure that these Hewlett Packard Enterprise and HPE Aruba Networking integrated solutions receive simplified ordering and the highest-level of customer service and support, HPE Aruba Networking has created a special tracking HPE Aruba Networking Data Center networking SKUs for HPE deployments that identifies these integrated solutions to ensure they receive rapid support triage and streamlines escalation through HPE Services. Please use these new tracking SKUs when HPE Aruba Networking CX switches are included in HPE integrated and mixed compute, storage and networking configuration and deployments.

Notes: Current HPE Aruba Networking “J#” SKUs should still be used for all data center network centric (HPE Aruba Networking “only”, Non HPE environments). Please contact your sales representative for additional information and ordering guidance.

HPE Aruba Networking 8360 DC Switch Series

BTO Models

Rule #	Description	SKU
1, 2, 3, 4, 5, 6, 7, 8, 9, 10, 12	HPE Aruba Networking CX 8360-32Y4C v2 Port-to-Power Airflow 3 Fans 2 PSU Attached Bundle <ul style="list-style-type: none"> Includes 2 Port-to-Power Power Units (R9G19A) Includes 3 Port-to-Power Fan Trays (R9G20A) 2-post Rack Kit included Min=0 \ Max= 28 SFP/SFP+/SFP28 1/10/25G Transceivers, ports 5-32 OR Min=0 \ Max= 14 SFP56 50G Transceivers, ports 5-32, for every 1 or 2 SFP56 ports enabled, disable qty 2 ports Min=0 \ Max= 4 SFP+/SFP28 10/25G Transceivers with MACsec, port 1-4 Min=0 \ Max = 4 QSFP+/QSFP28 40/100G Transceivers QSA28 Adapter Min=0 \ Max=2, ports 34/35 (rule7) 1U - Height 	R9G08A
	HPE Aruba Networking CX 8360-32Y4C v2 Port-to-Power Airflow 3 Fans 2 PSU Attached Bundle <ul style="list-style-type: none"> C13 PDU Jumper Cord (NA/MEX/TW/JP) (J9943A C15 equivalent) 	R9G08A
	HPE Aruba Networking CX 8360-32Y4C v2 Port-to-Power Airflow 3 Fans 2 PSU Attached Bundle <ul style="list-style-type: none"> C13 PDU Jumper Cord (ROW) (J9944A C15 equivalent) 	R9G08A
	HPE Aruba Networking CX 8360-32Y4C v2 Port-to-Power Airflow 3 Fans 2 PSU Attached Bundle <ul style="list-style-type: none"> HPE 2.3m C13 to NEMA 6-15P Pwr Cord(J9936A) 	R9G08A
	HPE Aruba Networking CX 8360-32Y4C v2 Port-to-Power Airflow 3 Fans 2 PSU Attached Bundle <ul style="list-style-type: none"> No Localized Power Cord Selected. Use J9955A to obtain a Locking Plug Power Cord (L6-20P) 	R9G09A
1, 2, 3, 4, 5, 6, 7, 8, 9, 10, 12	HPE Aruba Networking CX 8360-32Y4C v2 Power-to-Port Airflow 3 Fans 2 PSU Attached Bundle <ul style="list-style-type: none"> Includes 2 Power-to-Port Power Units (R9G18A) Includes 3 Power-to-Port Fan Trays (R9G21A) 2-post Rack Kit included Min=0 \ Max= 28 SFP/SFP+/SFP28 1/10/25G Transceivers, ports 5-32 	R9G09A

HPE Aruba Networking Data Center Networking Solution for HPE

	<ul style="list-style-type: none"> • OR Min=0 \ Max= 14 SFP56 50G Transceivers, ports 5-32, for every 1 or 2 SFP56 ports enabled, disable qty 2 ports • Min=0 \ Max= 4 SFP+/SFP28 10/25G Transceivers with MACsec, ports 1-4 • Min=0 \ Max = 4 QSFP+/QSFP28 40/100G Transceivers • QSA28 Adapter Min=0 \ Max=2, ports 34/35 (rule7) • 1U - Height 	
	HPE Aruba Networking CX 8360-32Y4C v2 Power-to-Port Airflow 3 Fans 2 PSU Attached Bundle	R9G09A
	<ul style="list-style-type: none"> • C13 PDU Jumper Cord (NA/MEX/TW/JP) (J9943A C15 equivalent) 	
	HPE Aruba Networking CX 8360-32Y4C v2 Power-to-Port Airflow 3 Fans 2 PSU Attached Bundle	R9G09A
	<ul style="list-style-type: none"> • C13 PDU Jumper Cord (ROW) (J9944A C15 equivalent) 	
	HPE Aruba Networking CX 8360-32Y4C v2 Power-to-Port Airflow 3 Fans 2 PSU Attached Bundle	R9G09A
	<ul style="list-style-type: none"> • HPE 2.3m C13 to NEMA 6-15P Pwr Cord(J9936A) 	
	HPE Aruba Networking CX 8360-32Y4C v2 Power-to-Port Airflow 3 Fans 2 PSU Attached Bundle	R9G09A
	<ul style="list-style-type: none"> • No Localized Power Cord Selected. Use J9955A to obtain a Locking Plug Power Cord (L6-20P) 	
1, 2, 3, 4, 5, 6, 7, 8, 9, 10, 12	HPE Aruba Networking CX 8360-16Y2C v2 Port-to-Power Airflow 3 Fans 2 PSU Attached Bundle	R9G10A
	<ul style="list-style-type: none"> • Includes 2 Port-to-Power Power Units (R9G19A) • Includes 3 Port-to-Power Fan Trays (R9G20A) • 2-post Rack Kit included • Min=0 \ Max= 16 SFP/SFP+/SFP28 1/10/25G Transceivers • OR Min=0 \ Max= 8 SFP56 50G Transceivers, ports 1-16, for every 1 or 2 SFP56 ports enabled, disable qty 2 ports • Min=0 \ Max = 2 QSFP+/QSFP28 40/100G Transceivers • QSA28 Adapter Min=0 \ Max=1, ports 17 (rule7) • 1U - Height 	
	HPE Aruba Networking CX 8360-16Y2C v2 Port-to-Power Airflow 3 Fans 2 PSU Attached Bundle	R9G10A
	<ul style="list-style-type: none"> • C13 PDU Jumper Cord (NA/MEX/TW/JP) (J9943A C15 equivalent) 	
	HPE Aruba Networking CX 8360-16Y2C v2 Port-to-Power Airflow 3 Fans 2 PSU Attached Bundle	R9G10A
	<ul style="list-style-type: none"> • C13 PDU Jumper Cord (ROW) (J9944A C15 equivalent) 	
	HPE Aruba Networking CX 8360-16Y2C v2 Port-to-Power Airflow 3 Fans 2 PSU Attached Bundle	R9G10A
	<ul style="list-style-type: none"> • HPE 2.3m C13 to NEMA 6-15P Pwr Cord(J9936A) 	
	HPE Aruba Networking CX 8360-16Y2C v2 Port-to-Power Airflow 3 Fans 2 PSU Attached Bundle	R9G10A
	<ul style="list-style-type: none"> • No Localized Power Cord Selected. Use J9955A to obtain a Locking Plug Power Cord (L6-20P) 	
1, 2, 3, 4, 5, 6, 7, 8, 9, 10, 12	HPE Aruba Networking CX 8360-16Y2C v2 Power-to-Port Airflow 3 Fans 2 PSU Attached Bundle	R9G11A
	<ul style="list-style-type: none"> • Includes 2 Power-to-Port Power Units (R9G18A) • Includes 3 Power-to-Port Fan Trays (R9G21A) • 2-post Rack Kit included • Min=0 \ Max= 16 SFP/SFP+/SFP28 1/10/25G Transceivers • OR Min=0 \ Max= 8 SFP56 50G Transceivers, ports 1-16, for every 1 or 2 SFP56 ports enabled, disable qty 2 ports • Min=0 \ Max = 2 QSFP+/QSFP28 40/100G Transceivers 	

HPE Aruba Networking Data Center Networking Solution for HPE

	<ul style="list-style-type: none"> QSA28 Adapter Min=0 \ Max=1, ports 17 (rule7) 1U - Height 	
	HPE Aruba Networking CX 8360-16Y2C v2 Power-to-Port Airflow 3 Fans 2 PSU Attached Bundle	R9G11A
	<ul style="list-style-type: none"> C13 PDU Jumper Cord (NA/MEX/TW/JP) (J9943A C15 equivalent) 	
	HPE Aruba Networking CX 8360-16Y2C v2 Power-to-Port Airflow 3 Fans 2 PSU Attached Bundle	R9G11A
	<ul style="list-style-type: none"> C13 PDU Jumper Cord (ROW) (J9944A C15 equivalent) 	
	HPE Aruba Networking CX 8360-16Y2C v2 Power-to-Port Airflow 3 Fans 2 PSU Attached Bundle	R9G11A
	<ul style="list-style-type: none"> HPE 2.3m C13 to NEMA 6-15P Pwr Cord(J9936A) 	
	HPE Aruba Networking CX 8360-16Y2C v2 Power-to-Port Airflow 3 Fans 2 PSU Attached Bundle	R9G11A
	<ul style="list-style-type: none"> No Localized Power Cord Selected. Use J9955A to obtain a Locking Plug Power Cord (L6-20P) 	
1, 2, 3, 4, 5, 6, 7, 8, 9, 10, 12	HPE Aruba Networking CX 8360-48Y6C v2 Port-to-Power Airflow 5 Fans 2 PSU Attached Bundle	R9G22A
	<ul style="list-style-type: none"> Includes 2 Port-to-Power Power Units (R9G19A) Includes 5 Port-to-Power Fan Trays (R9G20A) 2 Post Rack Kit included Min=0 \ Max= 44 SFP/SFP+/SFP28 1/10/25G Transceivers, ports 5-48 Min=0 \ Max= 4 SFP+/SFP28 10/25G Transceivers, ports 1-4 OR Min=0 \ Max= 22 SFP56 50G Transceivers, ports 5-48, for every 1 or 2 SFP56 ports enabled, disable qty 2 ports Min=0 \ Max = 6 QSFP+/QSFP28 40/100G Transceivers QSA28 Adapter Min=0 \ Max=4, ports 49,50,52,53 (rule8) 1U - Height 	
	HPE Aruba Networking CX 8360-48Y6C v2 Port-to-Power Airflow 5 Fans 2 PSU Attached Bundle	R9G22A
	<ul style="list-style-type: none"> C13 PDU Jumper Cord (NA/MEX/TW/JP) (J9943A C15 equivalent) 	
	HPE Aruba Networking CX 8360-48Y6C v2 Port-to-Power Airflow 5 Fans 2 PSU Attached Bundle	R9G22A
	<ul style="list-style-type: none"> C13 PDU Jumper Cord (ROW) (J9944A C15 equivalent) 	
	HPE Aruba Networking CX 8360-48Y6C v2 Port-to-Power Airflow 5 Fans 2 PSU Attached Bundle	R9G22A
	<ul style="list-style-type: none"> HPE 2.3m C13 to NEMA 6-15P Pwr Cord(J9936A) 	
	HPE Aruba Networking CX 8360-48Y6C v2 Port-to-Power Airflow 5 Fans 2 PSU Attached Bundle	R9G22A
	<ul style="list-style-type: none"> No Localized Power Cord Selected. Use J9955A to obtain a Locking Plug Power Cord (L6-20P) 	
1, 2, 3, 4, 5, 6, 7, 8, 9, 10, 12	HPE Aruba Networking CX 8360-48Y6C v2 Power-to-Port Airflow 5 Fans 2 PSU Attached Bundle	R9G23A
	<ul style="list-style-type: none"> Includes 2 Power-to-Port Power Units (R9G18A) Includes 5 Power-to-Port Fan Trays (R9G21A) 2 Post Rack Kit included Min=0 \ Max= 44 SFP/SFP+/SFP28 1/10/25G Transceivers, ports 5-48 Min=0 \ Max= 4 SFP+/SFP28 10/25G Transceivers, ports 1-4 OR Min=0 \ Max= 22 SFP56 50G Transceivers, ports 5-48, for every 1 or 2 SFP56 ports enabled, disable qty 2 ports+F173 Min=0 \ Max = 6 QSFP+/QSFP28 40/100G Transceivers QSA28 Adapter Min=0 \ Max=4, ports 49,50,52,53 (rule8) 1U - Height 	

HPE Aruba Networking Data Center Networking Solution for HPE

	HPE Aruba Networking CX 8360-48Y6C v2 Power-to-Port Airflow 5 Fans 2 PSU Attached Bundle	R9G23A
	<ul style="list-style-type: none"> C13 PDU Jumper Cord (NA/MEX/TW/JP) (J9943A C15 equivalent) 	
	HPE Aruba Networking CX 8360-48Y6C v2 Power-to-Port Airflow 5 Fans 2 PSU Attached Bundle	R9G23A
	<ul style="list-style-type: none"> C13 PDU Jumper Cord (ROW) (J9944A C15 equivalent) 	
	HPE Aruba Networking CX 8360-48Y6C v2 Power-to-Port Airflow 5 Fans 2 PSU Attached Bundle	R9G23A
	<ul style="list-style-type: none"> HPE 2.3m C13 to NEMA 6-15P Pwr Cord(J9936A) 	
	HPE Aruba Networking CX 8360-48Y6C v2 Power-to-Port Airflow 5 Fans 2 PSU Attached Bundle	R9G23A
	<ul style="list-style-type: none"> No Localized Power Cord Selected. Use J9955A to obtain a Locking Plug Power Cord (L6-20P) 	
4, 5, 6, 7. 10, 12	HPE Aruba Networking CX 8360-48XT4C v2 Port-to-Power Airflow 3 Fans 2 PSU Attached Bundle	R9G12A
	<ul style="list-style-type: none"> Includes 2 Port-to-Power Power Units (R9G19A) Includes 3 Port-to-Power Fan Trays (R9G20A) 2-post Rack Kit included Min=0 \ Max = 4 QSFP+/QSFP28 40/100G Transceivers QSA28 Adapter Min=0 \ Max=2, ports 50/51 (rule7) 1U - Height 	
	HPE Aruba Networking CX 8360-48XT4C v2 Port-to-Power Airflow 3 Fans 2 PSU Attached Bundle	R9G12A
	<ul style="list-style-type: none"> C13 PDU Jumper Cord (NA/MEX/TW/JP) (J9943A C15 equivalent) 	
	HPE Aruba Networking CX 8360-48XT4C v2 Port-to-Power Airflow 3 Fans 2 PSU Attached Bundle	R9G12A
	<ul style="list-style-type: none"> C13 PDU Jumper Cord (ROW) (J9944A C15 equivalent) 	
	HPE Aruba Networking CX 8360-48XT4C v2 Port-to-Power Airflow 3 Fans 2 PSU Attached Bundle	R9G12A
	<ul style="list-style-type: none"> HPE 2.3m C13 to NEMA 6-15P Pwr Cord(J9936A) 	
	HPE Aruba Networking CX 8360-48XT4C v2 Port-to-Power Airflow 3 Fans 2 PSU Attached Bundle	R9G12A
	<ul style="list-style-type: none"> No Localized Power Cord Selected. Use J9955A to obtain a Locking Plug Power Cord (L6-20P) 	
4, 5, 6, 7. 10, 12	HPE Aruba Networking CX 8360-48XT4C v2 Power-to-Port Airflow 3 Fans 2 PSU Attached Bundle	R9G13A
	<ul style="list-style-type: none"> Includes 2 Power-to-Port Power Units (R9G18A) Includes 3 Power-to-Port Fan Trays (R9G21A) Rack Kit not included Min=0 \ Max = 4 QSFP+/QSFP28 40/100G Transceivers QSA28 Adapter Min=0 \ Max=2, ports 50/51 (rule7) 1U - Height 	
	HPE Aruba Networking CX 8360-48XT4C v2 Power-to-Port Airflow 3 Fans 2 PSU Attached Bundle	R9G13A
	<ul style="list-style-type: none"> C13 PDU Jumper Cord (NA/MEX/TW/JP) (J9943A C15 equivalent) 	
	HPE Aruba Networking CX 8360-48XT4C v2 Power-to-Port Airflow 3 Fans 2 PSU Attached Bundle	R9G13A
	<ul style="list-style-type: none"> C13 PDU Jumper Cord (ROW) (J9944A C15 equivalent) 	
	HPE Aruba Networking CX 8360-48XT4C v2 Power-to-Port Airflow 3 Fans 2 PSU Attached Bundle	R9G13A
	<ul style="list-style-type: none"> HPE 2.3m C13 to NEMA 6-15P Pwr Cord(J9936A) 	
	HPE Aruba Networking CX 8360-48XT4C v2 Power-to-Port Airflow 3 Fans 2 PSU Attached Bundle	R9G13A

HPE Aruba Networking Data Center Networking Solution for HPE

4, 5, 6, 7, 8, 10, 12	<ul style="list-style-type: none"> No Localized Power Cord Selected. Use J9955A to obtain a Locking Plug Power Cord (L6-20P) 	
	HPE Aruba Networking CX 8360-12C v2 Port-to-Power Airflow 3 Fans 2 PSU Attached Bundle	R9G14A
	<ul style="list-style-type: none"> Includes 2 Port-to-Power Power Units (R9G19A) Includes 3 Port-to-Power Fan Trays (R9G20A) 2-post Rack Kit included Min=0 \ Max = 12 QSFP+/QSFP28 40/100G Transceivers QSA28 Adapter Min=0 \ Max=6, ports 7-12 (rule7) 1U - Height 	
	HPE Aruba Networking CX 8360-12C v2 Port-to-Power Airflow 3 Fans 2 PSU Attached Bundle	R9G14A
	<ul style="list-style-type: none"> C13 PDU Jumper Cord (NA/MEX/TW/JP) (J9943A C15 equivalent) 	
	HPE Aruba Networking CX 8360-12C v2 Port-to-Power Airflow 3 Fans 2 PSU Attached Bundle	R9G14A
	<ul style="list-style-type: none"> C13 PDU Jumper Cord (ROW) (J9944A C15 equivalent) 	
	HPE Aruba Networking CX 8360-12C v2 Port-to-Power Airflow 3 Fans 2 PSU Attached Bundle	R9G14A
	<ul style="list-style-type: none"> HPE 2.3m C13 to NEMA 6-15P Pwr Cord(J9936A) 	
	HPE Aruba Networking CX 8360-12C v2 Port-to-Power Airflow 3 Fans 2 PSU Attached Bundle	R9G14A
4, 5, 6, 7, 8, 10, 12	<ul style="list-style-type: none"> No Localized Power Cord Selected. Use J9955A to obtain a Locking Plug Power Cord (L6-20P) 	
	HPE Aruba Networking CX 8360-12C v2 Power-to-Port Airflow 3 Fans 2 PSU Attached Bundle	R9G15A
	<ul style="list-style-type: none"> Includes 2 Power-to-Port Power Units (R9G18A) Includes 3 Power-to-Port Fan Trays (R9G21A) 2-post Rack Kit included Min=0 \ Max = 12 QSFP+/QSFP28 40/100G Transceivers QSA28 Adapter Min=0 \ Max=6, ports 7-12 (rule7) 1U - Height 	
	HPE Aruba Networking CX 8360-12C v2 Power-to-Port Airflow 3 Fans 2 PSU Attached Bundle	R9G15A
	<ul style="list-style-type: none"> C13 PDU Jumper Cord (NA/MEX/TW/JP) (J9943A C15 equivalent) 	
	HPE Aruba Networking CX 8360-12C v2 Power-to-Port Airflow 3 Fans 2 PSU Attached Bundle	R9G15A
	<ul style="list-style-type: none"> C13 PDU Jumper Cord (ROW) (J9944A C15 equivalent) 	
	HPE Aruba Networking CX 8360-12C v2 Power-to-Port Airflow 3 Fans 2 PSU Attached Bundle	R9G15A
	<ul style="list-style-type: none"> HPE 2.3m C13 to NEMA 6-15P Pwr Cord(J9936A) 	
	HPE Aruba Networking CX 8360-12C v2 Power-to-Port Airflow 3 Fans 2 PSU Attached Bundle	R9G15A
1, 2, 4, 5, 6, 7, 8, 10, 12	<ul style="list-style-type: none"> No Localized Power Cord Selected. Use J9955A to obtain a Locking Plug Power Cord (L6-20P) 	
	HPE Aruba Networking CX 8360-24XF2C v2 Port-to-Power Airflow 3 Fans 2 PSU Attached Bundle	R9G16A
	<ul style="list-style-type: none"> Includes 2 Port-to-Power Power Units (R9G19A) Includes 3 Port-to-Power Fan Trays (R9G20A) 2-post Rack Kit included Min=0 \ Max= 24 SFP/SFP+ 1/10G Transceivers Min=0 \ Max = 2 QSFP+/QSFP28 40/100G Transceivers QSA28 Adapter Min=0 \ Max=1, ports 25 (rule7) 1U - Height 	
	HPE Aruba Networking CX 8360-24XF2C v2 Port-to-Power Airflow 3 Fans 2 PSU Attached Bundle	R9G16A
	<ul style="list-style-type: none"> C13 PDU Jumper Cord (NA/MEX/TW/JP) (J9943A C15 equivalent) 	
	HPE Aruba Networking CX 8360-24XF2C v2 Port-to-Power Airflow 3 Fans 2 PSU Attached Bundle	R9G16A
	<ul style="list-style-type: none"> C13 PDU Jumper Cord (ROW) (J9944A C15 equivalent) 	

HPE Aruba Networking Data Center Networking Solution for HPE

	HPE Aruba Networking CX 8360-24XF2C v2 Port-to-Power Airflow 3 Fans 2 PSU Attached Bundle	R9G16A
	<ul style="list-style-type: none"> HPE 2.3m C13 to NEMA 6-15P Pwr Cord(J9936A) 	
	HPE Aruba Networking CX 8360-24XF2C v2 Port-to-Power Airflow 3 Fans 2 PSU Attached Bundle	R9G16A
	<ul style="list-style-type: none"> No Localized Power Cord Selected. Use J9955A to obtain a Locking Plug Power Cord (L6-20P) 	
1, 2, 4, 5, 6, 7, 8, 10, 12	HPE Aruba Networking CX 8360-24XF2C v2 Power-to-Port Airflow 3 Fans 2 PSU Attached Bundle	R9G17A
	<ul style="list-style-type: none"> Includes 2 Power-to-Port Power Units (R9G18A) Includes 3 Power-to-Port Fan Trays (R9G21A) 2-post Rack Kit included Min=0 \ Max= 24 SFP/SFP+ 1/10G Transceivers Min=0 \ Max = 2 QSFP+/QSFP28 40/100G Transceivers QSA28 Adapter Min=0 \ Max=1, ports 25 (rule7) 1U - Height 	
	HPE Aruba Networking CX 8360-24XF2C v2 Power-to-Port Airflow 3 Fans 2 PSU Attached Bundle	R9G17A
	<ul style="list-style-type: none"> C13 PDU Jumper Cord (NA/MEX/TW/JP) (J9943A C15 equivalent) 	
	HPE Aruba Networking CX 8360-24XF2C v2 Power-to-Port Airflow 3 Fans 2 PSU Attached Bundle	R9G17A
	<ul style="list-style-type: none"> C13 PDU Jumper Cord (ROW) (J9944A C15 equivalent) 	
	HPE Aruba Networking CX 8360-24XF2C v2 Power-to-Port Airflow 3 Fans 2 PSU Attached Bundle	R9G17A
	<ul style="list-style-type: none"> HPE 2.3m C13 to NEMA 6-15P Pwr Cord(J9936A) 	
	HPE Aruba Networking CX 8360-24XF2C v2 Power-to-Port Airflow 3 Fans 2 PSU Attached Bundle	R9G17A
	<ul style="list-style-type: none"> No Localized Power Cord Selected. Use J9955A to obtain a Locking Plug Power Cord (L6-20P) 	

Configuration Rules

Rule #	Description	
1	The following Transceivers install into this Switch: (Use BTO only when adding to switch)	
	HPE Aruba Networking 1G SFP LC SX 500m OM2 MMF Transceiver	R9F86A
	HPE Aruba Networking 1G SFP LC LX 10km SMF Transceiver	J4859D
	HPE Aruba Networking 1G SFP LC LH 70km SMF Transceiver	J4860D
	HPE Aruba Networking 1G SFP RJ45 T 100m Cat5e Transceiver	R9F87A
	HPE Aruba Networking 1G SFP LC SX 500m MMF TAA Transceiver	R9Q43A
	HPE Aruba Networking 1G SFP LC LX 10km SMF TAA Transceiver	R9Q44A
	HPE Aruba Networking 1G SFP RJ45 T 100m Cat5e TAA Transceiver	R9Q45A
2	The following Transceivers install into this Switch: (Use BTO only when adding to switch)	
	HPE Aruba Networking 10G SFP+ LC SR 300m OM3 MMF Transceiver	J9150D
	HPE Aruba Networking 10G SFP+ LC SR 300m OM3 MMF Transceiver	R9F82A
	HPE Aruba Networking 10G SFP+ LC LR 10km SMF Transceiver	J9151E
	HPE Aruba Networking 10GBASE-T SFP+ RJ45 30m Cat6A Transceiver	R9F85A
	HPE Aruba Networking 10G SFP+ LC ER 40km SMF Transceiver	J9153D
	HPE Aruba Networking 10G SFP+ LC SR 300m MMF TAA Transceiver	R9Q46A
	HPE Aruba Networking 10G SFP+ LC LR 10km SMF TAA Transceiver	R9Q47A
	HPE Aruba Networking 10G SFP+ to SFP+ 1m Direct Attach Copper Cable	R9F83A
	HPE Aruba Networking 10G SFP+ to SFP+ 3m Direct Attach Copper Cable	R9F84A
	HPE BladeSystem c-Class 10GbE SFP+ to SFP+ 3m Direct Attach Copper Cable	487655-B21
	HPE BladeSystem c-Class 10GbE SFP+ to SFP+ 5m Direct Attach Copper Cable	537963-B21
3	The following Transceivers install into this Switch: (Use BTO only when adding to switch)	
	HPE Aruba Networking 25G SFP28 LC SR 100m MMF Transceiver	R9F89A

HPE Aruba Networking Data Center Networking Solution for HPE

	HPE Aruba Networking 25G SFP28 LC eSR 400m MMF Transceiver	R9F90A
	HPE Aruba Networking 25G SFP28 LC LR 10km SMF Transceiver	JL486A
	HPE Aruba Networking 25G SFP28 to SFP28 0.65m Direct Attach Copper Cable	R9F91A
	HPE Aruba Networking 25G SFP28 to SFP28 3m Direct Attach Copper Cable	R9F92A
	HPE Aruba Networking 25G SFP28 to SFP28 5m Direct Attach Copper Cable	R9F93A
	HPE 25Gb SFP28 to SFP28 3m Direct Attach Copper Cable	844477-B21
	HPE 25Gb SFP28 to SFP28 5m Direct Attach Copper Cable	844480-B21
	HPE Aruba Networking 25G SFP28 to SFP28 3m Active Optical Cable	R9F94A
	HPE Aruba Networking 25G SFP28 to SFP28 7m Active Optical Cable	R9F95A
	HPE Aruba Networking 25G SFP28 to SFP28 15m Active Optical Cable	R9F96A
4	The following Transceivers install into this Switch: (Use BTO only when adding to switch)	
	HPE Aruba Networking 40G QSFP+ LC Bidirectional 150m MMF 2-strand Transceiver	R9G02A
	HPE Aruba Networking 40G QSFP+ MPO SR4 Transceiver	R9F97A
	HPE Networking X142 40G QSFP+ LC LR4 SM Transceiver	JH232A
	HPE Aruba Networking 40G QSFP+ MPO eSR4 300M Transceiver	R9F98A
	HPE Aruba Networking 40G QSFP+ LC ER4 40km SMF Transceiver	Q9G82A
	HPE Aruba Networking 40G QSFP+ to QSFP+ 7m Active Optical Cable	R9G03A
	HPE Aruba Networking 40G QSFP+ to QSFP+ 15m Active Optical Cable	R9G04A
	HPE Aruba Networking 40G QSFP+ to QSFP+ 30m Active Optical Cable	R9G05A
	HPE Aruba Networking 40G QSFP+ to QSFP+ 1m Direct Attach Copper Cable	R9F99A
	HPE Aruba Networking 40G QSFP+ to QSFP+ 3m Direct Attach Copper Cable	R9G00A
	HPE Aruba Networking 40G QSFP+ to QSFP+ 5m Direct Attach Copper Cable	R9G01A
5	The following Transceivers install into this Switch: (Use BTO only when adding to switch)	
	HPE Aruba Networking 100G QSFP28 LC ER4L 40km SMF Transceiver	JL743A
	HPE Aruba Networking 100G QSFP28 MPO SR4 MMF Transceiver	R9F75A
	HPE Aruba Networking 100G QSFP28 LC CWD4 2km SMF Transceiver	ROZ30A
	HPE Aruba Networking 100G QSFP28 LC LR4 10km SMF 2-strand Transceiver	JL310A
	HPE 100Gb QSFP28 Bidirectional Transceiver	845972-B21
	HPE Aruba Networking 100G QSFP28 to QSFP28 1m Direct Attach Copper Cable	R9F77A
	HPE Aruba Networking 100G QSFP28-QSFP28 3m Direct Attach Copper Cable	R9F74A
	HPE Aruba Networking 100G QSFP28 to QSFP28 5m Direct Attach Copper Cable	R9F78A
	HPE Aruba Networking 100G QSFP28 to QSFP28 2m Active Optical Cable	R9F76A
	HPE Aruba Networking 100G QSFP28 to QSFP28 7m Active Optical Cable	R9F79A
	HPE Aruba Networking 100G QSFP28 to QSFP28 15m Active Optical Cable	R9F80A
	HPE Aruba Networking 100G QSFP28 to QSFP28 30m Active Optical Cable	R9F81A
	HPE QSFP28 to SFP28 Adapter	845970-B21
6	Localized power cord required on orders without B2B, B2C, B2E or AC3 options.	
7	If qty1 of the following QSA28 Adapter(845970-B21) is selected, then increase max SFP28 Port qty by 1 and allow user selection of the following SFP Transceivers. Refer to qty and port restrictions for individual Switch in the "Additional Info" sections: (Use BTO only when adding this QSA28 Adapter)	
	HPE Aruba Networking 10G SFP+ LC SR 300m OM3 MMF Transceiver	R9F82A
	HPE Aruba Networking 10G SFP+ LC LR 10km SMF Transceiver	J9151E
	HPE Aruba Networking 10G SFP+ LC ER 40km SMF Transceiver	J9153D
	HPE Aruba Networking 10G SFP+ LC SR 300m MMF TAA Transceiver	R9Q46A
	HPE Aruba Networking 10G SFP+ LC LR 10km SMF TAA Transceiver	R9Q47A
	HPE Aruba Networking 25G SFP28 LC SR 100m MMF Transceiver	R9F89A
	HPE Aruba Networking 25G SFP28 LC eSR 400m MMF Transceiver	R9F90A
	HPE Aruba Networking 25G SFP28 LC LR 10km SMF Transceiver	JL486A
8	The following Transceivers install into this Switch: (Use BTO only when adding to switch)	
	HPE BladeSystem c-Class QSFP+ to 4x10G SFP+ 15m Active Optical Cable	721076-B21
	HPE BladeSystem c-Class 40G QSFP+ to 4x10G SFP+ 3m Direct Attach Copper Splitter Cable	721064-B21
	HPE 100Gb QSFP28 to 4x25Gb SFP28 3m Direct Attach Copper Cable	845416-B21
	HPE QSFP28 to 4x25Gb SFP28 7m Active Optical Cable	845420-B21

HPE Aruba Networking Data Center Networking Solution for HPE

9	HPE QSFP28 to 4x25Gb SFP28 15m Active Optical Cable	845424-B21
	The following Transceivers install into this Switch: (Use BTO only when adding to switch)	
10	HPE Aruba Networking 50G SFP56 LC SR 100m MMF Transceiver	ROM48A
	HPE Aruba Networking 50G SFP56 to SFP56 0.65m Direct Attach Copper Cable	R9G06A
	HPE Aruba Networking 50G SFP56 to SFP56 3m Direct Attach Copper Cable	R9G07A
	Unbuildable/FAN required, generates CFGU: If order is quoted for India and contains "#B2C" Option, then Display the following:	
12	<ul style="list-style-type: none"> For BTO shipments to India: Please replace <Base Model>#B2C option with <Base Model>#AC3 in the Bill of Materials and add the appropriate INDIA PDU Power Cord below via Ad-Hoc: 	
	HPE Networking 2.0m C13 to C14 PDU India Power Cord	JL671A
	HPE Networking 2.5m C15 to C14 PDU India Power Cord	JL672A
	HPE Networking 2.5m C19 to C20 PDU India Power Cord	JL673A
	<ul style="list-style-type: none"> For Factory Integration of Power Cord, please add "#0D1" to the Power Cord Sku suffix. (Ex. JL671A#0D1) 	
If ANY Option is integrated 0D1 to this Switch, then the Switch requires 0D1. (Box level integration is not allowed)		
Notes:	– OCA Only: Required Custom Choice (Min1/Max1)	
	<ul style="list-style-type: none"> Switch/Router/Power Supply to PDU Power Cord - B2B in North America, Mexico, Taiwan, and Japan or B2C ROW. (OCA Default B2B or B2C for Rack Level CTO) 	
	Switch/Router/Power Supply to Wall Power Cord - Localized Option (OCA Default for BTO)	
	<ul style="list-style-type: none"> High Volt Switch/Router/Power Supply to Wall Power Cord - B2E Option. (Offered only in North America, Mexico, Taiwan, and Japan) 	
	<ul style="list-style-type: none"> No Power Cord - AC3 Option 	
	– Locking Power Cord (J9955A) L6-20P is available through the OCA Accessories tab	
– OCA Only Model Selection Form - ESSN > HPE Aruba Networking > DC Solutions Switches for HPE > AOS-CX: HPE Aruba Networking 8360 DC Switch Series		

Rack Level Integration CTO Models

Rule #	Description	SKU
1, 2, 3, 4, 5, 6, 7, 8, 9, 10, 11	<p>HPE Aruba Networking CX 8360-32Y4C v2 Port-to-Power Airflow 3 Fans 2 PSU Attached Bundle</p> <ul style="list-style-type: none"> Includes 2 Port-to-Power Power Units (R9G19A) Includes 3 Port-to-Power Fan Trays (R9G20A) 2-post Rack Kit included Min=0 \ Max= 28 SFP/SFP+/SFP28 1/10/25G Transceivers, ports 5-32 OR Min=0 \ Max= 14 SFP56 50G Transceivers, ports 5-32, for every 1 or 2 SFP56 ports enabled, disable qty 2 ports Min=0 \ Max= 4 SFP+/SFP28 10/25G Transceivers with MACsec, port 1-4 Min=0 \ Max = 4 QSFP+/QSFP28 40/100G Transceivers QSA28 Adapter Min=0 \ Max=2, ports 34/35 (rule7) 1U - Height 	R9G08A
	<p>HPE Aruba Networking CX 8360-32Y4C v2 Port-to-Power Airflow 3 Fans 2 PSU Attached Bundle</p> <ul style="list-style-type: none"> C13 PDU Jumper Cord (NA/MEX/TW/JP) (J9943A C15 equivalent) 	R9G08A
	<p>HPE Aruba Networking CX 8360-32Y4C v2 Port-to-Power Airflow 3 Fans 2 PSU Attached Bundle</p> <ul style="list-style-type: none"> C13 PDU Jumper Cord (ROW) (J9944A C15 equivalent) 	R9G08A
	<p>HPE Aruba Networking CX 8360-32Y4C v2 Port-to-Power Airflow 3 Fans 2 PSU Attached Bundle</p>	R9G08A

HPE Aruba Networking Data Center Networking Solution for HPE

	<ul style="list-style-type: none"> HPE 2.3m C13 to NEMA 6-15P Pwr Cord(J9936A) 	
	HPE Aruba Networking CX 8360-32Y4C v2 Port-to-Power Airflow 3 Fans 2 PSU Attached Bundle	R9G08A
	<ul style="list-style-type: none"> No Localized Power Cord Selected. Use J9955A to obtain a Locking Plug Power Cord (L6-20P) 	
1, 2, 3, 4, 5, 6, 7, 8, 9, 10, 11	HPE Aruba Networking CX 8360-32Y4C v2 Power-to-Port Airflow 3 Fans 2 PSU Attached Bundle	R9G09A
	<ul style="list-style-type: none"> Includes 2 Power-to-Port Power Units (R9G18A) Includes 3 Power-to-Port Fan Trays (R9G21A) 2-post Rack Kit included Min=0 \ Max= 28 SFP/SFP+/SFP28 1/10/25G Transceivers, ports 5-32 OR Min=0 \ Max= 14 SFP56 50G Transceivers, ports 5-32, for every 1 or 2 SFP56 ports enabled, disable qty 2 ports Min=0 \ Max= 4 SFP+/SFP28 10/25G Transceivers with MACsec, ports 1-4 Min=0 \ Max= 4 QSFP+/QSFP28 40/100G Transceivers QSA28 Adapter Min=0 \ Max=2, ports 34/35 (rule7) 1U - Height 	
	HPE Aruba Networking CX 8360-32Y4C v2 Power-to-Port Airflow 3 Fans 2 PSU Attached Bundle	R9G09A
	<ul style="list-style-type: none"> C13 PDU Jumper Cord (NA/MEX/TW/JP) (J9943A C15 equivalent) 	
	HPE Aruba Networking CX 8360-32Y4C v2 Power-to-Port Airflow 3 Fans 2 PSU Attached Bundle	R9G09A
	<ul style="list-style-type: none"> C13 PDU Jumper Cord (ROW) (J9944A C15 equivalent) 	
	HPE Aruba Networking CX 8360-32Y4C v2 Power-to-Port Airflow 3 Fans 2 PSU Attached Bundle	R9G09A
	<ul style="list-style-type: none"> HPE 2.3m C13 to NEMA 6-15P Pwr Cord(J9936A) 	
	HPE Aruba Networking CX 8360-32Y4C v2 Power-to-Port Airflow 3 Fans 2 PSU Attached Bundle	R9G09A
	<ul style="list-style-type: none"> No Localized Power Cord Selected. Use J9955A to obtain a Locking Plug Power Cord (L6-20P) 	
1, 2, 3, 4, 5, 6, 7, 8, 9, 10, 11	HPE Aruba Networking CX 8360-16Y2C v2 Port-to-Power Airflow 3 Fans 2 PSU Attached Bundle	R9G10A
	<ul style="list-style-type: none"> Includes 2 Port-to-Power Power Units (R9G19A) Includes 3 Port-to-Power Fan Trays (R9G20A) 2-post Rack Kit included Min=0 \ Max= 16 SFP/SFP+/SFP28 1/10/25G Transceivers OR Min=0 \ Max= 8 SFP56 50G Transceivers, ports 1-16, for every 1 or 2 SFP56 ports enabled, disable qty 2 ports Min=0 \ Max= 2 QSFP+/QSFP28 40/100G Transceivers QSA28 Adapter Min=0 \ Max=1, ports 17 (rule7) 1U - Height 	
	HPE Aruba Networking CX 8360-16Y2C v2 Port-to-Power Airflow 3 Fans 2 PSU Attached Bundle	R9G10A
	<ul style="list-style-type: none"> C13 PDU Jumper Cord (NA/MEX/TW/JP) (J9943A C15 equivalent) 	
	HPE Aruba Networking CX 8360-16Y2C v2 Port-to-Power Airflow 3 Fans 2 PSU Attached Bundle	R9G10A
	<ul style="list-style-type: none"> C13 PDU Jumper Cord (ROW) (J9944A C15 equivalent) 	
	HPE Aruba Networking CX 8360-16Y2C v2 Port-to-Power Airflow 3 Fans 2 PSU Attached Bundle	R9G10A
	<ul style="list-style-type: none"> HPE 2.3m C13 to NEMA 6-15P Pwr Cord(J9936A) 	
	HPE Aruba Networking CX 8360-16Y2C v2 Port-to-Power Airflow 3 Fans 2 PSU Attached Bundle	R9G10A

HPE Aruba Networking Data Center Networking Solution for HPE

	<ul style="list-style-type: none"> No Localized Power Cord Selected. Use J9955A to obtain a Locking Plug Power Cord (L6-20P) 	
1, 2, 3, 4, 5, 6, 7, 8, 9, 10, 11	<p>HPE Aruba Networking CX 8360-16Y2C v2 Power-to-Port Airflow 3 Fans 2 PSU Attached Bundle</p> <ul style="list-style-type: none"> Includes 2 Power-to-Port Power Units (R9G18A) Includes 3 Power-to-Port Fan Trays (R9G21A) 2-post Rack Kit included Min=0 \ Max= 16 SFP/SFP+/SFP28 1/10/25G Transceivers OR Min=0 \ Max= 8 SFP56 50G Transceivers, ports 1-16, for every 1 or 2 SFP56 ports enabled, disable qty 2 ports Min=0 \ Max = 2 QSFP+/QSFP28 40/100G Transceivers QSA28 Adapter Min=0 \ Max=1, ports 17 (rule7) 1U - Height 	R9G11A
	<p>HPE Aruba Networking CX 8360-16Y2C v2 Power-to-Port Airflow 3 Fans 2 PSU Attached Bundle</p> <ul style="list-style-type: none"> C13 PDU Jumper Cord (NA/MEX/TW/JP) (J9943A C15 equivalent) 	R9G11A
	<p>HPE Aruba Networking CX 8360-16Y2C v2 Power-to-Port Airflow 3 Fans 2 PSU Attached Bundle</p> <ul style="list-style-type: none"> C13 PDU Jumper Cord (ROW) (J9944A C15 equivalent) 	R9G11A
	<p>HPE Aruba Networking CX 8360-16Y2C v2 Power-to-Port Airflow 3 Fans 2 PSU Attached Bundle</p> <ul style="list-style-type: none"> HPE 2.3m C13 to NEMA 6-15P Pwr Cord(J9936A) 	R9G11A
	<p>HPE Aruba Networking CX 8360-16Y2C v2 Power-to-Port Airflow 3 Fans 2 PSU Attached Bundle</p> <ul style="list-style-type: none"> No Localized Power Cord Selected. Use J9955A to obtain a Locking Plug Power Cord (L6-20P) 	R9G11A
1, 2, 3, 4, 5, 6, 7, 8, 9, 10, 11	<p>HPE Aruba Networking CX 8360-48Y6C v2 Port-to-Power Airflow 5 Fans 2 PSU Attached Bundle</p> <ul style="list-style-type: none"> Includes 2 Port-to-Power Power Units (R9G19A) Includes 5 Port-to-Power Fan Trays (R9G20A) 2 Post Rack Kit included Min=0 \ Max= 44 SFP/SFP+/SFP28 1/10/25G Transceivers, ports 5-48 Min=0 \ Max= 4 SFP+/SFP28 10/25G Transceivers, ports 1-4 OR Min=0 \ Max= 22 SFP56 50G Transceivers, ports 5-48, for every 1 or 2 SFP56 ports enabled, disable qty 2 ports Min=0 \ Max = 6 QSFP+/QSFP28 40/100G Transceivers QSA28 Adapter Min=0 \ Max=4, ports 49,50,52,53 (rule8) 1U - Height 	R9G22A
	<p>HPE Aruba Networking CX 8360-48Y6C v2 Port-to-Power Airflow 5 Fans 2 PSU Attached Bundle</p> <ul style="list-style-type: none"> C15 PDU Jumper Cord (NA/MEX/TW/JP) (J9943A C15 equivalent) 	R9G22A
	<p>HPE Aruba Networking CX 8360-48Y6C v2 Port-to-Power Airflow 5 Fans 2 PSU Attached Bundle</p> <ul style="list-style-type: none"> C15 PDU Jumper Cord (ROW) (J9944A C15 equivalent) 	R9G22A
	<p>HPE Aruba Networking CX 8360-48Y6C v2 Port-to-Power Airflow 5 Fans 2 PSU Attached Bundle</p> <ul style="list-style-type: none"> HPE 2.3m C15 to NEMA 6-15P Pwr Cord(J9936A) 	R9G22A
	<p>HPE Aruba Networking CX 8360-48Y6C v2 Port-to-Power Airflow 5 Fans 2 PSU Attached Bundle</p> <ul style="list-style-type: none"> No Localized Power Cord Selected. Use J9955A to obtain a Locking Plug Power Cord (L6-20P) 	R9G22A

HPE Aruba Networking Data Center Networking Solution for HPE

1, 2, 3, 4, 5, 6, 7, 8, 9, 10, 11	HPE Aruba Networking CX 8360-48Y6C v2 Power-to-Port Airflow 5 Fans 2 PSU Attached Bundle	R9G23A
	<ul style="list-style-type: none"> Includes 2 Power-to-Port Power Units (R9G18A) Includes 5 Power-to-Port Fan Trays (R9G21A) 2 Post Rack Kit included Min=0 \ Max= 44 SFP/SFP+/SFP28 1/10/25G Transceivers, ports 5-48 Min=0 \ Max= 4 SFP+/SFP28 10/25G Transceivers, ports 1-4 OR Min=0 \ Max= 22 SFP56 50G Transceivers, ports 5-48, for every 1 or 2 SFP56 ports enabled, disable qty 2 ports+F173 Min=0 \ Max = 6 QSFP+/QSFP28 40/100G Transceivers QSA28 Adapter Min=0 \ Max=4, ports 49,50,52,53 (rule8) 1U - Height 	
	HPE Aruba Networking CX 8360-48Y6C v2 Power-to-Port Airflow 5 Fans 2 PSU Attached Bundle	R9G23A
	<ul style="list-style-type: none"> C15 PDU Jumper Cord (NA/MEX/TW/JP) (J9943A C15 equivalent) 	
	HPE Aruba Networking CX 8360-48Y6C v2 Power-to-Port Airflow 5 Fans 2 PSU Attached Bundle	R9G23A
4, 5, 6, 7, 8, 11	<ul style="list-style-type: none"> C15 PDU Jumper Cord (ROW) (J9944A C15 equivalent) 	
	HPE Aruba Networking CX 8360-48Y6C v2 Power-to-Port Airflow 5 Fans 2 PSU Attached Bundle	R9G23A
	<ul style="list-style-type: none"> HPE 2.3m C15 to NEMA 6-15P Pwr Cord(J9936A) 	
	HPE Aruba Networking CX 8360-48Y6C v2 Power-to-Port Airflow 5 Fans 2 PSU Attached Bundle	R9G23A
	<ul style="list-style-type: none"> No Localized Power Cord Selected. Use J9955A to obtain a Locking Plug Power Cord (L6-20P) 	
	HPE Aruba Networking CX 8360-48XT4C v2 Port-to-Power Airflow 3 Fans 2 PSU Attached Bundle	R9G12A
	<ul style="list-style-type: none"> Includes 2 Port-to-Power Power Units (R9G19A) Includes 3 Port-to-Power Fan Trays (R9G20A) 2-post Rack Kit included Min=0 \ Max = 4 QSFP+/QSFP28 40/100G Transceivers QSA28 Adapter Min=0 \ Max=2, ports 50/51 (rule7) 1U - Height 	
	HPE Aruba Networking CX 8360-48XT4C v2 Port-to-Power Airflow 3 Fans 2 PSU Attached Bundle	R9G12A
	<ul style="list-style-type: none"> C13 PDU Jumper Cord (NA/MEX/TW/JP) (J9943A C15 equivalent) 	
	HPE Aruba Networking CX 8360-48XT4C v2 Port-to-Power Airflow 3 Fans 2 PSU Attached Bundle	R9G12A
4, 5, 6, 7, 8, 9, 11	<ul style="list-style-type: none"> C13 PDU Jumper Cord (ROW) (J9944A C15 equivalent) 	
	HPE Aruba Networking CX 8360-48XT4C v2 Port-to-Power Airflow 3 Fans 2 PSU Attached Bundle	R9G12A
	<ul style="list-style-type: none"> HPE 2.3m C13 to NEMA 6-15P Pwr Cord(J9936A) 	
	HPE Aruba Networking CX 8360-48XT4C v2 Port-to-Power Airflow 3 Fans 2 PSU Attached Bundle	R9G12A
	<ul style="list-style-type: none"> No Localized Power Cord Selected. Use J9955A to obtain a Locking Plug Power Cord (L6-20P) 	
4, 5, 6, 7, 8, 9, 11	HPE Aruba Networking CX 8360-48XT4C v2 Power-to-Port Airflow 3 Fans 2 PSU Attached Bundle	R9G13A
	<ul style="list-style-type: none"> Includes 2 Power-to-Port Power Units (R9G18A) Includes 3 Power-to-Port Fan Trays (R9G21A) 2-post Rack Kit included Min=0 \ Max = 4 QSFP+/QSFP28 40/100G Transceivers 	

HPE Aruba Networking Data Center Networking Solution for HPE

	<ul style="list-style-type: none"> QSA28 Adapter Min=0 \ Max=2, ports 50/51 (rule7) 1U - Height 	
	HPE Aruba Networking CX 8360-48XT4C v2 Power-to-Port Airflow 3 Fans 2 PSU Attached Bundle	R9G13A
	<ul style="list-style-type: none"> C13 PDU Jumper Cord (NA/MEX/TW/JP) (J9943A C15 equivalent) 	
	HPE Aruba Networking CX 8360-48XT4C v2 Power-to-Port Airflow 3 Fans 2 PSU Attached Bundle	R9G13A
	<ul style="list-style-type: none"> C13 PDU Jumper Cord (ROW) (J9944A C15 equivalent) 	
	HPE Aruba Networking CX 8360-48XT4C v2 Power-to-Port Airflow 3 Fans 2 PSU Attached Bundle	R9G13A
	<ul style="list-style-type: none"> HPE 2.3m C13 to NEMA 6-15P Pwr Cord(J9936A) 	
	HPE Aruba Networking CX 8360-48XT4C v2 Power-to-Port Airflow 3 Fans 2 PSU Attached Bundle	R9G13A
	<ul style="list-style-type: none"> No Localized Power Cord Selected. Use J9955A to obtain a Locking Plug Power Cord (L6-20P) 	
4, 5, 6, 7, 8, 9, 11	HPE Aruba Networking CX 8360-12C v2 Port-to-Power Airflow 3 Fans 2 PSU Attached Bundle	R9G14A
	<ul style="list-style-type: none"> Includes 2 Port-to-Power Power Units (R9G19A) Includes 3 Port-to-Power Fan Trays (R9G20A) 2-post Rack Kit included Min=0 \ Max = 12 QSFP+/QSFP28 40/100G Transceivers QSA28 Adapter Min=0 \ Max=6, ports 7-12 (rule7) 1U - Height 	
	HPE Aruba Networking CX 8360-12C v2 Port-to-Power Airflow 3 Fans 2 PSU Attached Bundle	R9G14A
	<ul style="list-style-type: none"> C13 PDU Jumper Cord (NA/MEX/TW/JP) (J9943A C15 equivalent) 	
	HPE Aruba Networking CX 8360-12C v2 Port-to-Power Airflow 3 Fans 2 PSU Attached Bundle	R9G14A
	<ul style="list-style-type: none"> C13 PDU Jumper Cord (ROW) (J9944A C15 equivalent) 	
	HPE Aruba Networking CX 8360-12C v2 Port-to-Power Airflow 3 Fans 2 PSU Attached Bundle	R9G14A
	<ul style="list-style-type: none"> HPE 2.3m C13 to NEMA 6-15P Pwr Cord(J9936A) 	
	HPE Aruba Networking CX 8360-12C v2 Port-to-Power Airflow 3 Fans 2 PSU Attached Bundle	R9G14A
	<ul style="list-style-type: none"> No Localized Power Cord Selected. Use J9955A to obtain a Locking Plug Power Cord (L6-20P) 	
4, 5, 6, 7, 8, 9, 11	HPE Aruba Networking CX 8360-12C v2 Power-to-Port Airflow 3 Fans 2 PSU Attached Bundle	R9G15A
	<ul style="list-style-type: none"> Includes 2 Power-to-Port Power Units (R9G18A) Includes 3 Power-to-Port Fan Trays (R9G21A) 2-post Rack Kit included Min=0 \ Max = 12 QSFP+/QSFP28 40/100G Transceivers QSA28 Adapter Min=0 \ Max=6, ports 7-12 (rule7) 1U - Height 	
	HPE Aruba Networking CX 8360-12C v2 Power-to-Port Airflow 3 Fans 2 PSU Attached Bundle	R9G15A
	<ul style="list-style-type: none"> C13 PDU Jumper Cord (NA/MEX/TW/JP) (J9943A C15 equivalent) 	
	HPE Aruba Networking CX 8360-12C v2 Power-to-Port Airflow 3 Fans 2 PSU Attached Bundle	R9G15A
	<ul style="list-style-type: none"> C13 PDU Jumper Cord (ROW) (J9944A C15 equivalent) 	
	HPE Aruba Networking CX 8360-12C v2 Power-to-Port Airflow 3 Fans 2 PSU Attached Bundle	R9G15A
	<ul style="list-style-type: none"> HPE 2.3m C13 to NEMA 6-15P Pwr Cord(J9936A) 	
	HPE Aruba Networking CX 8360-12C v2 Power-to-Port Airflow 3 Fans 2 PSU Attached Bundle	R9G15A
	<ul style="list-style-type: none"> No Localized Power Cord Selected. Use J9955A to obtain a Locking Plug Power Cord (L6-20P) 	

HPE Aruba Networking Data Center Networking Solution for HPE

1, 2, 4, 5, 6, 7, 8, 9, 11	HPE Aruba Networking CX 8360-24XF2C v2 Port-to-Power Airflow 3 Fans 2 PSU Attached Bundle	R9G16A
	<ul style="list-style-type: none"> Includes 2 Port-to-Power Power Units (R9G19A) Includes 3 Port-to-Power Fan Trays (R9G20A) 2-post Rack Kit included Min=0 \ Max= 24 SFP/SFP+ 1/10G Transceivers Min=0 \ Max = 2 QSFP+/QSFP28 40/100G Transceivers QSA28 Adapter Min=0 \ Max=1, ports 25 (rule7) 1U - Height 	
	HPE Aruba Networking CX 8360-24XF2C v2 Port-to-Power Airflow 3 Fans 2 PSU Attached Bundle	R9G16A
	<ul style="list-style-type: none"> C13 PDU Jumper Cord (NA/MEX/TW/JP) (J9943A C15 equivalent) 	R9G16A
	HPE Aruba Networking CX 8360-24XF2C v2 Port-to-Power Airflow 3 Fans 2 PSU Attached Bundle	R9G16A
	<ul style="list-style-type: none"> C13 PDU Jumper Cord (ROW) (J9944A C15 equivalent) 	R9G16A
	HPE Aruba Networking CX 8360-24XF2C v2 Port-to-Power Airflow 3 Fans 2 PSU Attached Bundle	R9G16A
	<ul style="list-style-type: none"> HPE 2.3m C13 to NEMA 6-15P Pwr Cord(J9936A) 	R9G16A
	HPE Aruba Networking CX 8360-24XF2C v2 Port-to-Power Airflow 3 Fans 2 PSU Attached Bundle	R9G16A
	<ul style="list-style-type: none"> No Localized Power Cord Selected. Use J9955A to obtain a Locking Plug Power Cord (L6-20P) 	
1, 2, 4, 5, 6, 7, 8, 9, 11	HPE Aruba Networking CX 8360-24XF2C v2 Power-to-Port Airflow 3 Fans 2 PSU Attached Bundle	R9G17A
	<ul style="list-style-type: none"> Includes 2 Power-to-Port Power Units (R9G18A) Includes 3 Power-to-Port Fan Trays (R9G21A) 2-post Rack Kit included Min=0 \ Max= 24 SFP/SFP+ 1/10G Transceivers Min=0 \ Max = 2 QSFP+/QSFP28 40/100G Transceivers QSA28 Adapter Min=0 \ Max=1, ports 25 (rule7) 1U - Height 	
	HPE Aruba Networking CX 8360-24XF2C v2 Power-to-Port Airflow 3 Fans 2 PSU Attached Bundle	R9G17A
	<ul style="list-style-type: none"> C13 PDU Jumper Cord (NA/MEX/TW/JP) (J9943A C15 equivalent) 	R9G17A
	HPE Aruba Networking CX 8360-24XF2C v2 Power-to-Port Airflow 3 Fans 2 PSU Attached Bundle	R9G17A
	<ul style="list-style-type: none"> C13 PDU Jumper Cord (ROW) (J9944A C15 equivalent) 	R9G17A
	HPE Aruba Networking CX 8360-24XF2C v2 Power-to-Port Airflow 3 Fans 2 PSU Attached Bundle	R9G17A
	<ul style="list-style-type: none"> HPE 2.3m C13 to NEMA 6-15P Pwr Cord(J9936A) 	R9G17A
	HPE Aruba Networking CX 8360-24XF2C v2 Power-to-Port Airflow 3 Fans 2 PSU Attached Bundle	R9G17A
	<ul style="list-style-type: none"> No Localized Power Cord Selected. Use J9955A to obtain a Locking Plug Power Cord (L6-20P) 	
Configuration Rules		
Rule #	Description	
1	The following Transceivers install into this Switch: (Use #0D1 for XCVRs or #B01 for Cables since switch is factory racked):	
	HPE Aruba Networking 1G SFP LC SX 500m OM2 MMF Transceiver	R9F86A
	HPE Aruba Networking 1G SFP LC LX 10km SMF Transceiver	J4859D
	HPE Aruba Networking 1G SFP LC LH 70km SMF Transceiver	J4860D
	HPE Aruba Networking 1G SFP RJ45 T 100m Cat5e Transceiver	R9F87A
	HPE Aruba Networking 1G SFP LC SX 500m MMF TAA Transceiver	R9Q43A

HPE Aruba Networking Data Center Networking Solution for HPE

2	HPE Aruba Networking 1G SFP LC LX 10km SMF TAA Transceiver	R9Q44A
	HPE Aruba Networking 1G SFP RJ45 T 100m Cat5e TAA Transceiver	R9Q45A
	The following Transceivers install into this Switch: (Use #0D1 for XCVRs or #B01 for Cables since switch is factory racked):	
	HPE Aruba Networking 10G SFP+ LC SR 300m OM3 MMF Transceiver	J9150D
	HPE Aruba Networking 10G SFP+ LC SR 300m OM3 MMF Transceiver	R9F82A
	HPE Aruba Networking 10G SFP+ LC LR 10km SMF Transceiver	J9151E
	HPE Aruba Networking 10GBASE-T SFP+ RJ45 30m Cat6A Transceiver	R9F85A
	HPE Aruba Networking 10G SFP+ LC ER 40km SMF Transceiver	J9153D
	HPE Aruba Networking 10G SFP+ LC SR 300m MMF TAA Transceiver	R9Q46A
	HPE Aruba Networking 10G SFP+ LC LR 10km SMF TAA Transceiver	R9Q47A
	HPE Aruba Networking 10G SFP+ to SFP+ 1m Direct Attach Copper Cable	R9F83A
	HPE Aruba Networking 10G SFP+ to SFP+ 3m Direct Attach Copper Cable	R9F84A
	HPE BladeSystem c-Class 10GbE SFP+ to SFP+ 3m Direct Attach Copper Cable	487655-B21
3	The following Transceivers install into this Switch: (Use #0D1 for XCVRs or #B01 for Cables since switch is factory racked):	
	HPE Aruba Networking 25G SFP28 LC SR 100m MMF Transceiver	R9F89A
	HPE Aruba Networking 25G SFP28 LC eSR 400m MMF Transceiver	R9F90A
	HPE Aruba Networking 25G SFP28 LC LR 10km SMF Transceiver	JL486A
	HPE Aruba Networking 25G SFP28 to SFP28 0.65m Direct Attach Copper Cable	R9F91A
	HPE Aruba Networking 25G SFP28 to SFP28 3m Direct Attach Copper Cable	R9F92A
	HPE Aruba Networking 25G SFP28 to SFP28 5m Direct Attach Copper Cable	R9F93A
	HPE 25Gb SFP28 to SFP28 3m Direct Attach Copper Cable	844477-B21
	HPE 25Gb SFP28 to SFP28 5m Direct Attach Copper Cable	844480-B21
	HPE Aruba Networking 25G SFP28 to SFP28 3m Active Optical Cable	R9F94A
	HPE Aruba Networking 25G SFP28 to SFP28 7m Active Optical Cable	R9F95A
	HPE Aruba Networking 25G SFP28 to SFP28 15m Active Optical Cable	R9F96A
4	The following Transceivers install into this Switch: (Use #0D1 for XCVRs or #B01 for Cables since switch is factory racked):	
	HPE Aruba Networking 40G QSFP+ LC Bidirectional 150m MMF 2-strand Transceiver	R9G02A
	HPE Aruba Networking 40G QSFP+ MPO SR4 Transceiver	R9F97A
	HPE Networking X142 40G QSFP+ LC LR4 SM Transceiver	JH232A
	HPE Aruba Networking 40G QSFP+ MPO eSR4 300M Transceiver	R9F98A
	HPE Aruba Networking 40G QSFP+ LC ER4 40km SMF Transceiver	Q9G82A
	HPE Aruba Networking 40G QSFP+ to QSFP+ 7m Active Optical Cable	R9G03A
	HPE Aruba Networking 40G QSFP+ to QSFP+ 15m Active Optical Cable	R9G04A
	HPE Aruba Networking 40G QSFP+ to QSFP+ 30m Active Optical Cable	R9G05A
	HPE Aruba Networking 40G QSFP+ to QSFP+ 1m Direct Attach Copper Cable	R9F99A
	HPE Aruba Networking 40G QSFP+ to QSFP+ 3m Direct Attach Copper Cable	R9G00A
	HPE Aruba Networking 40G QSFP+ to QSFP+ 5m Direct Attach Copper Cable	R9G01A
5	The following Transceivers install into this Switch: (Use #0D1 for XCVRs or #B01 for Cables since switch is factory racked):	
	HPE Aruba Networking 100G QSFP28 LC ER4L 40km SMF Transceiver	JL743A
	HPE Aruba Networking 100G QSFP28 MPO SR4 MMF Transceiver	R9F75A
	HPE Aruba Networking 100G QSFP28 LC CWD4 2km SMF Transceiver	ROZ30A
	HPE Aruba Networking 100G QSFP28 LC LR4 10km SMF 2-strand Transceiver	JL310A
	HPE 100Gb QSFP28 Bidirectional Transceiver	845972-B21
	HPE Aruba Networking 100G QSFP28 to QSFP28 1m Direct Attach Copper Cable	R9F77A
	HPE Aruba Networking 100G QSFP28-QSFP28 3m Direct Attach Copper Cable	R9F74A
	HPE Aruba Networking 100G QSFP28 to QSFP28 5m Direct Attach Copper Cable	R9F78A
	HPE Aruba Networking 100G QSFP28 to QSFP28 2m Active Optical Cable	R9F76A
	HPE Aruba Networking 100G QSFP28 to QSFP28 7m Active Optical Cable	R9F79A
	HPE Aruba Networking 100G QSFP28 to QSFP28 15m Active Optical Cable	R9F80A
	HPE Aruba Networking 100G QSFP28 to QSFP28 30m Active Optical Cable	R9F81A
	HPE QSFP28 to SFP28 Adapter	845970-B21

HPE Aruba Networking Data Center Networking Solution for HPE

6	OCA Only: Required Custom Choice (Min1/Max1)		
	<ul style="list-style-type: none"> Switch/Router/Power Supply to PDU Power Cord - B2B in North America, Mexico, Taiwan, and Japan or B2C ROW. (OCA Default B2B or B2C for Rack Level CTO) Switch/Router/Power Supply to Wall Power Cord - Localized Option (OCA Default for BTO) High Volt Switch/Router/Power Supply to Wall Power Cord - B2E Option. (Offered only in North America, Mexico, Taiwan, and Japan) No Power Cord - AC3 Option 		
7	Factory racked CTO Base Model must integrate(#0D1) to the Rack.		
8	If qty1 of the following QSA28 Adapter(845970-B21) is selected, then increase max SFP28 Port qty by 1 and allow user selection of the following SFP Transceivers. Refer to qty and port restrictions for individual Switch in the "Additional Info" sections: (Use #0D1 for this XCVR Adapter since switch is factory racked)		
	HPE Aruba Networking 10G SFP+ LC SR 300m OM3 MMF Transceiver		J9150D
	HPE Aruba Networking 10G SFP+ LC SR 300m OM3 MMF Transceiver		R9F82A
	HPE Aruba Networking 10G SFP+ LC LR 10km SMF Transceiver		J9151E
	HPE Aruba Networking 10G SFP+ LC ER 40km SMF Transceiver		J9153D
	HPE Aruba Networking 10G SFP+ LC SR 300m MMF TAA Transceiver		JL748A
	HPE Aruba Networking 10G SFP+ LC LR 10km SMF TAA Transceiver		JL749A
	HPE Aruba Networking 25G SFP28 LC SR 100m MMF Transceiver		R9F89A
	HPE Aruba Networking 25G SFP28 LC eSR 400m MMF Transceiver		R9F90A
	HPE Aruba Networking 25G SFP28 LC LR 10km SMF Transceiver		JL486A
9	The following Transceivers install into this Switch: (Use #0D1 for XCVRs or #B01 for Cables since switch is factory racked):		
	HPE BladeSystem c-Class QSFP+ to 4x10G SFP+ 15m Active Optical Cable		721076-B21
	HPE BladeSystem c-Class 40G QSFP+ to 4x10G SFP+ 3m Direct Attach Copper Splitter Cable		721064-B21
	HPE 100Gb QSFP28 to 4x25Gb SFP28 3m Direct Attach Copper Cable		845416-B21
	HPE QSFP28 to 4x25Gb SFP28 7m Active Optical Cable		845420-B21
	HPE QSFP28 to 4x25Gb SFP28 15m Active Optical Cable		845424-B21
10	The following Transceivers install into this Switch: (Use #0D1 for XCVRs or #B01 for Cables since switch is factory racked):		
	HPE Aruba Networking 50G SFP56 LC SR 100m MMF Transceiver		ROM48A
	HPE Aruba Networking 50G SFP56 to SFP56 0.65m Direct Attach Copper Cable		R9G06A
	HPE Aruba Networking 50G SFP56 to SFP56 3m Direct Attach Copper Cable		R9G07A
11	Unbuildable/FAN required, generates CFGU: If order is quoted for India and contains "#B2C" Option, then Display the following:		
	<ul style="list-style-type: none"> For BTO shipments to India: Please replace <Base Model>#B2C option with <Base Model>#AC3 in the Bill of Materials and add the appropriate INDIA PDU Power Cord below via Ad-Hoc: 		
	HPE Networking 2.0m C13 to C14 PDU India Power Cord		JL671A
	HPE Networking 2.5m C15 to C14 PDU India Power Cord		JL672A
	HPE Networking 2.5m C19 to C20 PDU India Power Cord		JL673A
	<ul style="list-style-type: none"> For Factory Integration of Power Cord, please add "#0D1" to the Power Cord Sku suffix. (Ex. JL671A#0D1) 		
Notes:	Locking Power Cord (J9955A) L6-20P is available through the OCA Accessories tab		

Transceivers

Rule #	SFP Transceivers Description	SKU
	HPE Aruba Networking 1G SFP LC SX 500m OM2 MMF Transceiver	R9F86A
	<ul style="list-style-type: none"> For 48Y6C and 32Y4C models; All Ports are valid except 1-4 	
	HPE Aruba Networking 1G SFP LC LX 10km SMF Transceiver	J4859D
	<ul style="list-style-type: none"> For 48Y6C and 32Y4C models; All Ports are valid except 1-4 	
	HPE Aruba Networking 1G SFP LC LH 70km SMF Transceiver	J4860D

HPE Aruba Networking Data Center Networking Solution for HPE

	<ul style="list-style-type: none"> For 48Y6C and 32Y4C models; All Ports are valid except 1-4 	HPE Aruba Networking 1G SFP RJ45 T 100m Cat5e Transceiver	R9F87A
	<ul style="list-style-type: none"> For 48Y6C and 32Y4C models; All Ports are valid except 1-4 	HPE Aruba Networking 1G SFP LC SX 500m MMF TAA Transceiver	R9Q43A
	<ul style="list-style-type: none"> For 48Y6C and 32Y4C models; All Ports are valid except 1-4 	HPE Aruba Networking 1G SFP LC LX 10km SMF TAA Transceiver	R9Q44A
	<ul style="list-style-type: none"> For 48Y6C and 32Y4C models; All Ports are valid except 1-4 	HPE Aruba Networking 1G SFP RJ45 T 100m Cat5e TAA Transceiver	R9Q45A
	<ul style="list-style-type: none"> For 48Y6C and 32Y4C models; All Ports are valid except 1-4 		
	SFP+ Transceivers		
Rule #	Description		SKU
	HPE Aruba Networking 10G SFP+ LC SR 300m OM3 MMF Transceiver		J9150D
	HPE Aruba Networking 10G SFP+ LC SR 300m OM3 MMF Transceiver		R9F82A
	HPE Aruba Networking 10G SFP+ LC LR 10km SMF Transceiver		J9151E
	HPE Aruba Networking 10GBASE-T SFP+ RJ45 30m Cat6A Transceiver		R9F85A
	HPE Aruba Networking 10G SFP+ LC ER 40km SMF Transceiver		J9153D
	HPE Aruba Networking 10G SFP+ LC SR 300m MMF TAA Transceiver		R9Q46A
	HPE Aruba Networking 10G SFP+ LC LR 10km SMF TAA Transceiver		R9Q47A
	HPE Aruba Networking 10G SFP+ to SFP+ 1m Direct Attach Copper Cable		R9F83A
	HPE Aruba Networking 10G SFP+ to SFP+ 3m Direct Attach Copper Cable		R9F84A
	HPE BladeSystem c-Class 10GbE SFP+ to SFP+ 3m Direct Attach Copper Cable		487655-B21
	HPE BladeSystem c-Class 10GbE SFP+ to SFP+ 5m Direct Attach Copper Cable		537963-B21
	SFP28 Transceivers		
Rule #	Description		SKU
	HPE Aruba Networking 25G SFP28 LC SR 100m MMF Transceiver		R9F89A
	HPE Aruba Networking 25G SFP28 LC eSR 400m MMF Transceiver		R9F90A
	HPE Aruba Networking 25G SFP28 LC LR 10km SMF Transceiver		JL486A
	HPE Aruba Networking 25G SFP28 to SFP28 0.65m Direct Attach Copper Cable		R9F91A
	HPE Aruba Networking 25G SFP28 to SFP28 3m Direct Attach Copper Cable		R9F92A
	HPE Aruba Networking 25G SFP28 to SFP28 5m Direct Attach Copper Cable		R9F93A
	HPE 25Gb SFP28 to SFP28 3m Direct Attach Copper Cable		844477-B21
	HPE 25Gb SFP28 to SFP28 5m Direct Attach Copper Cable		844480-B21
	HPE Aruba Networking 25G SFP28 to SFP28 3m Active Optical Cable		R9F94A
	HPE Aruba Networking 25G SFP28 to SFP28 7m Active Optical Cable		R9F95A
	HPE Aruba Networking 25G SFP28 to SFP28 15m Active Optical Cable		R9F96A
	SFP56 Transceivers		
Rule #	Description		SKU
	HPE Aruba Networking 50G SFP56 LC SR 100m MMF Transceiver		ROM48A
	<ul style="list-style-type: none"> For 48Y6C model ports 6, 8, 10, 12, 14, 16, 18, 20, 22, 24, 26, 28, 30, 32, 34, 36, 38, 40, 42, 44, 46, 48 are valid 		
	HPE Aruba Networking 50G SFP56 to SFP56 0.65m Direct Attach Copper Cable		R9G06A
	<ul style="list-style-type: none"> For 48Y6C model ports 6, 8, 10, 12, 14, 16, 18, 20, 22, 24, 26, 28, 30, 32, 34, 36, 38, 40, 42, 44, 46, 48 are valid 		
	HPE Aruba Networking 50G SFP56 to SFP56 3m Direct Attach Copper Cable		R9G07A
	<ul style="list-style-type: none"> For 48Y6C model ports 6, 8, 10, 12, 14, 16, 18, 20, 22, 24, 26, 28, 30, 32, 34, 36, 38, 40, 42, 44, 46, 48 are valid 		
	QSFP+ Transceivers		
Rule #	Description		SKU
	HPE Aruba Networking 40G QSFP+ LC Bidirectional 150m MMF 2-strand Transceiver		R9G02A
	HPE Aruba Networking 40G QSFP+ MPO SR4 Transceiver		R9F97A
	HPE Networking X142 40G QSFP+ LC LR4 SM Transceiver		JH232A
	HPE Aruba Networking 40G QSFP+ LC ER4 40km SMF Transceiver		Q9G82A
	HPE Aruba Networking 40G QSFP+ MPO eSR4 300M Transceiver		R9F98A

HPE Aruba Networking Data Center Networking Solution for HPE

	HPE Aruba Networking 40G QSFP+ to QSFP+ 7m Active Optical Cable	R9G03A
	HPE Aruba Networking 40G QSFP+ to QSFP+ 15m Active Optical Cable	R9G04A
	HPE Aruba Networking 40G QSFP+ to QSFP+ 30m Active Optical Cable	R9G05A
	HPE Aruba Networking 40G QSFP+ to QSFP+ 1m Direct Attach Copper Cable	R9F99A
	HPE Aruba Networking 40G QSFP+ to QSFP+ 3m Direct Attach Copper Cable	R9G00A
	HPE Aruba Networking 40G QSFP+ to QSFP+ 5m Direct Attach Copper Cable	R9G01A
1	HPE BladeSystem c-Class 40G QSFP+ to 4x10G SFP+ 3m Direct Attach Copper Splitter Cable	721064-B21
1	HPE BladeSystem c-Class QSFP+ to 4x10G SFP+ 15m Active Optical Cable	721076-B21

Configuration Rules

Rule #	Description	SKU
1	This Breakout Cable is not supported on the following Switches: HPE Aruba Networking CX 8360-48XT4C v2 Port-to-Power Airflow 3 Fans 2 PSU Attached Bundle HPE Aruba Networking CX 8360-48XT4C v2 Power-to-Port Airflow 3 Fans 2 PSU Attached Bundle	R9G12A R9G13A

QSFP28 Transceivers

Rule #	Description	SKU
	HPE Aruba Networking 100G QSFP28 LC ER4L 40km SMF Transceiver	JL743A
	HPE Aruba Networking 100G QSFP28 MPO SR4 MMF Transceiver	R9F75A
	HPE Aruba Networking 100G QSFP28 LC CWDM4 2km SMF Transceiver	R0Z30A
	HPE Aruba Networking 100G QSFP28 LC LR4 10km SMF 2-strand Transceiver	JL310A
	HPE 100Gb QSFP28 Bidirectional Transceiver	845972-B21
	HPE Aruba Networking 100G QSFP28 to QSFP28 1m Direct Attach Copper Cable	R9F77A
	HPE Aruba Networking 100G QSFP28 to QSFP28 5m Direct Attach Copper Cable	R9F78A
	HPE Aruba Networking 100G QSFP28 to QSFP28 7m Active Optical Cable	R9F79A
	HPE Aruba Networking 100G QSFP28 to QSFP28 2m Active Optical Cable	R9F76A
	HPE Aruba Networking 100G QSFP28 to QSFP28 7m Active Optical Cable	R9F79A
	HPE Aruba Networking 100G QSFP28 to QSFP28 15m Active Optical Cable	R9F80A
	HPE Aruba Networking 100G QSFP28 to QSFP28 30m Active Optical Cable	R9F81A
1	HPE 100Gb QSFP28 to 4x25Gb SFP28 3m Direct Attach Copper Cable	845416-B21
1	HPE QSFP28 to 4x25Gb SFP28 7m Active Optical Cable	845420-B21
1	HPE QSFP28 to 4x25Gb SFP28 15m Active Optical Cable	845424-B21

QSA28 Adapter

Rule #	Description	SKU
2	HPE QSFP28 to SFP28 Adapter	845970-B21

Configuration Rules

Rule #	Description	
1	This Breakout Cable is not supported on the following Switches: HPE Aruba Networking CX 8360-48XT4C v2 Port-to-Power Airflow 3 Fans 2 PSU Attached Bundle HPE Aruba Networking CX 8360-48XT4C v2 Power-to-Port Airflow 3 Fans 2 PSU Attached Bundle	R9G12A R9G13A
2	If selecting the 845970-B21 - QSFP28 to SFP28 Adapter, then see HPE Aruba Networking Transceiver Guide for details.	

Switch Options

Rack Mount Kits

Rule #	Description	SKU
2	HPE Aruba Networking X412 1U Universal 2-post Rack Mount Kit	JL602A
1	HPE Aruba Networking 1U Universal 4-post Rack Mount Kit	R9F57A

Configuration Rules

Rule #	Description
1	If the switch will be factory racked into an HPE Universal Rack, then (Min 1) of the 4 Post Rack Mount kit is required with #0D1.

HPE Aruba Networking Data Center Networking Solution for HPE

2	This Rack Mount Kit is included with all 8360 DC bundles for HPE and cannot be a selectable option.	
	Air Duct Kit	
Rule #	Description	SKU
2, 3	HPE Aruba Networking Universal 4-post Duct Kit <ul style="list-style-type: none"> Only for Power to Port Bundles 	R9F60A
	Configuration Rules	
Rule #	Description	
2	For optimal performance, it is recommended that the user select the Duct Kit for Power to Port Switch Bundles	
3	If this Air Duct Kit is selected then the following 4 Post Rack Mount kit must be selected:	
	HPE Aruba Networking 1U Universal 4-post Rack Mount Kit	R9F57A
	India PDU Cable	
	For 8360 DC (std 0 // max 1) User Selection (min 0 // max 1) per Switch	
	HPE Networking 2.0m C13 to C14 PDU India Power Cord <ul style="list-style-type: none"> C13 India PDU Cable for Factory Racked Systems Only 	JL671A
	HPE Networking 2.5m C15 to C14 PDU India Power Cord <ul style="list-style-type: none"> C15 India PDU Cable for Factory Racked Systems Only 	JL672A
Notes:	This Power Cord is only available when the #AC3 option is selected for the supported power supply and intended for India	

Accessories

	Spare Items	
Rule #	Description	SKU
1, 2	HPE Aruba Networking 550W Port-to-Power Airflow AC Power Supply Unit <ul style="list-style-type: none"> includes 1 x c13, 550w 	R9G19A
	HPE Aruba Networking 550W Port-to-Power Airflow AC Power Supply Unit <ul style="list-style-type: none"> C13 PDU Jumper Cord (NA/MEX/TW/JP) (JL697A) 	R9G19A
	HPE Aruba Networking 550W Port-to-Power Airflow AC Power Supply Unit <ul style="list-style-type: none"> C13 PDU Jumper Cord (ROW) (JL697A) 	R9G19A
	HPE Aruba Networking 550W Port-to-Power Airflow AC Power Supply Unit <ul style="list-style-type: none"> HPE 2.3m C13 to NEMA 6-15P Pwr Cord(J9936A) 	R9G19A
	HPE Aruba Networking 550W Port-to-Power Airflow AC Power Supply Unit <ul style="list-style-type: none"> No Localized Power Cord Selected. Use J9955A to obtain a Locking Plug Power Cord (L6-20P) 	R9G19A
1, 2	HPE Aruba Networking 850W Port-to-Power Airflow AC Power Supply Unit <ul style="list-style-type: none"> includes 1 x c13, 850w 	R9G25A
	HPE Aruba Networking 850W Port-to-Power Airflow AC Power Supply Unit <ul style="list-style-type: none"> C13 PDU Jumper Cord (NA/MEX/TW/JP) (JL697A) 	R9G25A
	HPE Aruba Networking 850W Port-to-Power Airflow AC Power Supply Unit <ul style="list-style-type: none"> C13 PDU Jumper Cord (ROW) (JL697A) 	R9G25A
	HPE Aruba Networking 850W Port-to-Power Airflow AC Power Supply Unit <ul style="list-style-type: none"> HPE 2.3m C13 to NEMA 6-15P Pwr Cord(J9936A) 	R9G25A
	HPE Aruba Networking 850W Port-to-Power Airflow AC Power Supply Unit <ul style="list-style-type: none"> No Localized Power Cord Selected. Use J9955A to obtain a Locking Plug Power Cord (L6-20P) 	R9G25A
1, 2	HPE Aruba Networking 550W Power-to-Port Airflow AC Power Supply Unit <ul style="list-style-type: none"> includes 1 x c13, 550w 	R9G18A
	HPE Aruba Networking 550W Power-to-Port Airflow AC Power Supply Unit <ul style="list-style-type: none"> C13 PDU Jumper Cord (NA/MEX/TW/JP) (JL697A) 	R9G18A
	HPE Aruba Networking 550W Power-to-Port Airflow AC Power Supply Unit <ul style="list-style-type: none"> C13 PDU Jumper Cord (ROW) (JL697A) 	R9G18A
	HPE Aruba Networking 550W Power-to-Port Airflow AC Power Supply Unit	R9G18A

HPE Aruba Networking Data Center Networking Solution for HPE

	<ul style="list-style-type: none"> HPE 2.3m C13 to NEMA 6-15P Pwr Cord(J9936A) 	
	HPE Aruba Networking 550W Power-to-Port Airflow AC Power Supply Unit	R9G18A
	<ul style="list-style-type: none"> No Localized Power Cord Selected. Use J9955A to obtain a Locking Plug Power Cord (L6-20P) 	
1, 2	HPE Aruba Networking 850W Power-to-Port Airflow AC Power Supply Unit	R9G24A
	<ul style="list-style-type: none"> includes 1 x c13, 850w 	
	HPE Aruba Networking 850W Power-to-Port Airflow AC Power Supply Unit	R9G24A
	<ul style="list-style-type: none"> C13 PDU Jumper Cord (NA/MEX/TW/JP) (JL697A) 	
	HPE Aruba Networking 850W Power-to-Port Airflow AC Power Supply Unit	R9G24A
	<ul style="list-style-type: none"> C13 PDU Jumper Cord (ROW) (JL697A) 	
	HPE Aruba Networking 850W Power-to-Port Airflow AC Power Supply Unit	R9G24A
	<ul style="list-style-type: none"> HPE 2.3m C13 to NEMA 6-15P Pwr Cord(J9936A) 	
	HPE Aruba Networking 850W Power-to-Port Airflow AC Power Supply Unit	R9G24A
	<ul style="list-style-type: none"> No Localized Power Cord Selected. Use J9955A to obtain a Locking Plug Power Cord (L6-20P) 	
	HPE Aruba Networking Port-to-Power Airflow Fan	R9G20A
	HPE Aruba Networking Power-to-Port Airflow Fan	R9G21A
	HPE Aruba Networking X412 1U Universal 2-post Rack Mount Kit	JL602A
	HPE Aruba Networking 1U Universal 4-post Rack Mount Kit	R9F57A
	HPE Aruba Networking Universal 4-post Duct Kit	R9F60A
	HPE Aruba Networking RJ45 to DB9 Console Cable	R9F58A

Configuration Rules

Rule #	Description	
1	Localization required on orders without B2B, B2C, B2E or AC3 options.	
2	Unbuildable/FAN required, generates CFGU: If order is quoted for India and contains ""#B2C"" Option, then Display the following:	
	<ul style="list-style-type: none"> For BTO shipments to India: Please replace <Base Model>#B2C option with <Base Model>#AC3 in the Bill of Materials and add the appropriate INDIA PDU Power Cord below via Ad-Hoc: 	
	HPE Networking 2.0m C13 to C14 PDU India Power Cord	JL671A
	HPE Networking 2.5m C15 to C14 PDU India Power Cord	JL672A
	HPE Networking 2.5m C19 to C20 PDU India Power Cord	JL673A
	<ul style="list-style-type: none"> For Factory Integration of Power Cord, please add ""#0D1"" to the Power Cord Sku suffix. (Ex. JL671A#0D1) 	

Notes:

- OCA Only: Required Custom Choice (Min1/Max1)
 - Switch/Router/Power Supply to PDU Power Cord - B2B in North America, Mexico, Taiwan, and Japan or B2C ROW. (OCA Default B2B or B2C for Rack Level CTO)
 - Switch/Router/Power Supply to Wall Power Cord - Localized Option (OCA Default for BTO)
 - High Volt Switch/Router/Power Supply to Wall Power Cord - B2E Option. (Offered only in North America, Mexico, Taiwan, and Japan)
 - No Power Cord - AC3 Option
- Locking Power Cord (J9955A) L6-20P is available in the Accessories tab
- 2 Power Supply is included with the Switch Bundle

HPE Aruba Networking Data Center Networking Solution for HPE

Software

NetEdit

NetEdit / Single Node Subscription for Data Center Solutions

HPE Aruba Networking NetEdit Single Node 1-year Subscription E-STU

R9G36AAE

HPE Aruba Networking NetEdit Single Node 3-year Subscription E-STU

R9G37AAE

HPE Aruba Networking Fabric Composer

Fabric Composer / Single Node Subscription for Data Center Solutions

HPE Aruba Networking Fabric Composer Device Management Service Tier 4 Switch 1y Subscription E-STU

R9G26AAE

HPE Aruba Networking Fabric Composer Device Management Service Tier 4 Switch 3y Subscription E-STU

R9G27AAE

HPE Aruba Networking Fabric Composer Device Management Service Tier 4 Switch 5y Subscription E-STU

R9G28AAE

Technical Specifications

	HPE Aruba Networking 8360v2- 32Y4C MACsec Port- to- Power 3 Fans, 2 Power Supplies (R9G08A)	HPE Aruba Networking 8360v2- 32Y4C MACsec Power-to-Port 3 Fans, 2 Power Supplies (R9G09A)	HPE Aruba Networking 8360v2- 16Y2C Port-to-Power 3 Fans, 2 Power Supplies (R9G10A)	HPE Aruba Networking 8360v2- 16Y2C Power-to- Port 3 Fans, 2 Power Supplies (R9G11A)	HPE Aruba Networking 8360- 48Y6C v2 MACsec Front-to-Back 5 Fans, 2 AC Power Supplies (R9G22A)	HPE Aruba Networking 8360- 48Y6C v2 MACsec Back-to- Front 5 Fans, 2 AC Power Supplies (R9G23A)
I/O ports and slots						
	8360-32Y4C up to 12 ports of 50G 28 ports of 1GbE/10GbE/25GbE (SFP/ SFP+/SFP28) 4 ports of 10GbE/25GbE (SFP+/SFP28) with MACsec 4 ports of 40GbE/100GbE (QSFP+/QSFP28) (optional 1GBASE-T SFP, 10GBASE-T SFP+ transceivers and 4x10G/25G breakout cables supported)		8360-16Y2C up to 8 ports of 50G 16 ports of 1GbE/10GbE/25GbE (SFP/SFP+/SFP28) 2 ports of 40GbE/100GbE (QSFP+/QSFP28) (optional 1GBASE-T SFP and 10GBASE-T SFP+ transceivers and 4x10G/25G breakout cables supported)		8360-48Y6C up to 22 ports of 50G 44 ports of 1GbE/10GbE/25GbE (SFP/SFP+/SFP28) 4 ports of 10GbE/25GbE (SFP+/SFP28) with MACsec 4 ports of 40GbE/100GbE (QSFP+/QSFP28) 2 ports of 40GbE/100GbE (QSFP+/QSFP28) with MACsec	
Additional ports and slots						
Power Supplies	2 field-replaceable and hot-swappable power supplies1					
Fans	3 field-replaceable and hot-swappable fans2			5 field-replaceable and hot-swappable fans2		
Management	RJ-45 serial and USB-C console; RJ-45 Ethernet port; USB-Type A					
Physical characteristics						
Physical Dimensions (HxWxD)	1.73in x 17.4in x 16.0in 44.0mm x 442.5mm x 406.4			1.73in x 17.4in x 22.0in 44.0mm x 442.5mm x 558.8		
Full configuration weight	18.05 lb 8.19 kg		17.00 lb (estim.) 7.71 kg (estim.)		23.65lb 10.73kgs	
Memory and Processor						
CPU	1.8 GHz 4-core 64-bit					
Memory, Drive and Flash	16GB RAM, 32GB Flash/Storage					
Packet Buffer	32MB					

HPE Aruba Networking Data Center Networking Solution for HPE

Performance						
Switching Capacity	2.4Tbps		1.2Tbps		4.8Tbps	
MAC Address Table Size	212,992					
IPv4 Host Table	145,780					
IPv6 Host Table	145,780					
IPv4 Unicast Routes	606,977					
IPv6 Unicast Routes	630,784					
Maximum Number of Access Control List (ACL) Entries Ingress	IPv4 65,536, IPv6 16,384, MAC 65,536					
Performance						
Maximum Number of Access Control List (ACL) Entries Egress	IPv4 8,192, IPv6 2,048, MAC 8,192					
Maximum VLANs	4,094					
IGMP Groups	7,000					
MLD Groups	7,000					
IPv4 Multicast Routes	7,000					
IPv6 Multicast Routes	7,000					
Environment						
Operating Temperature ³	32°F to 113°F (0°C to 45°C) up to 5000 ft	32°F to 104°F (0°C to 40°C) up to 5000 ft	32°F to 113°F (0°C to 45°C) up to 5000 ft	32°F to 104°F (0°C to 40°C) up to 5000 ft	32°F to 113°F (0°C to 45°C) up to 5000 ft	32°F to 104°F (0°C to 40°C) up to 5000 ft
Operating Relative Humidity	15% to 95% relative humidity at 113°F (45°C), non-condensing	15% to 95% relative humidity at 104°F (40°C), non-condensing	15% to 95% relative humidity at 113°F (45°C), non-condensing	15% to 95% relative humidity at 104°F (40°C), non-condensing	15% to 95% relative humidity at 113°F (45°C), non-condensing	15% to 95% relative humidity at 104°F (40°C), non-condensing
Non-Operating Temperature	-40°C to 70°C (-40°F to 158°F) up to 4.6km (15,000 ft.)					
Non-Operating/Storage Relative Humidity	15% to 95% at 149°F (65°C) non-condensing					
Maximum Operating Altitude	Up to 10,000ft (3.048Km)					
Maximum Non-Operating Altitude	Up to 15,000ft (4.6Km)					

HPE Aruba Networking Data Center Networking Solution for HPE

Primary Airflow	Power-to-Port (PwrToPrt) or Port-to-Power (PrtToPwr)				Front-to-Back (Frnt-to-Bck) or Back-to- Front (Bck-to-Front)	
BTU/hr	1,450	1,450	1,109	1,109	1,450	1,450
Acoustics ⁴	LWAd = 6.3 Bel LpAm (Bystander) = 45.4 dB	LWAd = 6.4 Bel LpAm (Bystander) = 45.8 dB	LWAd = 6.0 Bel LpAm (Bystander) = 42.8 dB	LWAd = 6.0 Bel LpAm (Bystander) = 42.8 dB	LWAd = 6.3 Bel LpAm (Bystander) = 45.4 dB	LWAd = 6.4 Bel LpAm (Bystander) = 45.8 dB
Electrical Characteristics						
Frequency	47-63 Hz					
AC Voltage	7.1A for 100-127VAC				100-127V/200-240V	
Current	3.4A for 200-240VAC				10A (Low Voltage) / 5A (High Voltage)	
Power Consumption	Max: 425W Idle: 120W		Max: 325W Idle: 110W		230W Idle Power / 725W Max Power	
Regulatory						
Compliance	Products comply with CE Markings according to directives 2014/30/EU (EMC) and 2014/35/EU (Safety)					
RoHS	EN 50581:2012					
Safety						
EU	EN 60950-1:2006 + A11:2009 + A1:2010 + A12:2011 + A2:2013 EN62368-1, Ed.2:2014					
North America	UL60950-1, CSA 22.2 No 60950-1					
Worldwide	IEC60950-1:2005 Ed.2 + Am 1:2009 + A2:2013 IEC 62368-1:2014					
EMC	EN 55024:2010+A2016/CISPR24:2015 EN55032:2015/CISPR 32, Class A EN55035:2017/CISPR 35 EN61000-3-2:2014, Class A EN61000-3-3:2013 FCC CFR 47 Part 15:2010, Class A ICES-003, Class A VCCI Class A CNS 13438 CNS 13438 Class A					
Laser						
Transceivers	EN60825-1:2014 / IEC 60825-1: 2014 Class 1 Class 1 Laser Products / Laser Klasse 1					
Mounting	Mounts in an EIA standard 19-inch rack or other equipment cabinet; horizontal surface mounting only; 2-post and 4-post mounting options available ⁵ ; air duct available for 4-post deployments and sold separately					

HPE Aruba Networking Data Center Networking Solution for HPE

	HPE Aruba Networking 8360v2- 48XT4C Port- to- Power 3 Fans, 2 Power Supplies (R9G12A)	HPE Aruba Networking 8360v2- 48XT4C Power- to-Port 3 Fans, 2 Power Supplies (R9G13A)	HPE Aruba Networking 8360v2-12C Port-to-Power 3 Fans, 2 Power Supplies (R9G14A)	HPE Aruba Networking 8360v2-12C Power-to-Port 3 Fans, 2 Power Supplies (R9G15A)	HPE Aruba Networking 8360v2- 24XF2C Port-to-Power 3 Fans, 2 Power Supplies (R9G16A)	HPE Aruba Networking 8360v2- 24XF2C Power-to-Port 3 Fans, 2 Power Supplies (R9G17A)
I/O ports and slots						
	48 ports of 100M/1GbE/10GBASE-T 4 ports of 40GbE/100GbE (QSFP+/ QSFP28)		12 ports of 40GbE/100GbE (QSFP+/ QSFP28) (optional 4x10G/25G breakout cables supported)		24 ports of 1GbE/10GbE (SFP/SFP+) 2 ports of 40GbE/100GbE (QSFP+/ QSFP28) (optional 1GBASE-T SFP and 10GBASE-T SFP+ transceivers and 4x10G/25G breakout cables supported)	
Additional ports and slots						
Power Supplies	2 field-replaceable and hot-swappable power supplies ⁶					
Fans	3 field-replaceable and hot-swappable fans ⁷					
Management	RJ-45 serial and USB-C console; RJ-45 Ethernet port; USB-Type A					
Physical characteristics						
Physical Dimensions (HxWxD)	1.73in x 17.4in x 16.0in 44.0mm x 442.5mm x 406.4					
Full configuration weight	18.85 lb. 8.55 kg		17.65 lb 8.01 kg		17.8 lb 8.07 kg	
Memory and Processor						
CPU	1.8 GHz 4-core 64-bit					
Memory, Drive and Flash	16GB RAM, 32GB Flash/Storage					
Packet Buffer	32MB					
Performance						
Switching Capacity	1.76Tbps		2.4Tbps		880Gbps	
MAC Address Table Size	212,992					
IPv4 Host Table	145,780					
IPv6 Host Table	145,780					
IPv4 Unicast Routes	606,977					
IPv6 Unicast Routes	630,784					
Maximum Number of Access Control List (ACL) Entries Ingress	IPv4 65,536, IPv6 16,384, MAC 65,536					
Performance						
Maximum Number of Access Control	IPv4 8,192, IPv6 2,048, MAC 8,192					



HPE Aruba Networking Data Center Networking Solution for HPE

List (ACL) Entries Egress						
Maximum VLANs	4,094					
IGMP Groups	7,000					
MLD Groups	7,000					
IPv4 Multicast Routes	7,000					
IPv6 Multicast Routes	7,000					
Environment						
Operating Temperature ⁸	32°F to 113°F (0°C to 45°C) up to 5000 ft	32°F to 104°F (0°C to 40°C) up to 5000 ft	32°F to 113°F (0°C to 45°C) up to 5000 ft	32°F to 104°F (0°C to 40°C) up to 5000 ft	32°F to 113°F (0°C to 45°C) up to 5000 ft	32°F to 104°F (0°C to 40°C) up to 5000 ft
Operating Relative Humidity	15% to 95% relative humidity at 113°F (45°C), non-condensing	15% to 95% relative humidity at 104°F (40°C), non-condensing	15% to 95% relative humidity at 113°F (45°C), non-condensing	15% to 95% relative humidity at 104°F (40°C), non-condensing	15% to 95% relative humidity at 113°F (45°C), non-condensing	15% to 95% relative humidity at 104°F (40°C), non-condensing
Non-Operating Temperature	-40°C to 70°C (-40°F to 158°F) up to 4.6km (15,000 ft.)					
Non-Operating/Storage Relative Humidity	15% to 95% at 149°F (65°C) non-condensing					
Maximum Operating Altitude	Up to 10,000ft (3.048Km)					
Maximum Non-Operating Altitude	Up to 15,000ft (4.6Km)					
Primary Airflow	Port-to-Power (PrtToPwr)	Power-to-Port (PwrToPrt)	Port-to-Power (PrtToPwr)	Power-to-Port (PwrToPrt)	Port-to-Power (PrtToPwr)	Power-to-Port (PwrToPrt)
BTU/hr	1,706	1,706	1,280	1,280	1,280	1,280
Acoustics ⁹	LWAd = 6.7 Bel LpAm (Bystander) = 48.7 dB	LWAd = 6.5 Bel LpAm (Bystander) = 47.6 dB	LWAd = 6.3 Bel LpAm (Bystander) = 46.7 dB	LWAd = 6.2 Bel LpAm (Bystander) = 45.3 dB	LWAd = 6.0 Bel LpAm (Bystander) = 42.6 dB	LWAd = 6.2 Bel LpAm (Bystander) = 44.4 dB
Electrical Characteristics						
Frequency	47-63 Hz					
AC Voltage	7.1A for 100-127VAC					
Current	3.4A for 200-240VAC					
Power Consumption	Max: 500W Idle: 120W		Max: 375W Idle: 120W		Max: 375W Idle: 120W	
Regulatory						
Compliance	Products comply with CE Markings according to directives 2014/30/EU (EMC) and 2014/35/EU (Safety)					
RoHS	EN 50581:2012					
Safety						
EU	EN 60950-1:2006 + A11:2009 + A1:2010 + A12:2011 + A2:2013 EN62368-1, Ed.2:2014					
North America	UL/CUL 69050-1: 2nd Edition UL/CUL 63268-1:2014 UL 60950-1 CSA 22.2 No 60950-1					

HPE Aruba Networking Data Center Networking Solution for HPE

Worldwide	IEC60950-1:2005 Ed.2 + Am 1:2009 + A2:2013 IEC 62368-1:2014
EMC	EN 55024:2010+A2016/CISPR24:2015 EN55032:2015/CISPR 32, Class A EN55035:2017/CISPR 35 EN61000-3-2:2014, Class A EN61000-3-3:2013 FCC CFR 47 Part 15:2010, Class A ICES-003, Class A VCCI Class A CNS 13438 CNS 13438 Class A
Laser	
Transceivers	EN60825-1:2014 / IEC 60825-1: 2014 Class 1 Class 1 Laser Products / Laser Klasse 1
Mounting	Mounts in an EIA standard 19-inch rack or other equipment cabinet; horizontal surface mounting only; 2-post and 4-post mounting options available ¹⁰ ; air duct available for 4-post deployments and sold separately




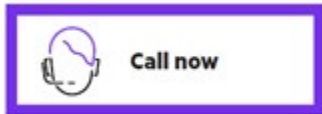
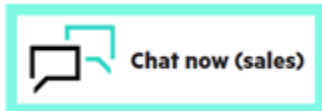
Summary of Changes

Date	Version History	Action	Description of Change
03-Mar-2025	Version 17	Changed	Configuration Information section was updated.
06-Jan-2025	Version 16	Changed	Configuration Information section was updated.
02-Dec-2024	Version 15	Changed	Configuration Information, Technical Specifications, and HPE Aruba Networking Data Center Networking Solution for HPE sections were updated.
03-Sep-2024	Version 14	Changed	Configuration Information section was updated.
01-Apr-2024	Version 13	Changed	Configuration Information section was updated.
04-Dec-2023	Version 12	Changed	Configuration Information section was updated. Obsolete SKU was removed. Series name was updated.
10-Jul-2023	Version 11	Changed	Configuration Information section was updated.
15-May-2023	Version 10	Changed	Configuration Information section was updated.
06-Feb-2023	Version 9	Changed	Standard Features and Configuration Information sections were updated.
05-Dec-2022	Version 8	Changed	HPE Aruba Networking Data Center Networking Solution for HPE section was updated.
07-Nov-2022	Version 7	Changed	Standard Features and Configuration Information sections were updated.
03-Oct-2022	Version 6	Changed	Configuration Information section was updated.
01-Aug-2022	Version 5	Changed	Configuration Information section was updated.
06-Jun-2022	Version 4	Changed	Configuration Information section was updated.
02-May-2022	Version 3	Changed	Configuration Information, Technical Specifications, and HPE Aruba Networking Data Center Networking Solution for HPE sections were updated.
04-Apr-2022	Version 2	Changed	Overview, Standard Features, Configuration Information, and Technical Specifications sections were updated. New HPE Aruba Networking Data Center Networking Solution for HPE section was added to QuickSpecs
06-Dec-2021	Version 1	New	New QuickSpecs



Copyright

Make the right purchase decision.
Contact our presales specialists.



© Copyright 2025 Hewlett Packard Enterprise Development LP. The information contained herein is subject to change without notice. The only warranties for Hewlett Packard Enterprise products and services are set forth in the express warranty statements accompanying such products and services. Nothing herein should be construed as constituting an additional warranty. Hewlett Packard Enterprise shall not be liable for technical or editorial errors or omissions contained herein.

To learn more, visit: <http://www.hpe.com/networking>

a50004274enw - 16878 - Worldwide - V17 - 03-March-2025