

# QuickStart Guide

FortiGate 90G Series

FG-90G, FG-91G

# Before you begin

Register your device to access FortiGuard updates, cloud management, firmware upgrades, technical support, and warranty coverage.

<https://support.fortinet.com>

## FortiExplorer App

Rapidly provision, deploy, and monitor Security Fabric components including FortiGate and FortiWiFi devices from your mobile. Download now for free.



Scan the QR Code or visit:

<https://links.fortinet.com/fortiexplorer/downloads>



This guide covers: FG-90F, FG-91F

May 11, 2023

Copyright © 2023 Fortinet, Inc. All rights reserved. Fortinet®, FortiGate®, FortiCare® and FortiGuard®, and certain other marks are registered trademarks of Fortinet, Inc., in the U.S. and other jurisdictions, and other Fortinet names herein may also be registered and/or common law trademarks of Fortinet. All other product or company names may be trademarks of their respective owners. Performance and other metrics contained herein were attained in internal lab tests under ideal conditions, and actual performance and other results may vary. Network variables, different network environments and other conditions may affect performance results. Nothing herein represents any binding commitment by Fortinet, and Fortinet disclaims all warranties, whether express or implied, except to the extent Fortinet enters a binding written contract, signed by Fortinet's General Counsel, with a purchaser that expressly warrants that the identified product will perform according to certain expressly-identified performance metrics and, in such event, only the specific performance metrics expressly identified in such binding written contract shall be binding on Fortinet. For absolute clarity, any such warranty will be limited to performance in the same ideal conditions as in Fortinet's internal lab tests. In no event does Fortinet make any commitment related to future deliverables, features or development, and circumstances may change such that any forward-looking statements herein are not accurate. Fortinet disclaims in full any covenants, representations, and guarantees pursuant hereto, whether express or implied. Fortinet reserves the right to change, modify, transfer, or otherwise revise this publication without notice, and the most current version of the publication shall be applicable.

For Product License Agreement / EULA and Warranty Terms, visit <https://www.fortinet.com/content/dam/fortinet/assets/legal/EULA.pdf>

# The Essentials

## Default Logins



**<https://192.168.1.99>**  
Username: **admin**  
Password: **(leave blank)**

## Admin Guide

For a detailed Getting Started guide, setup, and configuration information, refer to the Admin Guide on <https://docs.fortinet.com/>

## Customer Service

For contracts, licensing, product registration, and account management, contact FortiCare Support at <https://www.fortinet.com/support/contact>

## Self-service Resources

Access our knowledge base, forums, videos and technical experts at <https://www.fortinet.com/support/support-services/forticare-support>

Thank you for choosing Fortinet

# Contents

**FortiGate 90G Series**  
FG-90G, FG-91G



QuickStart Guide



FortiGate Device



1x Ethernet Cable



1x DC Power Adapter

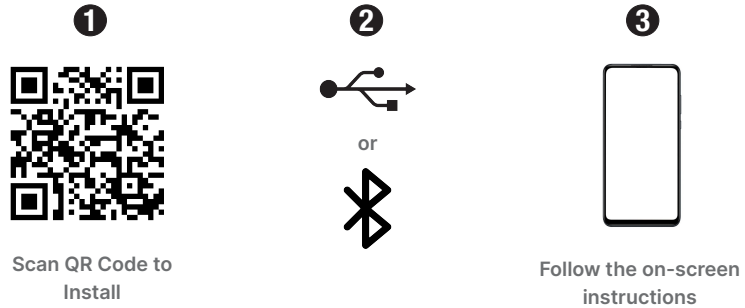


1x Power Cable

# Setup

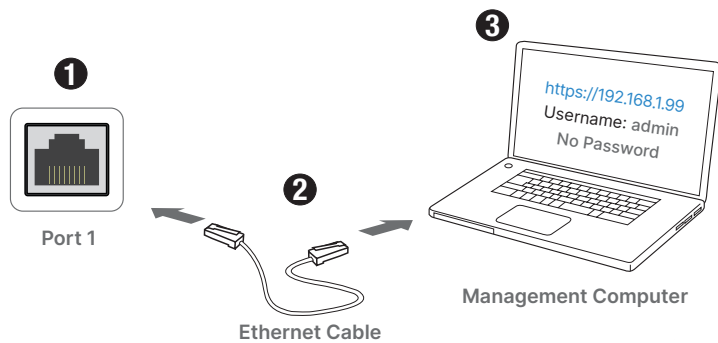
Unpack the box, power the device and choose one of the following options:

## FortiExplorer



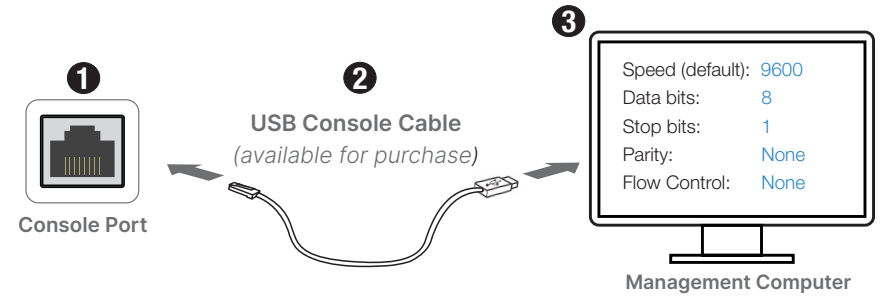
**Note:** Enable Bluetooth on your mobile device for BLE or connect your mobile USB cable into the device

## GUI



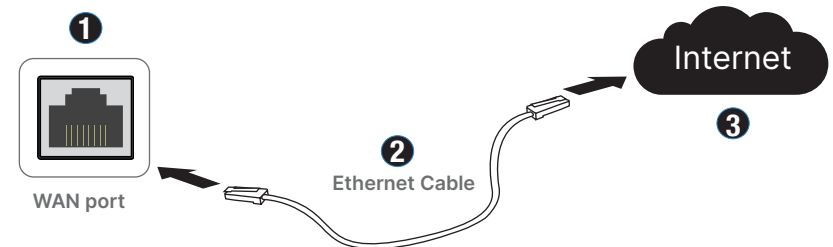
**Note:** Configure the management computer with IP 192.168.1.x and subnet 255.255.255.0

## CLI



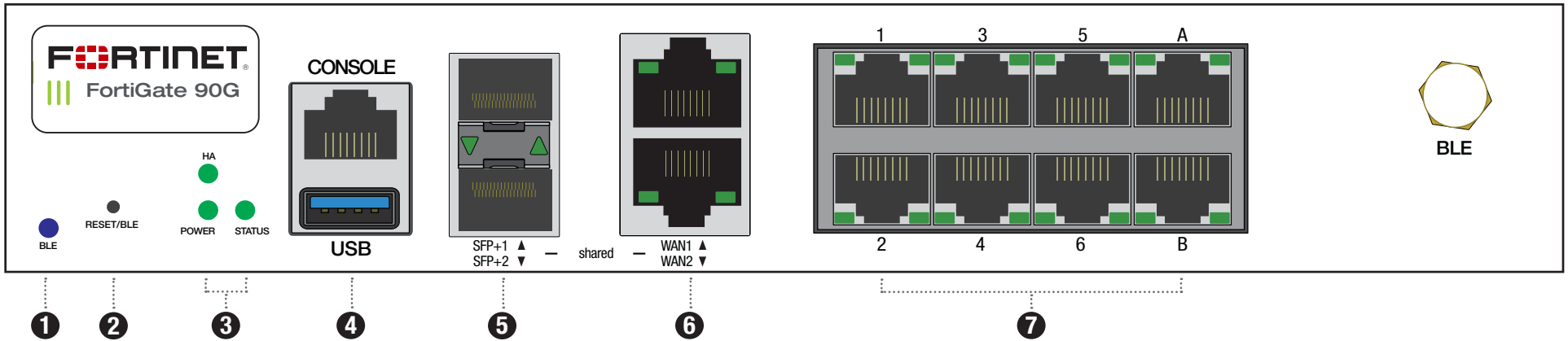
**Note:** For a detailed CLI guide, visit [docs.fortinet.com](https://docs.fortinet.com)

## FortiGate Cloud



**Note:** Browse to [forticloud.com](https://forticloud.com) and follow the on-screen instructions

# Front FG-90G



## 1 BLE LED

- ⚙️ **Flashing Blue:** Discovery mode
- **Blue:** BLE connected
- **Off:** BLE off

## 2 RESET Reset and BLE management button

## 3 HA

- **Green:** Operating in an HA cluster
- **Amber:** HA failover
- **Off:** Not in an HA cluster

### POWER

- **Green:** Both PSUs functioning
- **Amber:** One PSU functioning
- **Off:** Power is off

### STATUS

- ⚙️ **Flashing Green:** Booting up
- **Green:** Operating normally
- **Off:** Device is off

## 4 CONSOLE (RJ45) CLI management connection, default IP 192.168.1.99

USB (USB A) USB 3.0 server port

## 5 SFP+ Ports (x2) shared with WAN ports

- ▼ **Green:** Connected at 10Gbps
- ⚡ **Flashing Green:** Data activity
- ▼ **Off:** No link established


## 6 WAN Ports (x2) shared with SFP+ ports

- |  |                              |
|--|------------------------------|
| <i>LINK/ACT (Left LED)</i>             | <i>SPEED (Right LED)</i>     |
| ■ <b>Green:</b> Connected              | ■ <b>Green:</b> 10Gbps       |
| ⚡ <b>Flashing Green:</b> Data Activity | ⚡ <b>Amber:</b> 5/2.5/1Gbps  |
| ■ <b>Off:</b> No activity              | ■ <b>Off:</b> 100Mbps or off |

## 7 Ports 1 to 6 and FortiLink Ports A & B

- |  |                             |
|--|-----------------------------|
| <i>LINK/ACT (Left LED)</i>             | <i>SPEED (Right LED)</i>    |
| ■ <b>Green:</b> Connected              | ■ <b>Green:</b> 1Gbps       |
| ⚡ <b>Flashing Green:</b> Data Activity | ⚡ <b>Amber:</b> 100Mbps     |
| ■ <b>Off:</b> No activity              | ■ <b>Off:</b> 10Mbps or off |

# Rear FG-90G



- 1 Power Input** 12VDC 3A, 100-240VAC 50/60Hz  
*(optional redundant power adapter and cable available for purchase)*

## Cautions and Warnings

### Environmental specifications

Ambient operating temperature: 0°C to 40°C

Rack Mount Instructions - The following or similar rack-mount instructions are included with the installation instructions:  
Instructions de montage en rack - Les instructions de montage en rack suivantes ou similaires sont incluses avec les instructions d'installation:

**Elevated Operating Ambient** - If installed in a closed or multi-unit rack assembly, the operating ambient temperature of the rack environment may be greater than room ambient. Therefore, consideration should be given to installing the equipment in an environment compatible with the maximum ambient temperature (Tma) specified by the manufacturer.

**Température ambiante élevée** - S'il est installé dans un rack fermé ou à unités multiples, la température ambiante de fonctionnement de l'environnement du rack peut être supérieure à la température ambiante de la pièce. Par conséquent, il est important d'installer le matériel dans un environnement respectant la température ambiante maximale (Tma) stipulée par le fabricant.

**Reduced Air Flow** - Installation of the equipment in a rack should be such that the amount of air flow required for safe operation of the equipment is not compromised.  
**Ventilation réduite** - Installation de l'équipement dans un rack doit être telle que la quantité de flux d'air nécessaire au bon fonctionnement de l'équipement n'est pas compromise.

**Mechanical Loading** - Mounting of the equipment in the rack should be such that a hazardous condition is not achieved due to uneven mechanical loading.  
**Chargement Mécanique** - Montage de l'équipement dans le rack doit être telle qu'une situation dangereuse n'est pas lié à un chargement mécanique inégal.

**Circuit Overloading** - Consideration should be given to the connection of the equipment to the supply circuit and the effect that overloading of the circuits might have on overcurrent protection and supply wiring. Appropriate consideration of equipment nameplate ratings should be used when addressing this concern.

**Surtenion** - Il convient de prendre l'ensemble des précautions nécessaires lors du branchement de l'équipement au circuit d'alimentation et être particulièrement attentif aux effets de la suralimentation sur le dispositif assurant une protection contre les courts-circuits et le câblage. Ainsi, il est recommandé de tenir compte du numéro d'identification de l'équipement.

**Reliable Earthing** - Reliable earthing of rack-mounted equipment should be maintained. Particular attention should be given to supply connections other than direct connections to the branch circuit (e.g. use of power strips).

**Fiabilité de la mise à la terre** - Fiabilité de la mise à la terre de l'équipement monté en rack doit être maintenue. Une attention particulière devrait être accordée aux connexions d'alimentation autres que les connexions directes au circuit de dérivation (par exemple de utilisation de bandes de puissance).

Refer to specific Product Model Data Sheet for Environmental Specifications (Operating Temperature, Storage Temperature, Humidity, and Altitude)

Référez à la Fiche Technique de ce produit pour les caractéristiques environnementales (Température de fonctionnement, température de stockage, humidité et l'altitude).

### Safety

**Battery** - Risk of explosion if the battery is replaced by an incorrect type. Do not dispose of batteries in a fire. They may explode. Dispose of used batteries according to your local regulations. IMPORTANT: Switzerland: Annex 4.10 of SR814.013 applies to batteries.

**Batterie** - Risque d'explosion si la batterie est remplacée par un type incorrect. Ne jetez pas les batteries au feu. Ils peuvent exploser. Jetez les piles usagées conformément aux réglementations locales. IMPORTANT: Suisse: l'annexe 4.10 de SR814.013 s'appliquent aux batteries.

警告  
本電池如果更換不正確會有爆炸的危險  
請依製造商說明書處理用過之電池

CAUTION: Shock Hazard. Disconnect all power sources.  
ATTENTION: Risque d'électrocution. Débranchez toutes les sources d'alimentation.

This product is intended to be supplied by a Listed pluggable A via Class I external power supply adapter by means of a power cord connected to a socket-outlet with earthing connection.

Ce produit est destiné à être alimenté par un adaptateur d'alimentation externe de classe I par l'intermédiaire d'un cordon d'alimentation enfichable de classe A qui doit être branché à une prise de courant avec terre.

This product is intended to be supplied by a Listed Direct Plug-In Power Unit marked LPS or Class 2 and rated 12 Vdc, 3 A.  
Le produit doit être alimenté par un bloc d'alimentation à courant continu homologué UL de 12 Vdc, 3 A nominal marqué LPS ou Class 2.

**Grounding** - To prevent damage to your equipment, connections that enter from outside the building should pass through a lightning / surge protector, and be properly grounded. Use an electrostatic discharge workstation (ESD) and/or wear an anti-static wrist strap while you work. In addition to the grounding terminal of the plug, on the back panel, there is another, separate terminal for earthing.

**Mise à la terre** - Pour éviter d'endommager votre matériel, assurez-vous que les branchements qui entrent à partir de l'extérieur du bâtiment passent par un parafoudre / parasurtenseur et sont correctement mis à la terre. Utilisez un poste de travail de décharge électrostatique (ESD) et / ou portez un bracelet anti-statique lorsque vous travaillez. Ce produit possède une borne de mise à la terre qui est prévu à l'arrière du produit, à ceci s'ajoute la mise à la terre de la prise.

This product has a separate protective earthing terminal provided on the back of the product in addition to the grounding terminal of the attachment plug. This separate protective earthing terminal must be permanently connected to earth with a green with yellow stripe conductor minimum size #12AWG and the connection is to be installed by a qualified service personnel.

Ce produit a une borne de mise à la terre séparé sur le dos de l'appareil, en plus de la borne de mise à la terre de la fiche de raccordement. Cette borne de mise à la terre séparée doit être connecté en permanence à la terre avec un conducteur vert avec la taille bande jaune de minimum #12AWG et la connexion doit être installé par un personnel qualifié.

## Regulatory Notices

### Federal Communication Commission (FCC) – USA

This device complies with Part 15 of the FCC Rules. Operation is subject to the following two conditions:  
(1) this device may not cause harmful interference, and  
(2) this device must accept any interference received; including interference that may cause undesired operation.

This equipment has been tested and found to comply with the limits for a Class B digital device, pursuant to Part 15 of the FCC Rules. These limits are designed to provide reasonable protection against harmful interference in residential installation. This equipment generates, uses, and can radiate radio frequency energy, and if it is not installed and used in accordance with the instruction manual, it may cause harmful interference to radio communications. However, there is no guarantee that interference will not occur in a particular installation.

If this equipment does cause harmful interference to radio or television reception, which can be determined by turning the equipment off and on, the user is encouraged to try to correct the interference by one or more of the following measures:

- Reorient or relocate the receiving antenna.
  - Increase the separation between the equipment and receiver.
  - Connect the equipment into an outlet on a circuit different from that to which the receiver is connected.
- Consult the dealer or an experienced radio/TV technician for help.

**WARNING:** Any changes or modifications to this unit not expressly approved by the party responsible for compliance could void the user's authority to operate the equipment

This equipment complies with FCC radiation exposure limits set forth for an uncontrolled environment. This equipment should be installed and operated with minimum distance of 20cm between the radiator and your body. This transmitter must not be co-located or operating in conjunction with any other antenna or transmitter.

### Industry Canada Equipment Standard for Digital Equipment (ICES) – Canada

This Class B digital apparatus complies with Canadian ICES-003.

Cet appareil numérique de la classe B est conforme à la norme NMB-003 du Canada.

### Innovation, Science and Economic Development (ISED) – Canada

This device contains licence-exempt transmitter(s)/receiver(s) that comply with Innovation, Science and Economic Development Canada's licence-exempt RSS(s). Operation is subject to the following two conditions:

- This device may not cause interference.
- This device must accept any interference, including interference that may cause undesired operation of the device.

L'émetteur/récepteur exempt de licence contenu dans le présent appareil est conforme aux CNR d'Innovation, Sciences et Développement économique Canada applicables aux appareils radio exempts de licence. L'exploitation est autorisée aux deux conditions suivantes:

- L'appareil ne doit pas produire de brouillage;
- L'appareil doit accepter tout brouillage radioélectrique subi, même si le brouillage est susceptible d'en compromettre le fonctionnement.

This equipment complies with ISED radiation exposure limits set forth for an uncontrolled environment. This equipment should be installed and operated with minimum distance of 20cm between the radiator & your body.

Cet équipement est conforme aux limites d'exposition aux rayonnements ISED établies pour un environnement non contrôlé. Cet équipement doit être installé et utilisé avec un minimum de 20cm de distance entre la source de rayonnement et votre corps.

This radio transmitter (IC:7280B-111T17) has been approved by ISED to operate with the antenna types listed below with the maximum permissible gain and required antenna impedance for each antenna type indicated. Antenna types not included in this list, having a gain greater than the maximum gain indicated for that type, are strictly prohibited for use with this device.

Le présent émetteur radio (IC:7280B-111T17) a été approuvé par ISED pour fonctionner avec les types d'antenne énumérés ci-dessous et ayant un gain admissible maximal et l'impédance requise pour chaque type d'antenne. Les types d'antenne non inclus dans cette liste, ou dont le gain est supérieur au gain maximal indiqué, sont strictement interdits pour l'exploitation de l'émetteur.

This device and its antennas(s) must not be co-located or operating in conjunction with any other antenna or transmitter except in accordance with IC multi-transmitter product procedures.

Cet appareil et son antenne (s) ne doit pas être co-localisés ou fonctionnement en association avec une autre antenne ou transmetteur.

Antenna	Manufacturer	Model	Antenna Type	Connector	Antenna Peak Gain
1	JOYMAX	IHF-2120MPX9-W018	Monopole	I-PEX MHF1	1.53 dBi for 2.4GHz(BT)

### European Conformity (CE) – EU

This is a Class B product. In a domestic environment, this product may cause radio interference, in which case the user may be required to take adequate measures.



The product transmits within the frequency ranges and less than or equal to the power listed below: 2402-2480MHz less than 20dBm

This equipment should be installed and operated with minimum distance 20cm between the radiator & your body.

#### Simplified EU Declaration of Conformity

This declaration is only valid for Fortinet products (including combinations of software, firmware and hardware) provided by Fortinet or Fortinet's authorized partners to the end-customer directly for use within the EU or countries that have implemented the EU Directives and/or spectrum regulation. Any Fortinet products not obtained directly from Fortinet or Fortinet's authorized partners may not comply with EU Directives and Fortinet makes no assurances for such products.

**Български**  
Този продукт е в съответствие с Директива 2014/53/ЕС.

**Česky**  
Tento produkt je v souladu se směrnici 2014/53/EU.

**Dansk**  
Dette produkt er i overensstemmelse med direktiv 2014/53/EU.

**Deutsch**  
Dieses Produkt entspricht der Richtlinie 2014/53/EU.

**Eesti**  
See toode vastab direktiivile 2014/53/EL.

**English**  
This product is in compliance with Directive 2014/53/EU.

**Español**  
Este producto cumple con la Directiva 2014/53/UE.

#### Ελληνική

Το προϊόν αυτό συμμορφώνεται με την Οδηγία 2014/53/ΕΕ.

#### Français

Ce produit est conforme à la Directive 2014/53/UE.

#### Hrvatski

Ovaj proizvod je u skladu s Direktivom 2014/53/EU.

#### Italiano

Questo prodotto è conforme alla Direttiva 2014/53/EU.

#### Latviski

Šis produkts atbilst Direktīvai 2014/53/ES.

#### Lietuvių

Šis gaminyo atitinka direktyvą 2014/53/ES.

#### Malti

Dan il-prodott huwa konformi mad-Direttiva 2014/53/UE.

#### Magyar

Ez a termék megfelel a 2014/53/EU irányelvnek.

#### Nederlands

Dit product is in overeenstemming met Richtlijn 2014/53/EU.

#### Norsk

Denne produktet er i samsvar med direktiv 2014/53/EU.

#### Polski

Ten produkt jest zgodny z dyrektywą 2014/53/UE.

#### Português

Este produto está em conformidade com a Diretiva 2014/53/UE.

#### Rumunski

Acest produs este în conformitate cu Directiva 2014/53/UE.

#### Slovensky

Tento produkt je v súlade so smernicou 2014/53/EÚ.

#### Slovensko

Ta izdelek je v skladu z Direktivo 2014/53/EU.

#### Suomi

Tämä tuote on direktiivin 2014/53/EU mukainen.

#### Svenska

Denna produkt överensstämmer med direktiv 2014/53/EU.

Note: The full Declaration of Conformity for this product is available in the link below:

<https://site.fortinet.com/ProductRegulatory/EU>

#### Voluntary Control Council for Interference (VCCI) – Japan

この装置は、クラスB機器です。この装置は、住宅環境で使用することを目的としていますが、この装置がラジオやテレビジョン受信機に近接して使用されると、受信障害を引き起こすことがあります。取扱説明書に従って正しい取り扱いをして下さい。

V C C I – B

#### Product Safety Electrical Appliance & Material (PSE) – Japan

日本では電気用品安全法(PSE)の規定により、同梱している電源コードは本製品の専用電源コードとして利用し、他の製品に使用しないでください。

#### Bureau of Standards Metrology and Inspection (BSMI) – Taiwan

The presence conditions of the restricted substance (BSMI RoHS table) are available at the link below:  
限用物質含有情況表 (RoHS Table) 請到以下 網址下載:

<https://www.fortinet.com/bsmi>

請仔細閱讀以下說明

本設備勿置於潮濕處。  
避免至電源箱，請先檢查電壓。  
當設備不用時，請將所有電源線拔除，避免電壓不穩而造成傷害。  
勿將任何液體滲入設備中，避免線路短路。

基於安全理由，只有受到專業訓練的從業人員，才可以打開本設備。

請勿自行調整或修理已通電的設備，以確保您的安全。

如不小心受傷，請立刻找急救人員給予您適當的救護，千萬別因傷勢輕微而忽略自己的傷勢。

請依照台灣法規處置電池。

若不正确替換電池可能導致爆炸危險。替換電池時，請使用設備生產商推薦使用的電池。  
請勿拆卸、刺穿或以其他方式損壞電池。

雷射設備非用戶維修設備，請與生產商聯繫維修事宜。

注意：要斷開電源，請將所有電源線從本機上拔下

英屬蓋曼群島商防特網股份有限公司台灣分公司

地址：台北市內湖區行愛路176號2樓

電話：(02) 27961666

#### National Telecommunications Commission (NCC) – Taiwan

NCC 警語

取得審驗證明之低功率射頻器材，非經核准，公司、商號或使用者均不得擅自變更頻率、加大功率或變更原設計之特性及功能。低功率射頻器材之使用不得影響飛航安全及干擾合法通信；經發現有干擾現象時，應立即停用，並改善至無干擾時方得繼續使用。前述合法通信，指依電信管理法規定作業之無線電通信。低功率射頻器材須忍受合法通信或工業、科學及醫療用電波輻射性電機設備之干擾。

#### UK Conformity Assessed (UKCA) – United Kingdom

The product transmits within the frequency ranges and less than or equal to the power listed below:  
2402-2480MHz less than 20dBm

This equipment should be installed and operated with minimum distance 20cm between the radiator & your body.

This product is in compliance with Statutory Instrument 1206 Radio Equipment Regulations 2017

The full Declaration of Conformity for this product is available in the link below:

<https://site.fortinet.com/ProductRegulatory/UK>



