

# Cisco Room Kit EQ



# Contents

03	Product overview
04	Product features and benefits
07	Cisco Room Kit EQ prominent features and differentiators
08	An affordable way to purchase hardware
09	Product specifications
19	Ordering information
26	Warranty information
26	Cisco environmental sustainability
26	Cisco Service and Support
26	Cisco Capital
27	For more information



Cisco® Room Kit EQ is an AI-powered collaboration device solution that includes the multi-lens Quad Camera, the powerful Codec EQ computing engine, and other room peripherals to enable true-to-life video conferencing on any platform. It integrates with up to three external displays while providing unparalleled camera and audio intelligence to create more inclusive video meetings and rich content experiences from large conference rooms, boardrooms, training rooms, and auditoriums.

## Product overview

Cisco Room Kit EQ is a collaboration device bundle that is optimized for RoomOS for native Webex meetings and powerful video interoperability with third-party meeting platforms, and will natively support the Microsoft Teams Rooms experience augmented with full-featured Webex meetings. This intelligent hardware offering delivers next-generation video and audio experience to enable more equitable and engaging meetings.



## Bring more equity and intelligence to your large workspaces

Room Kit EQ features the new Cisco Codec EQ, the ultimate AI-powered collaboration hub that brings more connectivity, computing power, and intelligence to modern meeting spaces. This is augmented with the multi-lens Cisco Quad Camera, which offers optimized, equitable camera views, high-performing UHD image processing, sharp focus, and stunning zoom capabilities.

The system provides a distraction-free, elevated audio experience with a built-in speaker system, machine learning-based noise removal, and seamless connectivity with directional Cisco microphones and third-party audio systems so that everyone comes across loud and clear. Better still, it offers flexible configuration options via PoE, HDMI, USB and analogue connectivity to equip large spaces, stunning 4K content with industry-standard wireless sharing technologies, and powerful USB passthrough to turn your laptop into an instant studio with a single cable.

The Room Kit EQ provides optionality and extensibility with a highly modular setup to easily add touch controllers, cameras, speakers, microphones, and other room peripherals – easing the configuration and scaling of complex, multi-component audiovisual environments. This solution is rich in functionality and experience yet easy to deploy, maintain, and scale to your workspaces – and comes with unified cloud device management and workspace analytics in Control Hub.

**Figure 1.** The Cisco Room Kit EQ in a conference room with the Quad Camera, the table-stand Room Navigator, and the Cisco Table Microphone Pro.



# Product features and benefits

FEATURE	BENEFIT
<p><b>Inclusive, cinematic video meetings</b></p>	<ul style="list-style-type: none"> <li>• Full HD video conference device bundle optimized for large workspaces,</li> <li>• Intelligent collaboration kit solution including the intelligent Quad Camera, the AI-powered Codec EQ, and optional room peripherals, integrating with up to three external screens</li> <li>• Integrated 80 MP camera system, loudspeaker system, and microphones (for speaker tracking) in the Quad Camera; can be extended with external microphones, speakers, touch controller, and other room peripherals</li> <li>• Platform independence to run the native Cisco RoomOS or Microsoft Teams Rooms experience. When configured for RoomOS, seamless meeting-join experience for Webex meetings and third-party video interoperability with Microsoft Teams, Zoom, and Google Meet</li> <li>• Sleek, elegant hardware design and intuitive software experience for more engaging and productive meetings</li> <li>• Brings optimized, inclusive camera views for more equitable video meetings:             <ul style="list-style-type: none"> <li>- Frames camera mode: Automatically captures a condensed view of in-room participants and frames them individually or in smaller groups for more equitable meetings, on Webex and when using third-party meetings</li> <li>- People focus: When the device is used with Webex, it uses advanced camera intelligence to dynamically update the screen layout to ensure everyone is equally framed in the meeting</li> <li>- Speaker tracking: When enabled, it uses a dedicated microphone array to detect and provide a prominent view for the active speaker</li> </ul> </li> <li>• Automatic, machine learning-based noise removal blocks out disruptive sounds coming from the meeting room (e.g., typing, paper rustling)</li> <li>• 4K wireless content sharing via Webex, Miracast, and Apple AirPlay for exceptional presentations, or via USB and HDMI passthrough</li> </ul>
<p><b>Workspace intelligence</b></p>	<ul style="list-style-type: none"> <li>• Uses ultrasound technology to automatically activate when someone walks into the room, and recognizes them through their mobile device</li> <li>• Supports the Cisco Room Navigator control unit: can be paired either with a table-stand controller, a wall-mount touch panel, or both in parallel for native conference controls, room controls, environmental monitoring, and room booking, and even direct access to your third-party workspace experience applications for space reservation, wayfinding, and digital signage</li> <li>• Provides intelligent people count based on presence sensors and custom macros, enabling alignment with safety guidelines and analytics for better resource planning</li> <li>• Enables smart customizations via macros and custom APIs, such as digital signage, custom alerts, and more to support internal communications, visitor management, safety, and well-being</li> </ul>

FEATURE	BENEFIT
<p><b>Smart integrations</b></p>	<ul style="list-style-type: none"> <li>• Can be paired with up to three screens to infuse full HD video and 4K content sharing into a cohesive experience</li> <li>• Connect your laptop with Codec EQ via a single USB-C to use the camera, microphones, and speakers of the device for an instant BYOD experience</li> <li>• Supports dual content sources for local meetings</li> <li>• View whiteboard content and annotations shared from Cisco Board Series, Cisco Desk Series, or the Webex App</li> <li>• Automatic screen/display integration through HDMI CEC</li> <li>• Supports Cisco and third-party cameras, microphones, speakers, and other collaboration peripherals via PoE, USB, and analogue ports</li> <li>• Supports Wi-Fi and Bluetooth® - Not available on Non Radio Version*</li> <li>• Optimized for pairing with the Cisco Room Navigator touch panel to control the video conference, control room peripherals, add smart room booking, and run third-party workspace management applications</li> </ul>
<p><b>Built for cloud and premises</b></p>	<ul style="list-style-type: none"> <li>• Unified management, provisioning, monitoring, troubleshooting, analytics, and workspace insights in Control Hub</li> <li>• Flexibility to register on-premises or in the Webex Cloud</li> <li>• Hardware is optimized to run on a cloud platform for great experiences in shared rooms and spaces with easy access to hosted conferences</li> <li>• Secure management, with end-to-end encryption when using Webex</li> </ul>



**Figure 2.** Main components of the Cisco Room EQ bundle: Cisco Codec EQ, Cisco Quad Camera, and the Cisco Room Navigator touch controller

## Cisco Room Kit EQ prominent features and differentiators

Recognized in the best meeting room solution in the 2023 UC Awards, the Cisco Room Kit EQ is the most advanced collaboration bundle, bringing more intelligence, usability, and equal meeting experiences to your large rooms. With the Room Kit EQ, you can experience natural, true-to-life meetings, engaging presentations, and an elevated workspace experience. Video-enable your conference rooms and large workspaces at scale with a collaboration kit that's easy to deploy, engaging to use, and more affordable to maintain—creating a connected, intelligent workplace.

- **Equitable meetings:** Powerful, multi-lens camera delivers intelligent camera views and optimized layout composition, such as people Frames for equal view across meeting participants displayed (available in Webex and third-party platforms) and People Focus for intelligent layout composition (available in Webex meetings); AI noise removal reduces unwanted background noises while flexible microphone input and speaker output options help create a more natural meeting experience both for people in the room and remote participants.
- **Stunning presentations:** Triple screen support, dual content sources, single-cable USB passthrough for instant BYOD, software client-based video meetings and content sharing; 4K wireless sharing on Webex, Miracast, and Apple AirPlay; smart presenter tracking and intelligent camera scenarios when Room Kit EQ is combined with the Cisco PTZ 4K Camera or other third-party cameras.
- **Multi-platform video conferencing:** The device can be configured to run on RoomOS for native Webex meetings and powerful third-party interoperability with Microsoft Teams, Zoom, and Google Meet; or deployed as a native Microsoft Teams Rooms system with the ability to still join full-featured Webex meetings.
- **Intelligent workspaces:** Presence detection for automatic “wake-up” when someone enters the room; people count for usage metrics and resource allocation; intuitive touch and voice controls for a better workspace experience; built-in environmental sensors in Room Navigator to promote safety and well-being; APIs and macros allow meeting and workspace customization.
- **Flexible integration:** The Codec EQ allows for integrating with multiple cameras, third-party audio systems and intelligent microphones, touch controller, and scheduling display; tight integrations with leading displays to enhance user experience and drive energy savings.
- **Cloud first but not cloud-only:** Built for both cloud and on-premises deployment, protecting your investment. Room Kit EQ can be deployed as a fully managed solution in Control Hub offering a seamless cloud admin, monitoring, troubleshooting, and analytics experience.



**Figure 3.** Cisco Room Kit EQ in a large training room featuring the Quad Camera, the PTZ 4K Camera, the Room Navigator tabletop touch controller, and Cisco Table Microphone Pro devices.

## An affordable way to purchase hardware

Cisco Hardware as a Service provides a new way to purchase hardware with a simple, scalable, and flexible way to pay. Stay up to date with the latest models of IP phones and collaboration devices to enhance collaboration and create workspaces for the future. And get ready for all the power of Cisco's unified cloud platform! [Click here](#) to access the Cisco Hardware as a Service data sheet.



# Product specifications

Table 1. Specifications

SPECIFICATION	DESCRIPTION
<b>Platform compatibility</b>	<ul style="list-style-type: none"> <li>• RoomOS 11.1.2 and later (for native Webex meetings and video interoperability for Microsoft Teams, Zoom, and Google Meet)</li> <li>• Microsoft Teams Rooms (also featuring native Webex meetings when registered in Control Hub)</li> </ul>
<b>Available bundle solutions</b>	<ul style="list-style-type: none"> <li>• Cisco Room Kit EQ (featuring the Cisco Quad Camera)</li> <li>• Cisco Room Kit EQ PTZ 4K (featuring the Cisco PTZ 4K Camera)</li> <li>• Cisco Codec EQ Standalone</li> </ul>
<b>Default components</b>	<ul style="list-style-type: none"> <li>• Cisco Codec EQ</li> <li>• Cisco Quad Camera or the Cisco PTZ 4K Camera</li> <li>• Wall mount for Quad Camera</li> <li>• Power adapter (for Quad Camera)</li> <li>• Region-specific power cord</li> <li>• Selection of one Cisco Room Navigator table-stand or wall-mount control unit</li> </ul>
<b>Optional hardware components</b>	<ul style="list-style-type: none"> <li>• Cisco PTZ 4K Camera</li> <li>• Cisco Precision 60 Camera</li> <li>• Cisco Room Navigator table-stand (additional unit)</li> <li>• Cisco Room Navigator wall-mount (additional unit)</li> <li>• Cisco Table Microphone</li> <li>• Cisco Ceiling Microphone</li> <li>• Cisco Table Microphone Pro</li> <li>• Wall mount for Cisco Codec EQ</li> <li>• Rack ears for Cisco Codec EQ</li> <li>• Cisco Active USB-C Cable, 9m</li> <li>• Cisco Multi-head Cable 4K</li> <li>• Network cable</li> <li>• Other cable and peripheral options (see Ordering information)</li> </ul>

Table 1. Specifications

SPECIFICATION	DESCRIPTION
<p><b>Camera overview (Quad Camera)</b></p>	<ul style="list-style-type: none"> <li>• 4x CMOS image sensors with machine intelligent switching (up to 20MP resolution per sensor)</li> <li>• The camera generates frames from the 4 sensors simultaneously to provide a single HD output at 1080p</li> <li>• Support up to 60 fps</li> <li>• 1/1.7 CMOS</li> <li>• 7x zoom (5x native optical zoom with digital zoom enhancement)</li> <li>• f/2.0 aperture</li> <li>• 83° horizontal field of view on wide lens</li> <li>• 50° horizontal field of view on 3 tele-lenses</li> <li>• Automatic group framing (audio + face detect)</li> <li>• Speaker tracking</li> <li>• Frames camera mode: intelligent people framing for equitable views</li> <li>• 5056 x 3888 pixel resolution</li> <li>• Auto focus, brightness, and white balance</li> <li>• Focus distance 1 m to infinity</li> </ul>
<p><b>Bandwidth</b></p>	<ul style="list-style-type: none"> <li>• Up to 20 Mbps</li> <li>• Minimum bandwidth:                             <ul style="list-style-type: none"> <li>- 720p30 from 768 kbps</li> <li>- 720p60 from 1152 kbps</li> <li>- 1080p30 from 1472 kbps</li> <li>- 1080p60 from 2560 kbps</li> </ul> </li> </ul>
<p><b>Minimum bandwidth for resolution/frame rate</b></p>	<ul style="list-style-type: none"> <li>• 1920 x 1080 at 60 fps from 2560 kbps</li> </ul>
<p><b>Firewall traversal</b></p>	<ul style="list-style-type: none"> <li>• Cisco Expressway™ technology</li> <li>• H.460.18, H.460.19 firewall traversal</li> </ul>
<p><b>Video standards</b></p>	<ul style="list-style-type: none"> <li>• H.264, H.265, and H.263</li> </ul>

Table 1. Specifications

SPECIFICATION	DESCRIPTION
<p><b>Video inputs</b></p>	<ul style="list-style-type: none"> <li>• 1x USB-C input supports formats up to maximum 3840 x 2160 at 30 fps (USB-C port has charging capability with a maximum of 15W power output)</li> <li>• 3x HDMI inputs support formats up to maximum 3840 x 2160 at 30 fps including 1920 x 1080 at 60 fps; support for HDCP 1.4 on 1x HDMI input</li> <li>• Extended Display Identification Data (EDID)</li> <li>• Consumer Electronics Control (CEC) 2.0</li> </ul>
<p><b>Video outputs</b></p>	<ul style="list-style-type: none"> <li>• 3x HDMI outputs support formats up to 3840 x 2160 at 60 fps</li> <li>• Consumer Electronics Control (CEC) 2.0</li> <li>• Connectivity with an interactive touch screen via HDMI out and USB-A*</li> </ul>
<p><b>Encode and decode</b></p>	<ul style="list-style-type: none"> <li>• Main video: 1920 x 1080 at 60 fps</li> <li>• Presentation channel: 3840 x 2160 at 15 fps</li> </ul>
<p><b>Audio standards</b></p>	<ul style="list-style-type: none"> <li>• G.711, G.722, G.722.1, G.729, AAC-LD, and Opus</li> </ul>
<p><b>Audio features</b></p>	<ul style="list-style-type: none"> <li>• High-quality 20kHz full-band audio</li> <li>• Prepared for inductive loop (line out)</li> <li>• Acoustic Echo Cancellation (AEC)</li> <li>• Active Lip Synchronization</li> <li>• AI-Powered, Adaptive Noise Removal</li> <li>• Automatic Gain Control (AGC)</li> <li>• Full Duplex</li> <li>• Self-Hear</li> <li>• Ultrasound Technology</li> <li>• The full Audio API and Audio Console application for advanced audio setup and customizations with the Codec EQ can be unlocked with an AV Integrator option key.</li> </ul>

Table 1. Specifications

SPECIFICATION	DESCRIPTION
<p><b>Audio inputs</b></p>	<ul style="list-style-type: none"> <li>• 3x mini Jack analog audio input</li> <li>• 3x HDMI input</li> <li>• 1x USB-C audio input</li> <li>• 1x USB-A audio input</li> <li>• 4x PoE++ Ethernet for audio over IP</li> <li>• Connectivity with up to 3x digital Cisco Table Microphone Pro devices by default, or up to 8x units with an AV integrator license</li> <li>• Connectivity with third-party audio systems via AES67</li> </ul>
<p><b>Audio outputs</b></p>	<ul style="list-style-type: none"> <li>• 1x analog line out</li> <li>• 3x HDMI audio out</li> <li>• 1x USB-A audio out</li> <li>• 1x USB-C audio out</li> <li>• 4x PoE++ Ethernet for audio over IP</li> <li>• Connectivity with third-party audio systems via AES67</li> </ul>
<p><b>Loudspeakers (Quad Camera)</b></p>	<ul style="list-style-type: none"> <li>• High-quality loudspeaker system with a single full-range driver and dual low-frequency drivers</li> <li>• Frequency response: 100Hz to 20kHz</li> <li>• Max output level: SPL 90dB</li> <li>• 1 RCA output for subwoofer (Quad Camera)</li> </ul>
<p><b>Camera modes (Quad Camera)</b></p>	<ul style="list-style-type: none"> <li>• Group view: Automatically detects meeting participants and provides ideal group framing for the best view</li> <li>• Speaker view: Uses a dedicated, built-in microphone array to detect and provide a prominent view for the active speaker</li> <li>• Frames: Captures a condensed view of in-room participants and frames them individually or in smaller groups for more equitable meetings, on Webex and when using third-party meetings</li> <li>• Manual with the option for presets</li> </ul>
<p><b>Video stream layouts</b></p>	<ul style="list-style-type: none"> <li>• Supporting available Webex video stream layouts and meeting features, including focus, grid, prominent, stack, and overlay. For more information, please consult the <a href="#">Webex Help Center</a>.</li> <li>• People Focus helps create an optimized view of every participant in Webex meetings via smart cropping to remove excess real estate</li> </ul>

Table 1. Specifications

SPECIFICATION	DESCRIPTION
<p><b>Speaker tracking (Quad Camera)</b></p>	<ul style="list-style-type: none"> <li>8-element built-in microphone array for accurate speaker tracking</li> <li>Quad Camera can support intelligent framing and dynamic speaker tracking with 7x zoom capability</li> <li>For an optimal speaker-tracking experience for people joining remotely, it is recommended that the furthest in-room participant is located within less than 9 meters from the video device. Please note that the best overview (automatic group framing) camera mode can support an extended distance from the Quad Camera.</li> <li>Multi-camera speaker view (coming soon): allows for an extended camera reach by zooming on the active speaker and providing an optimal view in very long conference rooms with participants over 9 meters from the device. Requires the combined deployment of the Room Kit EQ, the Cisco PTZ 4K Camera, and Cisco Table Microphone Pro units for the extended, directional voice capture range.</li> </ul>
<p><b>Presenter tracking</b></p>	<ul style="list-style-type: none"> <li>Presenter tracking available with the Cisco PTZ 4K Camera or the Precision 60 Camera</li> <li>AI-powered face and upper-body detection capability</li> <li>Camera automatically follows the active presenter within a defined zone and helps ensure an optimized view</li> <li>Cinematic presenter and audience view: intelligent framing and dynamic switching can be enabled with a combination of the Quad Camera bar and the PTZ 4K Camera</li> </ul>
<p><b>Cinematic cross-view</b></p>	<ul style="list-style-type: none"> <li>Multi-camera cross-view (coming soon): Using Codec EQ and the combined deployment of the front-of-the-room Quad Camera bar with two side-cameras to provide AI-directed, cinematic cross-view of conversations happening across the conference table</li> </ul>
<p><b>Content stream</b></p>	<ul style="list-style-type: none"> <li>H.239 (H.323) dual stream</li> <li>Binary Floor Control Protocol (BFCP) (SIP) dual stream</li> <li>Support resolutions up to 3840 x 2160 at 15 fps and 1920 x 1080 at 60 fps</li> </ul>

Table 1. Specifications

SPECIFICATION	DESCRIPTION
<b>Wireless sharing</b>	<ul style="list-style-type: none"> <li>• Webex App (up to 3840 x 2160 at 7.5 fps)</li> <li>• Cisco Intelligent Proximity client (up to 1920 x 1080 at 3 fps)</li> <li>• Miracast (1920 x 1080 at 30 fps) – Not available on non-radio version.</li> </ul> <p>Apple AirPlay wireless sharing:</p> <ul style="list-style-type: none"> <li>- Screen mirroring up to 1920 x 1080 at 60 fps</li> <li>- Extended desktop (Mac only) - up to 1920 x 1080 at 60 fps</li> <li>- Video streaming up to 3840 x 2160 at 30 fps</li> </ul>
<b>MultiSite features (embedded multipoint) (optional upgrade)</b>	<ul style="list-style-type: none"> <li>• Adaptive SIP/H.323** MultiSite:               <ul style="list-style-type: none"> <li>- 3-way resolution up to 1080p30 plus content up to 4Kp15</li> <li>- 4-way resolution up to 720p30 plus content up to 4Kp15</li> <li>- 5-way resolution up to 720p30 plus content up to 4Kp15</li> </ul> </li> <li>• Full individual audio and video transcoding</li> <li>• H.323**/SIP/VoIP in the same conference</li> <li>• Support for presentation (H.239/BFCP) from any participant at resolutions up to 3840 x 2160 at 15 fps</li> <li>• Best Impression (automatic continuous presence layouts)</li> <li>• Encryption and dual stream from any site</li> </ul>
<b>Protocols</b>	<ul style="list-style-type: none"> <li>• H.323</li> <li>• SIP</li> <li>• Webex</li> <li>• WebRTC</li> </ul>
<b>Embedded encryption</b>	<ul style="list-style-type: none"> <li>• H.323** and SIP point-to-point</li> <li>• Standards-based: H.235 v3 and Advanced Encryption Standard (AES)</li> <li>• Automatic key generation and exchange</li> </ul>

Table 1. Specifications

SPECIFICATION	DESCRIPTION
<p><b>IP network features</b></p>	<ul style="list-style-type: none"> <li>• DNS lookup for service configuration</li> <li>• Differentiated services (Quality of Service [QoS])</li> <li>• IP-adaptive bandwidth management (including flow control)</li> <li>• Automatic gatekeeper discovery</li> <li>• Dynamic playout and lip-sync buffering</li> <li>• H.245 Dual-Tone Multi-Frequency (DTMF) tones in H.323</li> <li>• RFC 4733 DTMF tones in SIP</li> <li>• Date and time support using Network Time Protocol (NTP)</li> <li>• Uniform Resource Identifier (URI) dialing</li> <li>• Dynamic Host Configuration Protocol (DHCP)</li> <li>• 802.1X network authentication</li> <li>• 802.1Q Virtual LAN</li> <li>• 802.1p [QoS and Class of Service (CoS)]</li> <li>• Cisco Media Assure and ClearPath, including packet loss-based downspeeding</li> </ul>
<p><b>Call control</b></p>	<ul style="list-style-type: none"> <li>• Native registration on Cisco Unified Communications Manager (CUCM)                             <ul style="list-style-type: none"> <li>- Requires CUCM version 12.5 or later with device pack for Room Kit EQ</li> </ul> </li> <li>• Native registration with Cisco Expressway</li> <li>• Webex</li> <li>• Third-party H.323 Gatekeepers and standards-based SIP proxies</li> </ul>
<p><b>IPv6 network support</b></p>	<ul style="list-style-type: none"> <li>• Single call stack support for both H.323 and SIP</li> <li>• Dual-stack IPv4 and IPv6 for DHCP, SSH, HTTP, HTTPS, DNS, DiffServ</li> <li>• Support for both static and automatic IP configuration (stateless address auto configuration)</li> </ul>
<p><b>Security features</b></p>	<ul style="list-style-type: none"> <li>• Secure management using HTTPS and SSH protocols</li> <li>• End-to-end encryption for calls and meetings on Webex</li> <li>• Standards-based media encryption on all back-ends (Secure Real-time Transport Protocol [SRTP], using AES-128-GCM or AES-256-GCM)</li> <li>• WPA3TM and WPA3-Enterprise with CCMP128 Wi-Fi® security</li> <li>• Password protection to access administration available on Room Navigator controller</li> <li>• Network settings protection</li> </ul>

Table 1. Specifications

SPECIFICATION	DESCRIPTION
<p><b>Certificate management</b></p>	<ul style="list-style-type: none"> <li>• Certificate Authority Proxy Function (CAPF) support for additional security</li> <li>• Manufacturer-Installed Certificates (MIC)</li> <li>• Locally Significant Certificates (LSC)</li> <li>• X.509 Digital Certificates (DER encoded binary); both DER and Base-64 formats are acceptable for the client and server certificates; certificates with a key size of 1024, 2048, and 4096 are supported</li> </ul>
<p><b>Other interfaces</b></p>	<ul style="list-style-type: none"> <li>• 4x USB 3.0 ports, up to 1.5A charging capability per port. Connectivity for external USB microphones, keyboards, headsets, touch display, and future integrations</li> <li>• Micro USB port (for service)</li> <li>• Factory reset pinhole</li> </ul>
<p><b>Network interfaces (Codec EQ)</b></p>	<ul style="list-style-type: none"> <li>• Ethernet (RJ-45) 10/100/1000 for LAN</li> <li>• 4x PoE++ (802.3.bt) Ethernet (RJ-45) 10/100/1000 with a total power budget of up to 90W for                             <ul style="list-style-type: none"> <li>- Camera control and powering</li> <li>- Room Navigator touch controller</li> <li>- AV over IP room peripherals (including the multi-directional Table Microphone Pro)</li> </ul> </li> <li>• Wi-Fi 802.11a/b/g/n/ac/ax 2.4 GHz and 5 GHz also supported for LAN - not available in non-radio versions; Wi-Fi 6E support coming soon</li> <li>• 2x2 Multiple Input and Multiple Output (MIMO)</li> </ul> <p><b>Note:</b> Due to compliance regulations, it is required that 802.11d is enabled in the access point for the product to operate properly within 5725 to 5875 MHz.</p> <p>Using a Wi-Fi connection is a flexible option; however, an Ethernet connection is always preferred for high performance.</p>
<p><b>Power supplies</b></p>	<ul style="list-style-type: none"> <li>• 100 to 240 VAC, 50/60 Hz</li> <li>• Average 20 W</li> <li>• Quad Camera must be used with power supply PSU-12VDC-70W-GR=</li> <li>• PTZ 4K Camera power supply (PSU-12VDC-40W2=) is optional</li> </ul>



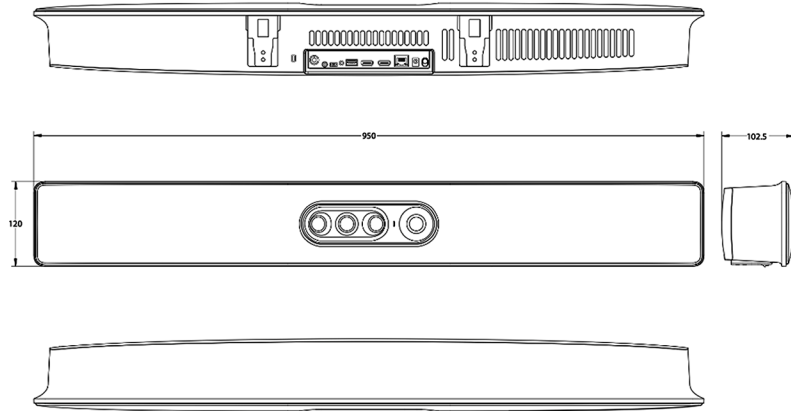
Table 1. Specifications

SPECIFICATION	DESCRIPTION
<p><b>Operating temperature and humidity</b></p>	<ul style="list-style-type: none"> <li>• 0°C to 35°C (32°F to 95°F) ambient temperature</li> <li>• 10% to 90% Relative Humidity (RH)</li> </ul>
<p><b>Storage and transport temperature</b></p>	<ul style="list-style-type: none"> <li>• -20°C to 60°C (-4°F to 140°F) at RH 10% to 90% (noncondensing)</li> </ul>
<p><b>Locking mechanism</b></p>	<ul style="list-style-type: none"> <li>• Kensington security lock (on Codec EQ)</li> </ul>
<p><b>Language support</b></p>	<ul style="list-style-type: none"> <li>• Arabic, Czech, Danish, German, US English, UK English, Catalanian, Spanish, Latin-American Spanish, Finnish, French, Canadian French, Hebrew, Hungarian, Italian, Japanese, Korean, Dutch, Norwegian, Polish, Brazilian Portuguese, Portuguese, Russian, Swedish, Turkish, Chinese (Simplified), Traditional Chinese, Ukrainian</li> </ul>
<p><b>Form factor</b></p>	<ul style="list-style-type: none"> <li>• Cisco Quad Camera color options in First Light and Carbon Black</li> <li>• The Quad Camera mounting options support placement above/ underneath the screen(s) or can be mounted to a wall.</li> <li>• Codec EQ supports wall mounting, rack ear mounting, and custom placement as a free-standing unit.</li> </ul>

Table 1. Specifications

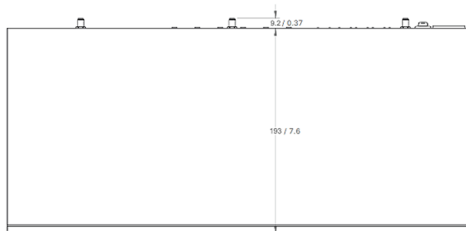

SPECIFICATION	DESCRIPTION
---------------	-------------

### Dimensions



#### Cisco Quad Camera:

- Width: 37.4 in. (95.0 cm)
- Height: 4.7 in. (12.0 cm)
- Depth: 4.0 in. (10.3 cm)
- Weight: 10.6 lb. (4.8 kg)



#### Cisco Codec EQ:

- Width: 18.6 in. (47.3 cm)
- Height: 1.7 in. (4.4 cm)
- Depth: 8 in. (20.2 cm)
- Weight: 5.1 lb. (2.33 kg)

Table 1. Specifications

SPECIFICATION	DESCRIPTION
<p><b>Standards and regulatory compliance</b></p>	<ul style="list-style-type: none"> <li>• Directive 2014/53/EU (Radio Equipment Directive) for the radio versions</li> <li>• Directive 2014/30/EU (EMC Directive) for the non-radio versions</li> <li>• Directive 2014/35/EU (Low-Voltage Directive) for the non-radio versions</li> <li>• Directive 2011/65/EU (RoHS)</li> <li>• Directive 2002/96/EU (WEEE)</li> <li>• NRTL approved (product safety)</li> <li>• FCC CFR 47 Part 15B (EMC) – Class A</li> <li>• FCC CFR 47 Part 15C (RF)</li> <li>• FCC CFR 47 Part 15E (RF)</li> <li>• FCC listed (radio equipment)</li> </ul> <p>Please check the Product Approval Status Database at <a href="http://www.ciscofax.com/">www.ciscofax.com/</a> for approval documents per country.</p>

---

<p><b>Sustainability</b></p>	<ul style="list-style-type: none"> <li>• Circular design principles applied for product architecture, materials, and packaging</li> <li>• Foam-free, 100% recyclable packaging design for the Codec EQ, including fiber-based trays and a reduced amount of single-use plastics</li> <li>• Increased use of Post-Consumer Recycled (PCR) resin originating from end-of-life Cisco devices and old electronics on cosmetic parts</li> <li>• The camera, codec, and other peripherals are designed for easy repair, refurbishing, and recycling to extend the lifecycle of the product and the materials used for manufacturing .</li> <li>• Using built-in presence sensors and environmental sensors in the touch panel, it can provide real-time and historic occupancy metrics to control and optimize the workspace environment</li> <li>• Power over Ethernet (PoE) connects and powers the PTZ 4K Camera, the touch controller, the microphones and other accessories to enable scalability and less components needed for the deployment.</li> <li>• Cisco’s takeback and reuse program enables you to return your end-of-use devices for free, via a simple, secure, and sustainable process.</li> <li>• <a href="#">Learn more</a> about how Cisco supports the Circular Economy.</li> </ul>
------------------------------	--

\* The Bluetooth® word mark and logos are registered trademarks owned by Bluetooth SIG, Inc., and any use of such marks by Cisco Systems, Inc., is under license. Other trademarks and trade names are those of their respective owners.

\*\* H.323 is Cisco proprietary version.

# Feature availability matrix

**Table 4.** Feature availability matrix for Cisco Room Kit EQ

FEATURE	ROOMOS	MICROSOFT TEAMS ROOMS (WITH REGISTRATION TO CONTROL HUB)	MICROSOFT TEAMS ROOMS
<b>Native Microsoft Teams Rooms meeting experience</b>	No	Yes	Yes
<b>Native Webex meeting experience</b>	Yes	Yes, via One-Button-to-Push meeting join	No
<b>Microsoft Teams Meetings with VIMT (CVI) or WebRTC / Direct Guest Join</b>	Yes	N/A	N/A
<b>Google Meet interop (WebRTC)</b>	Yes	No	No
<b>Zoom Meetings interop</b>	Yes, feature-rich SIP meetings	Yes, WebRTC-based meetings	Yes, WebRTC-based meetings
<b>Video standards supported</b>	H.264 AVC, H.265, H.263	H.264 AVC	H.264 AVC

**Table 4.** Feature availability matrix for Cisco Room Kit EQ

FEATURE	ROOMOS	MICROSOFT TEAMS ROOMS (WITH REGISTRATION TO CONTROL HUB)	MICROSOFT TEAMS ROOMS
<b>Standards-based video interop (SIP/H.323 dialing)</b>	Yes	Only in native Webex Meetings	No
<b>Content sharing resolution</b>	In active meeting: up to 3840 x 2160 at 15 fps  Outside of active meeting: up to 3840 x 2160 at 30 fps	In active meeting: up to 1920 x 1080 at 15 fps  Outside of active meeting: up to 1920 x 1080 at 30 fps	In active meeting: up to 1920 x 1080 at 15 fps  Outside active meeting: up to 1920 x 1080 at 30 fps
<b>Simultaneous content sources for local presentation (outside video meeting)</b>	3	1	1
<b>Wireless sharing options</b>	Webex App, Miracast, Apple AirPlay	Microsoft Teams Sharing, Miracast	Microsoft Teams Sharing, Miracast
<b>Multi-camera support</b>	Yes	Yes	Yes
<b>Presenter tracking</b>	Yes	Yes	Yes

**Table 4.** Feature availability matrix for Cisco Room Kit EQ

FEATURE	ROOMOS	MICROSOFT TEAMS ROOMS (WITH REGISTRATION TO CONTROL HUB)	MICROSOFT TEAMS ROOMS
<b>Triple-screen support for live video and content</b>	Yes	No	No
<b>People Focus intelligent layout composition</b>	Yes, in Webex meetings	In native Webex meetings only	No
<b>Frames camera mode for individual participant views</b>	Yes	Yes	Yes
<b>AI noise removal</b>	Yes	Yes	Yes
<b>Deployment options</b>	On premises, cloud, hybrid	Cloud only	Cloud only
<b>Voice assistant</b>	Webex Assistant	No	No
<b>USB passthrough</b>	Yes	Yes	Yes

Table 4. Feature availability matrix for Cisco Room Kit EQ

FEATURE	ROOMOS	MICROSOFT TEAMS ROOMS (WITH REGISTRATION TO CONTROL HUB)	MICROSOFT TEAMS ROOMS
<b>Cloud device management</b>	Control Hub	Teams Admin Center & Control Hub	Teams Admin Center
<b>Room booking</b>	Hybrid Calendar + Room Navigator touch panel	Microsoft Teams Calendar + Room Navigator touch panel as Teams Panel	Microsoft Teams Calendar+ Room Navigator touch panel as Teams Panel
<b>Conference controls</b>	Hybrid Calendar + Room Navigator touch panel	Microsoft Teams Calendar + Room Navigator touch panel as MTR Touch Console	Microsoft Teams Calendar+ Room Navigator touch panel as MTR Touch Console
<b>Native, third-party web apps</b>	Yes	No	No
<b>Digital signage</b>	Yes	No	No
<b>Custom controls with Macros and User Interface extensions</b>	Yes	No	No
<b>Customized branding (logos, wallpaper)</b>	Yes	No	No

**Table 4.** Feature availability matrix for Cisco Room Kit EQ

FEATURE	ROOMOS	MICROSOFT TEAMS ROOMS (WITH REGISTRATION TO CONTROL HUB)	MICROSOFT TEAMS ROOMS
<b>Workplace analytics in Control Hub with APIs</b>	Yes	Yes	No
<b>Multi-tenant device management, bulk configuration and automated software upgrades</b>	Yes	Yes	No
<b>Network-level diagnostics and observability</b>	Yes, with Cisco ThousandEyes integration	Yes, with Cisco ThousandEyes integration	No



# Ordering information

To place an order, please contact your local Cisco representative and refer to Table 2.

**Table 2.** Ordering information

PRODUCT NAME	PART NUMBER	COMPLIANCE MODEL NUMBER
<b>Bundle Options</b>		
<b>Cisco Room Kit EQ</b>	CS-KIT-EQ-K9	
<ul style="list-style-type: none"> <li>Cisco Codec EQ</li> <li>Cisco Quad Camera (First Light)</li> </ul>	<ul style="list-style-type: none"> <li>CS-CODEC-EQ-K9+</li> <li>CS-QUADCAM2+</li> </ul>	<ul style="list-style-type: none"> <li>TTC6-15</li> <li>TTC8-10</li> </ul>
<b>Cisco Room Kit EQ</b>	CS-KIT-EQ-C-K9	
<ul style="list-style-type: none"> <li>Cisco Codec EQ</li> <li>Cisco Quad Camera (Carbon Black)</li> </ul>	<ul style="list-style-type: none"> <li>CS-CODEC-EQ-K9+</li> <li>CS-QUADCAM2-C+</li> </ul>	<ul style="list-style-type: none"> <li>TTC6-15</li> <li>TTC8-10</li> </ul>
<b>Cisco Room Kit EQ – Non-Radio</b>	CS-KIT-EQ-NR-K9	
<ul style="list-style-type: none"> <li>Cisco Codec EQ – (Non-Radio)</li> <li>Cisco Quad Camera (First Light)</li> </ul>	<ul style="list-style-type: none"> <li>CS-CODEC-EQ-NRK9+</li> <li>CS-QUADCAM2+</li> </ul>	<ul style="list-style-type: none"> <li>TTC6-15</li> <li>TTC8-10</li> </ul>
<b>Cisco Room Kit EQ – Non-Radio</b>	CS-KIT-EQ-C-NR-K9	
<ul style="list-style-type: none"> <li>Cisco Codec EQ – (Non-Radio)</li> <li>Cisco Quad Camera (Carbon Black)</li> </ul>	<ul style="list-style-type: none"> <li>CS-CODEC-EQ-NRK9+</li> <li>CS-QUADCAM2-C+</li> </ul>	<ul style="list-style-type: none"> <li>TTC6-15</li> <li>TTC8-10</li> </ul>
<b>Cisco Room Kit EQ – Non-Radio for TAA*</b>	CS-KIT-EQ-NRK9++	
<ul style="list-style-type: none"> <li>Cisco Codec EQ (Non-Radio for TAA)</li> <li>Cisco Quad Camera (First Light)</li> </ul>	<ul style="list-style-type: none"> <li>CS-CODEC-EQ-NR++</li> <li>CS-QUADCAM2+</li> </ul>	<ul style="list-style-type: none"> <li>TTC6-15</li> <li>TTC8-10</li> </ul>
<b>Cisco Room Kit EQ – Non-Radio for TAA*</b>	CS-KIT-EQ-C-NRK9++	
<ul style="list-style-type: none"> <li>Cisco Codec EQ (Non-Radio for TAA)</li> <li>Cisco Quad Camera (Carbon Black)</li> </ul>	<ul style="list-style-type: none"> <li>CS-CODEC-EQ-NR++</li> <li>CS-QUADCAM2-C+</li> </ul>	<ul style="list-style-type: none"> <li>TTC6-15</li> <li>TTC8-10</li> </ul>

Table 2. Ordering information

PRODUCT NAME	PART NUMBER	COMPLIANCE MODEL NUMBER
<b>Cisco Room Kit EQ – TAA*</b> <ul style="list-style-type: none"> <li>• Cisco Codec EQ (TAA)</li> <li>• Cisco Quad Camera (First Light)</li> </ul>	CS-KIT-EQ-K9++ <ul style="list-style-type: none"> <li>• CS-CODEC-EQ+</li> <li>• CS-QUADCAM2+</li> </ul>	TTC6-15 TTC8-10
<b>Cisco Room Kit EQ – TAA*</b> <ul style="list-style-type: none"> <li>• Cisco Codec EQ (TAA)</li> <li>• Cisco Quad Camera (Carbon Black)</li> </ul>	CS-KIT-EQ-C-K9++ <ul style="list-style-type: none"> <li>• CS-CODEC-EQ++</li> <li>• CS-QUADCAM2-C+</li> </ul>	TTC6-15 TTC8-10
<b>Cisco Room Kit EQ PTZ 4K</b> <ul style="list-style-type: none"> <li>• Cisco Codec EQ</li> <li>• Cisco PTZ 4K Camera</li> </ul>	CS-KIT-EQ-4K-K9 <ul style="list-style-type: none"> <li>• CS-CODEC-EQ-K9+</li> <li>• CS-CAM-PTZ4K+</li> </ul>	TTC6-15 EVI-X200C
<b>Cisco Room Kit EQ PTZ 4K – Non-Radio</b> <ul style="list-style-type: none"> <li>• Cisco Codec EQ (Non-Radio)</li> <li>• Cisco PTZ 4K Camera</li> </ul>	CS-KIT-EQ-4K-NRK9 <ul style="list-style-type: none"> <li>• CS-CODEC-EQ-NRK9+</li> <li>• CS-CAM-PTZ4K+</li> </ul>	TTC6-15 EVI-X200C
<b>Cisco Room Kit EQ PTZ 4K – Non-Radio for TAA*</b> <ul style="list-style-type: none"> <li>• Cisco Codec EQ (Non-Radio for TAA)</li> <li>• Cisco PTZ 4K Camera</li> </ul>	CS-KIT-EQ-4KNRK9++ <ul style="list-style-type: none"> <li>• CS-CODEC-EQ-NR++</li> <li>• CS-CAM-PTZ4K+</li> </ul>	TTC6-15 EVI-X200C
<b>Cisco Room Kit EQ PTZ 4K – TAA*</b> <ul style="list-style-type: none"> <li>• Cisco Codec EQ (TAA)</li> <li>• Cisco PTZ 4K Camera</li> </ul>	CS-KIT-EQ-4K-K9++ <ul style="list-style-type: none"> <li>• CS-CODEC-EQ++</li> <li>• CS-CAM-PTZ4K+</li> </ul>	TTC6-15 EVI-X200C
<b>Cisco Codec EQ Standalone</b> <ul style="list-style-type: none"> <li>• Cisco Codec EQ</li> </ul>	CS-CODEC-EQ-K9 <ul style="list-style-type: none"> <li>• CS-CODEC-EQ-K9+</li> </ul>	TTC6-15
<b>Cisco Codec EQ Standalone – TAA*</b> <ul style="list-style-type: none"> <li>• Cisco Codec EQ (TAA)</li> </ul>	CS-CODEC-EQ-K9++ <ul style="list-style-type: none"> <li>• CS-CODEC-EQ++</li> </ul>	TTC6-15

Table 2. Ordering information

PRODUCT NAME	PART NUMBER	COMPLIANCE MODEL NUMBER
<b>Cisco Codec EQ Standalone – Non-Radio</b> <ul style="list-style-type: none"> <li>Cisco Codec EQ (Non-Radio)</li> </ul>	CS-CODEC-EQ-NRK9 <ul style="list-style-type: none"> <li>CS-CODEC-EQ-NRK9+</li> </ul>	TTC6-15
<b>Cisco Codec EQ Standalone – Non-Radio for TAA*</b> <ul style="list-style-type: none"> <li>Cisco Codec EQ (Non-Radio for TAA)</li> </ul>	CS-CODEC-EQ-NRK9++ <ul style="list-style-type: none"> <li>CS-CODEC-EQ-NR++</li> </ul>	TTC6-15
<b>Cisco Codec EQ Standalone – NC*</b> <ul style="list-style-type: none"> <li>Cisco Codec EQ (NC)</li> </ul>	CS-CODEC-EQ-NC-K9 <ul style="list-style-type: none"> <li>CS-CODEC-EQ++</li> </ul>	TTC6-15
<b>Options</b>		
<b>Rack ears for Cisco Codec EQ (for mounting rack)</b>	CS-CODEC-EQ-RCK	
<b>Wall-mount kit for Cisco Codec EQ</b>	CS-CODEC-EQ-WMK	
<b>Cisco Room Navigator table-stand (additional unit)</b>	CS-T10-TS-L-K9	TTC5-15
<b>Cisco Room Navigator wall-mount (additional unit)</b>	CS-T10-WM-L-K9	TTC5-15
<b>Cisco PTZ 4K Camera</b>	CS-CAM-PTZ4K and CS-CAM-PTZ4K-IND	EVI-X200C

Table 2. Ordering information

PRODUCT NAME	PART NUMBER	COMPLIANCE MODEL NUMBER
Mounting bracket for PTZ 4K Camera	CS-PTZ4K-BRKT	
Ceiling-mount bracket for PTZ 4K Camera	CS-PTZ4K-CLNGMNT	
Cisco Precision 60 Camera	CTS-CAM-P60=	TTC8-07
Power supply for Precision 60 Camera	PSU-12VDC-70W-GR=	
Cisco Table Microphone with 4-pin mini jack connector, 7.5 meters cable	CS-MIC-TABLE-J	
Cisco Table Microphone extension cable for the 4-pin mini jack cables, 9 meters	CAB-MIC-EXT-J	
Cisco Ceiling Microphone	CTS-MIC-CLNG-G2	
Shielded cable for Ceiling Mic (non-plenum rated)	CAB-ETHRSHLD-10M	
Cisco Table Microphone Pro	CS-MIC-ARRAY-T	TTC5-17
Cisco Multi-head Cable 9 meters (4K, USB-C, HDMI, miniDP)	CAB-HDMI-MUL4K- 9M	
Active Optical Cable, USB-C 3.1, 9 meters long, USB Charging	CAB-USBC-AC-9M	

Table 2. Ordering information

PRODUCT NAME	PART NUMBER	COMPLIANCE MODEL NUMBER
USB-C – USB-C cable, 1.8 meters long, USB charging	CAB-USBC-1.8M	
Cisco Multi-head Cable 2.5 meters (4K, USB-C, HDMI, miniDP)	CAB-HDMI-MUL4K-2M	
Presentation cable 8 m/26 ft Gray HDMI 1.4b (with repeater)	CAB-PRES-2HDMI-GR	
HDMI 2.0 cable 1.5 m/5 ft, gray	CAB-2HDMI-1.5M-GR	
HDMI 2.0 cable 3 m/10 ft, gray	CAB-2HDMI-3M-GR	
Ethernet cable 1.5 m/5 ft, gray	CAB-ETH-1.5M-GR	
Ethernet cable 3 m/10 ft, gray	CAB-ETH-3M-GR	
Ethernet cable 5 m/16.4 ft, gray	CAB-ETH-5M-GR	
Ethernet cable 4 m, gray	CAB-CAT5E-4M	
Ethernet cable 8 m, gray	CAB-CAT5E-8M	
Ethernet cable 12 m, gray	CAB-CAT5E-12M	
<b>Software options – ordered separately</b>		
Remote Monitoring	L-ROOM-RM (L-TP-RM)	

Table 2. Ordering information

PRODUCT NAME	PART NUMBER	COMPLIANCE MODEL NUMBER
<b>MultiSite (embedded multipoint)</b>	L-KITEQ-MS (L-ROOM-PAK)	
<b>AV integrator pack</b>	L-KITEQ-AV (L-ROOM-PAK)	
<b>Spares</b>		
<b>Rack ears for Codec EQ</b>	CS-CODEC-EQ-RCK=	
<b>Wall-mount kit for Codec EQ</b>	CS-CODEC-EQ-WMK=	
<b>Codec EQ Antennas</b>	CS-CODEC-EQ-ANT=	
<b>Cisco Quad Camera (First Light)</b>	CS-QUADCAM2=	TTC8-10
<b>Cisco Quad Camera (Carbon Black)</b>	CS-QUADCAM2-C=	TTC8-10
<b>Cisco PTZ 4K Camera</b>	CS-CAM-PTZ4K=	EVI-X200C
<b>Cisco Room Navigator table-stand (spare)</b>	CS-T10-TS-L-K9=	TTC5-15
<b>Cisco Room Navigator wall-mount (spare)</b>	CS-T10-WM-L-K9=	TTC5-15
<b>Power supply 12VDC 70W for Quad Camera</b>	PSU-12VDC-70W-GR=	

\* Coming soon

## Warranty information

Cisco Room Kit EQ has a 90-day limited liability warranty.

## Cisco environmental sustainability

Information about Cisco’s environmental sustainability policies and initiatives for our products, solutions, operations, and extended operations or supply chain is provided in the “Environment Sustainability” section of Cisco’s [Corporate Social Responsibility](#) (CSR) Report.

Reference links to information about key environmental sustainability topics (mentioned in the “Environment Sustainability” section of the CSR Report) are provided in the following table:

SUSTAINABILITY TOPIC	REFERENCE
Information on product material content laws and regulations	<a href="#">Materials</a>
Information on electronic waste laws and regulations, including products, batteries, and packaging	<a href="#">WEEE compliance</a>

Cisco makes the packaging data available for informational purposes only. It may not reflect the most current legal developments, and Cisco does not represent, warrant, or guarantee that it is complete, accurate, or up to date. This information is subject to change without notice.

## Cisco Service and Support

Cisco and our partners provide a broad portfolio of smart, personalized services and support that can help you realize the full business value of your Cisco collaboration investment by increasing business agility and network availability. This portfolio of services accelerates business innovation by harnessing the network as a powerful business platform.

For more information about these services, visit: <https://www.cisco.com/go/collaborationservices>.

## Cisco Capital

### Flexible payment solutions to help you achieve your objectives

Cisco Capital makes it easier to get the right technology to achieve your objectives, enable business transformation and help you stay competitive. We can help you reduce the total cost of ownership, conserve capital, and accelerate growth. In more than 100 countries, our flexible payment solutions can help you acquire hardware, software, services and complementary third-party equipment in easy, predictable payments. [Learn more.](#)



#### For more information

Learn more about the [Cisco Room Kit EQ](#)

Learn more about [how to enable flexible workspaces with the Room Kits](#)

Explore how [Cisco devices support Microsoft Teams Rooms](#)

Download the [Webex App](#)

August 2023

C78-3267902-02